



Table Of Contents

Oregon State Baseball 2015 Super Regional Guide

Page	Topic
2	Oregon State Information
2	Oregon State NCAA Regional Notes
3	Oregon State Roster

The Team

Page	Topic
4	Head Coach Pat Casey
7	Associate Head Coach Pat Bailey
8	Assistant Coach Andy Jenkins
9	Assistant Coach Nate Yeskie
10	Support Staff
11	Player Bios
21	Career Statistics

2015 In Review

Page	Topic
24	Oregon State Overall Statistics
25	Oregon State Game-By-Game Results
26	Superlatives
27	Honors/Weekly Rankings
28	Postseason Statistics
29	Oregon State Pac-12 Statistics
30	Oregon State Non-Conference Statistics
31	Home Statistics
32	Road Statistics
33	Neutral Statistics
34	Oregon State February Statistics
35	Oregon State March Statistics
36	Oregon State April Statistics
37	Oregon State May Statistics
38	Pac-12/National Rankings
39	Hitting Breakdown
40	Pitching Breakdown
41	Pitching Appearances
43	Lineups By Order
44	Lineups By Position
45	Team/Individual Superlatives
45	The Last Time
46	Oregon State Box Scores

Oregon State Postseason History

Page	Topic
61	2013 Trip To Omaha
63	2007 Trip To Omaha
65	2006 Trip To Omaha
67	2005 Trip To Omaha
69	1952 Trip To Omaha
70	Postseason Review
71	All-Time OSU Postseason Results
73	Postseason Honors
74	Oregon State Postseason Superlatives

Covering The Beavers

The Oregon State Athletics Communications office appreciates your interest in the 2015 Oregon State baseball team. Please contact Assistant Director for Athletic Communications Hank Hager for any media needs concerning the Oregon State baseball team. He can be reached by email at hank.hager@oregonstate.edu or by calling the Oregon State at (541) 737-7472.

The following is a set of guidelines for covering the club.

Postseason Guide

Please note that this season in review guide is being furnished for members of the media to provide information regarding the Oregon State baseball team and the postseason. No copies will be bound this year, and .pdfs of the guide will be made available on osubeavers.com.

Game Notes

A set of Oregon State game notes will be made available to members of the media prior to each game. To be included on the Oregon State baseball e-mail list in order to receive the notes prior to the game, please contact Hank Hager. Notes will also be posted on the home of Oregon State Athletics, osubeavers.com.

Interviews

All coach and student-athlete interviews must be arranged through Hank Hager. On gamedays, head coach Pat Casey, his assistants and members of the team will be available shortly after the game's conclusion per the host site's regulations. Please note that during the postseason, interviews at the field prior to the game will not be permitted, with exception. Note that interview requests are not guaranteed due to player and team schedules. Please request any non post-game interviews at least 24 hours in advance.

DO NOT contact any players without the consent of Hank Hager. Player numbers will not be furnished to members of the media or general public.

Internet

The online home of Oregon State Athletics, osubeavers.com, is the place to go for all Oregon State baseball information, including a team roster and bios, schedule, live stats links, updated game notes and statistics.

Athletic Communications Information

Phone.....(541) 737-3072
 Fax(541) 737-3020
 Web site..... www.osubeavers.com
 Mailing Address.....209 Gill Coliseum
 Corvallis, OR 97331
 Hager Cell.....(541) 230-0611
 Hager Office.....(541) 737-7472
 E-Mail.....hank.hager@oregonstate.edu

OSU Season In Review Credits

The 2015 Oregon State Baseball Season In Review was designed, written, and produced by Hank Hager of the Oregon State Athletic Communications Office. Photo credits include Scobel Wiggins, Dave Nishitani and Rich Heins.

**Oregon State Facts**

Location	Corvallis, Oregon
Enrollment	27,925
Founded	1868
President	Dr. Edward Ray
Athletic Director	Bob De Carolis
Colors	Orange and Black
Nickname	Beavers
Affiliation	NCAA Division I
Conference	Pac-12
University website	www.oregonstate.edu
Athletics website	www.osubeavers.com

Baseball

Head coach	Pat Casey (21st year)
Record at OSU	754-421-5 (21 years)
OSU winning percentage	.642
Career record	925-530-6 (27 years)
Career winning percentage	.634
Associate HC	Pat Bailey (8th year)
Assistant Coaches	Andy Jenkins (4th year) Nate Yeskie (7th year)
Director of operations	Ron Northcutt
Northcutt office phone	(541) 737-0598
Athletic Trainer	Josh Therrien
Strength & Condition Coach	Chris Anderson

2014 Season

2014 overall record	45-14
Home record	24-6
Road record	14-6
Neutral record	7-2
2014 Pac-12 record	23-7 (1st place)

2015 Season

Lettermen returning/lost	16/18
Position players	9/10
Pitchers	7/8
Starters returning/lost	5/4
All-conference returning/lost	1/4
All-Americans returning/lost	0/3
First varsity season	1907
All-time record	2,238-1,432-16 (.610)

Goss Stadium At Coleman Field

Ballpark	Goss Stadium at Coleman Field
Opened (capacity)	1907 (3,248)
Left field	330 ft. (14-ft. fence)
Left-centerfield	365 ft. (8-ft. fence)
Center field	400 ft. (8-ft. fence)
Right-centerfield	365 ft. (8-ft. fence)
Right field	330 ft. (8-ft. fence)
Press box phone	(541) 737-7475

Radio

Radio	Beaver Sports Network
Online radio	Beaver Nation Online (osubeavers.com)
Primary Play-By-Play	Mike Parker

The Season

Oregon State finished the season with a 39-18-1 record, and posted a 19-10-1 mark in Pac-12 Conference play. OSU finished in sole possession of second place, 2 1/2 games behind league champion UCLA. The Beavers, in the preseason, were predicted to finish fifth by the conference's coaches.

To The Postseason

The Beavers were hopeful of a hosting opportunity at Goss Stadium. That was not meant to be. That, however, didn't take away from the fact the Beavers advanced to their seventh consecutive postseason, extending its school-record stretch. Oregon State, in fact, was just one of 11 schools nationally to advance for the last seven years, and the only from the Pac-12. The Dallas Baptist Regional appearance gave the Beavers 10 trips in the last 11 years.

Since 2005

Since 2005, the year of OSU's first trip to Omaha, the Beavers have won 30 or more games 10 times, including the 39 victories in 2015. Over that stretch, Oregon State has won 459 games, or 42 per season, which is second only to Arizona State's 464. The Beavers also have 184 league victories, which is nine shy of conference leader Arizona State's 193. OSU can also claim 13 All-Americans since 2005, which represent half of the program's all-time total.

Honors

Andrew Moore received a large chunk of the team's individual honors in 2015, recording four All-America Awards while also being named an Academic All-Region selection while studying digital communications. He was joined on the All-America list by Jeff Hendrix, who was a first-time selection. KJ Harrison, Drew Rasmussen and Mitch Hickey were all named to at least one Freshman All-America Team. All told, 10 players received at least one award during the season.

Closing The Gap

Andrew Moore was named Pac-12 Pitcher of the Week three times and Drew Rasmussen once to give OSU 77 selections since the league began the award in 1986. The Beavers are creeping up on Stanford, which leads the conference with 80. KJ Harrison, meanwhile, earned the team's lone Player of the Week honor in the second week of the season, becoming the Beavers' first freshman to do since Kevin Keyes in 2011. OSU now has 66 such honors, tying it with Washington State for third-most.

MLB Draft

Four Beavers were selected in the MLB Draft: Andrew Moore (second round, Seattle), Jeff Hendrix (fourth round, New York Yankees), Travis Eckert (20th round, San Francisco) and Gabe Clark (26th round, Toronto). Moore and Hendrix have signed and have already made their professional debuts. The Beavers have now had at least one MLB selection in every draft since 1993, and have had four or more in 11 of the last 12 years.

Casey Climbing The Charts

Head coach Pat Casey won 30 or more games for the 16th time in his 21 seasons at Oregon State, and has 754 entering the 2016 season. He'll need just 10 to surpass former USC head coach Mike Gillespie for eighth in conference history.

Youth Is Served

Oregon State went into the season knowing it would field a young club, and that was truly the case. Not once did the team's starting lineup feature more than 40 percent upperclassmen. At least six freshmen and sophomores started every single game. Only a handful of times did the Beavers start a lineup with four upperclassmen. And when doing so, that typically happened with first-year Beavers Travis Eckert (junior) and Dane Lund (senior). Eckert, Andrew Moore, Clay Bauer, Zack Reser and Austin Woodward were the only upperclassmen to see action on the hill.

Another RBI Leader

Never before have OSU players led a specific statistical category in the Pac-12 for four consecutive seasons. Until now. KJ Harrison drove in 60 runs, leading the Pac-12. He follows Dylan Davis (2013 and 2014) and Michael Conforto (2012) at the top of the list. Harrison's 60 RBI ranks him eighth on OSU's single-season records list. Seven of the players in the top 10 recorded their tallies since 2000.

Power Surge

The Beavers experienced a power surge offensively this season, hitting 40 home runs, good for second in the Pac-12. OSU was led by KJ Harrison's 10, which placed him into third in the league. Ten different Beavers hit at least one home run, with multiples coming from Gabe Clark (eight), Jeff Hendrix (six), Caleb Hamilton (four), Joe Gillette (two), Michael Howard (two), Logan Ice (two) and Kyle Nobach (two).



2015 Oregon State Roster

Coaches And Support Staff

5	Pat Casey	Head Coach (21st year)
27	Pat Bailey	Associate Head Coach (8th year)
8	Andy Jenkins	Assistant Coach (4th year)
21	Nate Yeskie	Assistant Coach (7th year)
22	Tyler Graham	Undergraduate Assistant Coach (1st year)
13	Jake Rodriguez	Undergraduate Assistant Coach (1st year)
	Brandon Jackson	Undergraduate Assistant Coach (1st year)

Ron Northcutt	Director of Operations
Josh Therrien	Athletic Trainer
Chris Anderson	Strength & Conditioning Coach
Peyton Gastellum	Student Manager
Randy Le	Student Manager
Connor Newell	Student Manager
Morgan Pearson	Student Manager
Steven Taylor	Student Manager

No.	Pitchers (15)	Pos.	B/T	Yr.	Ht.	Wt.	Hometown	Previous School
34	Bauer, Clay	RHP	R/R	RSr.	6'6"	220	Livermore, Calif.	Livermore/College of San Mateo
32	Eckert, Travis	RHP	R/R	Jr.	6'2"	192	Austin, Texas	Stephen F. Austin/Clark College
31	Flemer, Kevin	RHP	R/R	So.	6'2"	205	El Cerrito, Calif.	St. Mary's
17	Fox, Mak	LHP	L/L	So.	6'4"	210	Auckland, New Zealand	ACG Pernel College HS
15	Heimlich, Luke	LHP	L/L	Fr.	6'0"	190	Puyallup, Wash.	Puyallup
20	Hickey, Mitch	RHP	R/R	Fr.	6'0"	180	Morgan Hill, Calif.	Live Oak
6	Mets, Ryan	LHP	L/L	Fr.	6'1"	195	Olympia, Wash.	North Thurston
23	Moore, Andrew	RHP	R/R	Jr.	6'0"	185	Eugene, Ore.	North Eugene
35	Pomeroy, John	RHP	L/R	So.	6'5"	225	Mossyrock, Wash.	Mossyrock
25	Rasmussen, Drew	RHP	R/R	Fr.	6'1"	225	Spokane, Wash.	Mt. Spokane
38	Reser, Zack	LHP	L/L	RSr.	6'1"	208	Beaverton, Ore.	Westview
26	Shelton, Trent	LHP	L/L	So.	6'4"	196	Lafayette, Calif.	Campolindo
44	Thompson, Jake	RHP	R/R	So.	6'2"	205	Florence, Ore.	Siuslaw
12	Tweedt, Sam	RHP	R/R	Fr.	6'2"	205	Salem, Ore.	South Salem
36	Woodward, Austin	RHP	R/R	RJr.	6'2"	197	Union, Ore.	Cove/Linn-Benton CC

No.	Catchers (3)	Pos.	B/T	Yr.	Ht.	Wt.	Hometown	Previous School
24	Harrison, KJ	C/IF	R/R	Fr.	6'0"	200	Kailua, Hawai'i	Punahou
33	Ice, Logan	C	S/R	So.	5'11"	195	Puyallup, Wash.	Rogers
18	Lund, Dane	C	R/R	Sr.	5'7"	182	Astoria, Ore.	Astoria/San Jose State

No.	Infielders (9)	Pos.	B/T	Yr.	Ht.	Wt.	Hometown	Previous School
16	Clark, Gabe	IF	R/R	Jr.	6'1"	224	Riverside, Calif.	John W. North
1	Donahue, Christian	IF	S/R	Fr.	5'7"	165	Mililani, Hawai'i	Iolani School
2	Gillette, Joe	IF/OF	R/R	Fr.	6'3"	195	Scotts Valley, Calif.	Scotts Valley
10	Gretler, Michael	IF	R/R	Fr.	6'2"	175	Bonney Lake, Wash.	Bonney Lake
14	Hamilton, Caleb	IF	R/R	So.	5'11"	185	Woodinville, Wash.	Woodinville
19	King, Billy	IF/OF	L/L	So.	6'3"	220	Anacortes, Wash.	Anacortes
4	Mildenberg, Tyler	IF	L/R	So.	6'0"	182	Huntington Beach, Calif.	Marina
7	Morrison, Trever	IF	L/R	So.	6'0"	175	Bothell, Wash.	Archbishop Murphy
11	Soto, Jackson	IF	L/R	Fr.	6'0"	215	Albany, Ore.	West Albany

No.	Outfielders (8)	Pos.	B/T	Yr.	Ht.	Wt.	Hometown	Previous School
29	Anderson, Jack	OF	L/R	RFr.	6'2"	206	Lake Oswego, Ore.	Lake Oswego
37	Brunner, Cooper	OF	L/L	Fr.	6'0"	195	Tualatin, Ore.	Tualatin
9	Cary, Elliott	OF	L/L	Fr.	6'2"	178	Niceville, Fla.	Niceville/Clackamas
3	Church, Scotland	OF/RHP	R/R	So.	5'9"	185	Lubbock, Texas	Lubbock Cooper/Weatherford CC
40	Hendrix, Jeff	OF	L/R	Jr.	6'0"	198	Corvallis, Ore.	Santiam Christian
30	Howard, Michael	OF	L/L	Sr.	6'0"	186	Prescott, Ariz.	Prescott/Baylor/Yavapai CC
45	Jansen, Joey	OF	L/L	RJr.	5'10"	180	Kennewick, Wash.	Kennewick/Columbia Basin College
28	Nobach, Kyle	OF	R/R	So.	5'9"	180	Marysville, Wash.	Marysville/Everett CC

Pronunciation Guide

Clay **Bauer** Bow-ER
 Luke **Heimlich** Like the maneuver
 Kyle **Nobach** No-BACK
 John **Pomeroy** p-AH-m-er-OY
 Zack **Reser** Ree-Sir
 Josh **Therrien** Their-EE-en
 Nate **Yeskie** Yes-KEY



PAT CASEY

Head Coach • 21st Year

754-421-5 (Oregon State)

925-534-6 (27 years overall)

#5

George Fox, '90

Oregon State head coach Pat Casey is continually referred to as one of the finest coaches in the country, and for good reason. His team succeeds, year-in and year-out.

In 2015, he took charge of a young program and guided the club to a second-place finish in the Pac-12 Conference. The club, which finished with 39 wins, including 19 in league play, regularly started upwards of nine underclassmen in the lineup. The team's most veteran lineup had just four upperclassmen.

The 2015 season came on the heels of the most productive stretch in OSU history as the club made its seventh consecutive postseason - extending a program record - which also gives the team 10 in the last 11 seasons.

Casey guided the Beavers to their second consecutive Pac-12 Conference title in 2014, and did so in impressive fashion. The Beavers had a mix of veterans and youth, and battled back from a 6-3 start in conference play for the crown.

At one point during conference play, Casey's club won 11 consecutive league games, and the Beavers won nine of 10 series for the second consecutive season.

Overall, Oregon State finished with 45 wins in 2014, hitting the 40-win plateau for the fourth consecutive season and seventh time during his 20-year tenure with the Beavers.

Casey's players were recognized for their efforts, as Michael Conforto, Ben Wetzler and Jace Fry were all named All-Americans. That gives Casey 15 All-Americans since arriving in Corvallis in 1995.

Casey completed his 19th season at the helm of the program in 2013 and helped the Beavers set a few records along the way.

The Beavers won 52 games in 2013, setting a school record, and advanced to their fourth College World Series under Casey, who took over the program prior to the 1995 season. The 2013 Beavers won 24 games in Pac-12 Conference play and had winning streaks of 15 and 12 games, respectively, to help the club advance to its eighth postseason in nine seasons.

Oregon State's 15 and 12-game win streaks marked the first year since 2007 the Beavers had two win streaks of 10 or more.

The Beavers won the Pac-12 Championship for the third time since the league unified prior to the 1999 season and set a conference record for most wins in league play. The team's .800 winning percentage (24-6) against conference foes marks the best percentage by any Pac-12 school since the 1999 league unification.

Casey won his 614th career game on May 25, 2012, surpassing Jack Riley as the winningest coach in school history.

Casey's club finished the 2012 season with 40 wins as he and OSU won seven Pac-12 series, going 9-5 against Pac-12 foes who advanced to the postseason.

Casey guided the Beavers to 41 wins during the season in 2011, reaching the 30-win plateau for the 11th time in his 17 seasons in Corvallis.

In doing so, Casey guided the Beavers to their third regional host nomination since 2005, at the time.

He was named the 2011 Pacific-10 Conference Coach of the Year for the third time, previously reaching the accomplishment in 2005 and 2006. He has since picked up his fourth conference coach of the year honor, in 2013.

Casey has guided Oregon State to two national championships and three conference titles. He has won an outstanding 42 games in the postseason, which accounts for better than 85 percent of the program's all-time NCAA wins.

Arguably one of the most successful active Division-I head coaches in the country, Casey has established a level of winning unrivaled in the

program's history.

Prior to the start of the 2010 season, he was named as the top collegiate coach of the last decade by Baseball America in a vote by his peers. The Beavers, meanwhile, were named as the No. 2 program of the decade, trailing only Texas. The Beavers and Casey earned the special recognition after winning back-to-back national championships in 2006 and 2007 and winning Pacific-10 Conference titles in 2005 and 2006.

Perhaps an even more special honor was bestowed upon Casey just prior. He and his wife, Susan, were recipients of the Nell and John Wooden Coaching Achievement Award. The honor goes to a head coach and his spouse for their dedication to success on the field and in making an impact on the lives of their players.

Truly, Pat Casey has been the right person to lead Oregon State baseball over the last two decades.

In the past 11 seasons alone, Casey has guided the Beavers to 480 victories, which is second in the Pac-12. During that same stretch, Casey's clubs have won 181 conference games, which is second-most among division clubs.

In that 11-year stretch, 12 players have earned All-America honors while 31 players have been recognized as all-league performers. That includes four league Most Valuable Player awards and two Defensive Player of the Year selections.

The Beavers reached the postseason for the fifth time in six seasons in 2010, advancing to the Gainesville Regional. The Beavers bowed out in three games, but just days after, the Beavers had eight players selected in the MLB Draft, seven of whom would eventually sign their first professional contracts.

Casey and the Beavers advanced to the championship game of the Fort Worth Regional in 2009. Oregon State finished the 2009 campaign with a 37-19 record and 15-12 mark in Pac-10 play, tying the club for third.

On May 19, 2009, Casey became just the third head coach in school history to record 500 victories with the Beavers when OSU defeated Oregon.

In 2008, Casey and the Beavers went 28-24 and missed out on the postseason. But the Beavers played perhaps their most ambitious schedule in school history and took series from five schools that earned either No. 1 or No. 2 seeds in NCAA Regionals. Oregon State posted a 5-5 record against College World Series teams, taking 2-of-3 in separate series against Arizona State and Georgia.

In 2008, Casey made marks on the program, literally. He spearheaded a fundraising campaign to expand Goss Stadium, adding nearly 1,000 permanent seats, a stadium suite, new player's lounge, academic room and Hall of Fame room. The additions transformed Goss Stadium from one of the best in the West into one of the nation's finest collegiate stadiums.

In 2007, Casey, his staff and the team's players worked hard to build team chemistry, coming together at the right time for a second-straight national championship. Oregon State went an incredible 39-4 in non-conference games, including an 11-1 mark in the postseason. After losing their second game at the Charlottesville Regional, the Beavers went on a dynamic run, winning their last 10 games -- including five in Omaha -- to claim the national title.

That title thrust Oregon State into NCAA baseball lore. The Beavers became just the fifth program to win back-to-back national titles, at the time joining Texas (1949-50), USC (1970-74), Stanford (1987-88) and LSU (1996-97).

For his ability to mold the Beavers into the nation's finest, Casey was again recognized as a national coach of the year, this time by Collegiate Baseball and the American Baseball Coaches Association. The honors comes a year after Casey was the consensus national coach of the year in leading Oregon State to its first title.

That 2006 title was just as special, as the Beavers became the first program from the Pacific Northwest to the NCAA Division I College World Series.

The 2006 Beavers had a storybook season, capped by a run through the CWS that saw them win six elimination games in Omaha to win the national championship. After being beaten by Miami (Fla.) in its opening game, OSU won four straight - including back-to-back shutouts of top-ranked Rice - to reach the championship series. In the best-of-three finals against North Carolina, OSU lost the opening game and trailed by five runs in the second game before rallying for wins of 11-7 and 3-2 for the title.

Oregon State's 50-16 season set a school record for wins for the second straight season, and the Beavers refuse-to-lose style of play captured the hearts of not only those watching in Omaha, but college baseball fans across the nation.



After the 2006 season, Oregon State signed Casey to a new 10-year contract to guarantee his future in Corvallis. Casey had become an attractive candidate for coaching vacancies at a number of high-profile schools given the Beavers' amazing success.

In retaining Casey, Oregon State instantly kept its most successful coach in Corvallis. It also allowed the Beavers to have the knowledge they have one of the most recognized coaches in the nation. In 2006, after winning the team's first title, was Casey was recognized as the National Coach of the Year by Collegiate Baseball, Baseball America and American Baseball Coaches Association (ABCA).

In 2005, he was named the Pac-10's Coach of the Year after guiding the Beavers to their first of two straight conference titles. He earned the honor again in 2006 with the second title. In both years, he was recognized as the ABCA's West Region Coach of the Year.

With back-to-back titles comes increased exposure. For the second time under Casey's tenure, Oregon State has expanded the Beavers' home field, and both times, Casey has been a driving force behind the renovations.

In 1999, Oregon State expanded what is now known as Goss Stadium at Coleman Field, adding increased seating, improved locker rooms and a full press box.

And Casey and the Beavers have rewarded the fans with increased chances to watch the team play. In each of their three College World Series years, the Beavers played a super regional at venerable Goss, and it has paid off. Oregon State has gone 6-1 at super regionals in Corvallis, defeating USC, Stanford and Michigan.

In 2005 and 2006, Casey earned both the Pacific-10 Conference and NCAA West Region Coach of the Year honors for guiding the Beavers to back-to-back Pac-10 championships and berths in the CWS.

Since Casey became Oregon State's head coach prior to the 1995 season, the Beavers have moved into a prominent position on the national scene.

OSU has had players earn spots on the USA Baseball Collegiate National Team eight times and had players taken in the top 10 rounds of the Major League Baseball draft 42 times - including first-rounders Jacoby Ellsbury in 2005, Kunz and Canham in 2007 and Conforto in 2014. Ellsbury became Oregon State's first former player to win a Major League World Series when he and the Boston Red Sox won their second title in four seasons in 2007.

In 2005, OSU had been picked to finish sixth in the Pacific-10 in the annual coaches poll; Casey guided the Beavers to the Pac-10 championship and the College World Series. OSU's 46-12 record was a school record

for wins in a season, the Beavers' No. 7 finish in the the final polls was Oregon State's highest ever, and OSU's No. 2 ranking during the season was the highest it had ever climbed in the national rankings.

Casey was also named Co-Coach of the Year in the Pacific-10 Northern Division for the 1997 season, and the Beavers have set numerous school records during Casey's time at OSU.

Casey was instrumental in the drive to build Goss Stadium at Coleman Field, the 1999 renovation to Oregon State's longtime ballpark. The OSU head coach was heavily-involved in fundraising for the \$2.3 million project; when the go-ahead was given for construction, he had a hand in the ballpark's design to assure that it would be one of the most user-friendly facilities in college baseball. In 2002, the ballpark also received its first set of lights for night play.

For the 2007 season, a new scoreboard with video replay capabilities and a new FieldTurf infield were installed at Goss Stadium at Coleman Field. In all, Casey has been a guiding force in each step of renovation at Goss, and those improvements have made the picturesque ballpark one of the finest in the nation and in the Pac-10.

Oregon State hired Casey in the summer of 1994, asking him to follow in the large footsteps of Jack Riley, who retired after 22 seasons as head coach.

Most of the key players from OSU's 1994 Northern Division pennant-winning team had graduated, but Casey's first season saw the Beavers battle to a winning record of 25-24-1 in 1995. That set the stage for one of the finest three-year runs in the long history of baseball at Oregon State.

In 1996, the Beavers posted a 32-16-1 record and went into the final weekend of the season with a chance to win the Pac-10 Northern Division pennant. In 1997, Oregon State set a school record for wins in the regular season with a record of 38-12-1 and took postseason hopes into the final weekend.

In 1998, Oregon State broke into the national rankings for the first time in four years and went 35-14-1. The season included series sweeps of Arizona, which was ranked in the top 10 at the time, and UCLA.

In 2001, Oregon State again made a strong bid for the postseason, finishing with a 31-24 record. OSU had five wins over teams ranked in the final Baseball Weekly/USA Today coaches poll of the regular season and had a 10-9 record against schools selected for the NCAA Regionals.

In 2004, OSU's 7-0 start was the school's best in 42 years. That team had a then-school-record six players selected in the MLB draft and another signed as a free agent, and it set the stage for the magic of 2005 and 2006.

Casey came to OSU after seven seasons at George Fox College, a

2006 & 2007 NATIONAL CHAMPIONS

5 College World Series Appearances: 1952, 2005, 2006, 2007, 2013 | **5 NCAA Super Regional Appearances:** 2005, 2006, 2007, 2011, 2013

16 NCAA Regional Appearances: 1952, 1962, 1963, 1983, 1985, 1986, 2005, 2006, 2007, 2009, 2010, 2011, 2012, 2013, 2014, 2015



2015 OREGON STATE SEASON IN REVIEW

HEAD COACH PAT CASEY

TWITTER.COM/BEAVER_BASEBALL
INSTAGRAM.COM/BEAVERBASEBALL
FACEBOOK.COM/OREGONSTATEBASEBALL

NAIA school in his hometown of Newberg, Ore. Under Casey, the Bruins went 171-113-1 (.602) overall and were 155-54-1 against NAIA competition; they won three District 2 titles, five Metro Valley Conference titles and two Cascade Conference titles.

During his time at George Fox, Casey was named Coach of the Year three times in District 2, four times in the Metro Valley Conference and twice in the Cascade Conference.

Casey earned his bachelor's degree in Interdisciplinary Studies from George Fox in 1990. He played for the University of Portland from 1978-80 and was a first-team All-NorPac Conference outfielder his final two seasons. He was a second-team All-Region selection in 1980. He also lettered in basketball one season.

After being drafted in the 10th round by the San Diego Padres in 1980, Casey played seven professional seasons. He reached Class AAA with the Calgary Cannons in 1985-86 and the Portland Beavers in 1987.

After concluding his professional playing career, Casey took over George Fox's baseball program; while coaching the baseball team, he also played basketball for the Bruins while completing his degree.

Casey, 54, was born in McMinnville, Ore. He graduated in 1977 from Newberg High, where he starred in football, basketball and baseball.

He and his wife, Susan, have four children - Jonathan (27), Brett (26), Ellie (22) and Joseph (15).

Casey By The Numbers

Category	Number
Home victories	374
Road victories	242
Neutral site victories	138
MLB Draft selections	100
First-Team All-League honorees	70
League Pitchers Of The Week	51
Postseason victories	46
League Players Of The Week	35
All-Region honorees	19
All-Americans	16
Freshman All-Americans	16
Omaha victories	13
League Most Valuable Players	5
League championships	4
No-hitters	4
National championships	2
League Fielders Of The Year	2
Academic All-Americans	2
League Freshmen Of The Year	2
League Pitchers Of The Year	1
Perfect games	1

Pat Casey Superlatives

Category	Number	Year(s)
Season wins	52	2013
Season losses	35	1999
Win streak	15 games	2013
Losing streak	7 games	1995, 1999, 2004, 2010
Runs scored	33	1997 (v. Portland)
Runs allowed	26	'04 (v. Washington)

Pat Casey's Oregon State Milestone Victories

No.	Date	Score
1	2/22/95	OSU 4, W. Oregon 3
50	4/28/96	OSU 3, Washington St. 0
100	2/21/98	OSU 8, San Diego 3
150	2/6/00	OSU 16, Kansas St. 2
200	4/20/01	OSU 14, Washington St. 5
250	2/23/03	OSU 4, UCSB 3
300	2/19/05	OSU 8, UC-Davis 0
350	3/5/06	OSU 9, Nevada 1
400	2/18/07	OSU 9, Missouri 1
450	3/24/08	OSU 15, BYU 7
500	5/19/09	OSU 2, Oregon 0
550	3/13/11	OSU 5, VMI 1
600	4/14/12	OSU 12, Arkansas-PB 2
614	5/25/12	OSU 7, Oregon 3
650	4/26/13	OSU 10, USC 4
700	4/26/14	OSU 4, Oregon 2
750	5/16/15	OSU 7, Stanford 5

The File On Pat Casey

George Fox College

YEAR	POSITION	W-L-T	PCT.
1988	Head coach	15-14-0	.517
1989	Head coach	22-14-0	.611
1990	Head coach	24-17-0	.585
1991	Head coach	24-21-0	.530
1992	Head coach	29-18-0	.617
1993	Head coach	26-16-1	.616
1994	Head coach	31-13-0	.721
Totals	7 Seasons	171-113-1	.602

Oregon State University

YEAR	POSITION	W-L-T	PCT.
1995	Head coach	25-24-1	.510
1996	Head coach	32-16-1	.663
1997	Head coach	38-12-1	.755
1998	Head coach	35-14-1	.710
1999	Head coach	19-35-0	.352
2000	Head coach	28-27-0	.509
2001	Head coach	31-24-0	.564
2002	Head coach	31-23-0	.574
2003	Head coach	25-28-0	.472
2004	Head coach	31-22-0	.585
2005	Head coach	46-12-0	.793
	Pac-10 Champions, College World Series		
2006	Head coach	50-16-0	.758
	Pac-10 Champions, National Champions		
2007	Head coach	49-18-0	.731
	National Champions		
2008	Head Coach	28-24-0	.538
2009	Head Coach	37-19-0	.661
2010	Head Coach	32-23-0	.581
2011	Head Coach	41-19-0	.691
2012	Head Coach	40-20-0	.667
2013	Head Coach	52-13-0	.800
	Pac-12 Champions		
2014	Head Coach	45-14-0	.763
	Pac-12 Champions		
2015	Head Coach	39-18-1	.681
Totals	21 Seasons	754-421-5	.642
Career	28 Seasons	925-534-6	.634

2013 Pac-12 Conference Coach of the Year: Voted by Pac-12 coaches

2011 Pacific-10 Conference Coach of the Year: Voted by Pacific-10 coaches

2007 National Coach of the Year: Collegiate Baseball Newspaper, American Baseball Coaches Association

2006 National Coach of the Year: American Baseball Coaches Association, Baseball America magazine, Collegiate Baseball Newspaper

2005 National Co-Coach of the Year: College Baseball Foundation

2006 West Region Coach of the Year: American Baseball Coaches Association

2005 West Region Coach of the Year: American Baseball Coaches Association

2006 Pacific-10 Conference Coach of the Year: Voted by Pacific-10 coaches

2005 Pacific-10 Conference Coach of the Year: Voted by Pacific-10 coaches

1997 Pacific-10 Conference Northern Division Coach of the Year: Voted by Pacific-10 coaches

2005 Slat's Gill Sportsman of the Year: State of Oregon Sports Awards

Playing Career

Collegiate: University of Portland (1978-80)
First-Team All-Nor-Pac (1979, 80)
Second-Team All-Region (1980)

Professional: Drafted in 10th round of 1980 MLB Draft by San Diego

Personal

Hometown: McMinnville, Ore.
High School: Newberg High



PAT BAILEY

Associate Head Coach • 8th Year
Outfielders

#27

Idaho, '78

Oregon State associate head coach Pat Bailey is in his eighth season with the program in 2015.

Bailey's completed his seventh season in 2014 saw him help mold the club's outfield into one of the best in the country.

Michael Conforto and Dylan Davis came into the season established as two of the best corner outfielders, but Jeff Hendrix, with Bailey's guidance, cemented the group as the top in college baseball. All three were named first-team All-League selections while Conforto was selected as the Pac-12 Player of the Year for the second consecutive season. For OSU fans, all of the above should have come as no surprise.

Bailey, who coaches the teams outfield and hitters, helped develop the outfield into one of the finest in the nation in 2013. Conforto and Davis were Oregon State's team leaders offensively and center fielder Max Gordon made arguably the nation's top defensive plays.

Bailey mentored Conforto to a school-record 76 RBI and a .349 batting average in 2012, helping highlight the team's offensive season.

In 2011, he helped guide the Beavers to their third consecutive postseason appearance and the sixth in seven years.

In 2011, the club's outfielders included Ryan Barnes, who, after not playing a significant role in 2010, started 44 games and drove in 25 runs, as well as Brian Stamps, an MLB draftee who tallied 11 doubles and seven stolen bases.

Bailey's center fielder in 2010, Adalberto Santos, was the team's most dangerous player last season, leading the team in triples and was among the team's leaders in batting average and home runs. Santos was later selected in the 22nd round of the MLB Draft by Pittsburgh and was named one of the New York-Penn League's top prospects.

In 2009, his second year with OSU, the team's hitting and outfield coach inherited a host of position players who were new to the program or who had seen little playing time in previous seasons. Bailey helped mold players such as Adalberto Santos, Stefen Romero and Michael Miller into everyday contributors who played key roles in the team's lineup.

Bailey came to Oregon State prior to the 2008 season after spending 12 seasons at George Fox, winning a Division III national title with the Bruins in 2004.

Bailey, 59, compiled a 353-158 record - and is the winningest coach in school history - and earned National Coach of the Year honors after that 2004 national title. He was an eight-time Northwest Conference Coach of the Year honoree.

During Bailey's tenure, the Bruins won or shared eight Northwest Conference titles. George Fox advanced to the NCAA tournament six times and to the NAIA playoffs twice before moving to the NCAA.

Bailey is the winningest baseball coach in the school's history.

In 2004, Bailey's team became the first George Fox squad in any sport to win an NCAA national championship. The Bruins went 40-10 overall, setting a new single-season record for wins and tying the record for best winning percentage at .800.

After tying for the 2004 NWC title, George Fox earned an at-large bid to the NCAA tournament. The Bruins swept through four games at the NCAA West Regional in Orange, Calif., and then posted a 5-1 record at the Division III World Series in Appleton, Wis., beating Eastern Connecticut State 6-3 in the championship game.

Seven of Bailey's George Fox players signed professional contracts, including five members of the national championship team. His players earned 10 All-America honors and four Academic All-America honors.

Bailey earned his business education degree from the University of Idaho in 1978 and his master of education degree in educational administration from Oregon in 1983. Bailey earned two letters in baseball at Idaho and was the team captain.

Bailey graduated in 1974 from Moscow (Idaho) High School, where he played football, basketball and baseball, being named the baseball team's Most Valuable Player.

Bailey and his wife, Susan, have two children: son Alex, who played baseball for George Fox in 2003; and daughter Ann. His daughter, Ann, is married to Collin Schneider and they have two children, Adlai and Evey. They are the owners of the Tried and True Coffee Shop in Corvallis.

Alex is an assistant coach and the recruiting coordinator for St. Martin's baseball in Olympia, Wash.



The File On Pat Bailey

Coaching Experience

Oregon State, Assistant Coach (2007-pres.)
George Fox, Head Coach (1995-2007)
University of Portland, Assistant Coach (1992)
West Linn High School, Head Coach (1985-1991, 93-95)
Willamette High School, Head Coach (1978-1984)

College Education

Alma Mater: Idaho, 1978
Degree: Business Education
Masters: Oregon, 1983 (Education)

Playing Career

Collegiate: Idaho (1977-78)
North Idaho College (1975-76)

Personal

Hometown: Moscow, Idaho
High School: Moscow High
Wife: Susan
Children: Alex, Ann

Outfield Honors Under Bailey

All-Pac-10/12

2008: Daniel Robertson (HM), John Wallace (HM)
2009: Adalberto Santos (HM)
2010: Adalberto Santos, Rob Folsom (HM)
2012: Michael Conforto
2013: Michael Conforto (Pac-12 POY), Dylan Davis
2014: Michael Conforto (Pac-12 POY), Dylan Davis, Jeff Hendrix
2015: Jeff Hendrix

All-America

2012: Michael Conforto
2013: Michael Conforto
2014: Michael Conforto
2015: Jeff Hendrix



ANDY JENKINS

Assistant Coach • 4th Year

Infield/Catchers

#8

Oregon State, '12

Former Oregon State infielder Andy Jenkins completed his fourth season on the Oregon State staff in 2015 - his third as an assistant coach after spending one season as an undergraduate assistant coach.

In 2014, he helped mold the Oregon State infield despite entering the season with a mix of veterans and first-year players. The left side of the infield was anchored by freshmen Trever Morrison and Caleb Hamilton while the right side saw Andy Peterson, Kevin Keyes and Gabe Clark stabilize the team's defense.

Oregon State didn't miss a beat despite the mix. OSU ended the regular season as one of the top defensive clubs in the nation and posted a school-record .979 fielding percentage.

He helped guide Oregon State to the most wins in school history in 2013. He served as the team's infield and catchers coach while manning the third base coaching box while the club is on offense.

Catcher Jake Rodriguez threw out 22-of-36 steal attempts against him in 2013, a success rate of better than 60 percent. The rest of the infield was superb as Oregon State finished with a .973 fielding percentage and led the Pac-12 - and was amongst the top 25 nationally - with 65 double plays, just four shy of tying the program's single-season record.

In his first coaching season with the Beavers, Oregon State advanced to its fourth consecutive NCAA Regional and the club won 40 games for the fifth time in team history.

Jenkins helped work with the team's catchers and they excelled, throwing out better than 53 percent of runners attempting to steal, by far the best mark in the Pac-12 Conference. Jake Rodriguez, who was in his first full season behind the plate, was successful in throwing out 28-of-44 in stolen-base attempts against, which accounts for an impressive 64 percent.

Jenkins lettered for the Beavers in 2004 and 2005, helping guide the team to its first visit to the College World Series in more than 50 years his junior season.

Jenkins, a native of Salem, Ore., was also the most prolific Beaver offensively during the team's postseason run. He batted .459 - leading the team by more than 100 points - and tallied two home runs, two doubles and 13 RBI while slugging .784.

His .388 average as a senior in 2005 still stands as the ninth-best figure in team history. He also had 56 runs batted in that season, which led the club and stands as the 10th-best mark in a season in school history.

He ended his two-year Oregon State career having played in 98 games, batting .343 with 12 home runs, 15 doubles, 86 RBI and 41 walks while striking out just 44 in more than 340 at bats. His .343 career average is just shy of being in the top 10 for a career at Oregon State.

After his Oregon State career, Jenkins was selected in the 11th round of the 2005 MLB First-Year Player Draft by Florida. He played six seasons in the Minor Leagues with Florida and Texas, reaching the Triple-A level in 2009 and 2010. His six-year career saw him tally 2,341 plate appearances and he batted .268 with 32 home runs, 116 doubles, eight triples and 277 RBI.

Jenkins came to Oregon State after a two-year career at Mt. Hood Community College where he batted .358 as a sophomore, and as a freshman, was named first-team all-league at catcher.

Jenkins graduated from Oregon State with a degree in psychology in 2012. He is a native of Salem, Ore., and married the former Jessica McGee in January 2013.



The File On Andy Jenkins

Coaching Experience

Oregon State, Assistant Coach (2013-pres.)

Oregon State, Undergrad. Assistant Coach (2012)

College Education

Alma Mater: Oregon State, 2012

Degree: Psychology

Playing Career

Collegiate: Mt. Hood Community College (2002-03)
Oregon State (2004-05)

MLB Draft: 11th round of 2005 Draft (Florida Marlins)

Professional: Florida Marlins system (2005-09),
Texas Rangers system (2010)
Jamestown, New York-Penn League (2005)
Greensboro, South Atlantic League (2005-06)
Jupiter, Florida State League (2007)
Carolina, Southern League (2008)
Jacksonville, Southern League (2009)
New Orleans, Pacific Coast League (2009)
Frisco, Texas League (2010)
Oklahoma City, Pacific Coast League (2010)

Personal

Hometown: Salem, Ore.

High School: South Salem High

Wife: Jessica

Infield Honors Under Jenkins

All-America

2015: KJ Harrison (Freshman)

All-Pac-12

2014: Logan Ice (HM)

2015: KJ Harrison (Frosh of the Year)



NATE YESKIE

Assistant Coach • 7th Year

Pitchers

#21

UNLV, '03

Nate Yeskie, one of the most respected pitching coaches in the nation, is in his seventh season with the program in 2015.

In 2014, he guided his pitching staff to one of the most respected units in the country.

Jace Fry was named the Pac-12 Pitcher of the Year and Ben Wetzler ended the 2014 season with the nation's lowest earned run average at 0.78. Yeskie guided the duo and OSU's staff to a 2.29 ERA in 2014, just 0.01 shy of the school record, set the season before. The Beavers did set a school record with 15 shutouts, including eight of which came during conference action.

Fry and Wetzler were both selected in the 2014 MLB Draft, as was Scott Schultz. Twenty-one pitchers have been selected by MLB teams in Yeskie's six seasons in Corvallis.

The Beavers' pitching staff closed out the 2013 campaign with one of the finest efforts in program history.

Yeskie's staff finished 2013 with a program-record 2.28 earned run average. The Beavers tied for the nation's lead with 12 shutouts, which also set a school record. He was named the nation's top pitching coach by Collegiate Baseball after the season.

Four Oregon State pitchers were drafted, including two in the top six rounds: Ben Wetzler (fifth) and Matt Boyd (sixth).

Yeskie mentored a starting staff that rivaled for the best in the nation. His weekend starters, Boyd, Wetzler and Andrew Moore, combined to go 35-7 with a 2.00 ERA while finishing with 37 quality starts in 52 starts (71.1 percent). Moore tied for the nation's lead with 14 victories in his first year at the collegiate level.

Yeskie's staff finished the 2012 campaign with a 3.48 earned run average and his pitchers combined to throw 29 quality starts.

He mentored Fry to multiple Freshman All-America honors and helped Dan Child to a 6-4 record and Team USA berth a year after finishing with just five innings of relief.

The Oregon State staff has recorded a sub-4.00 ERA in five of Yeskie's seasons while combining for 36 complete games, 45 shutouts and 90 saves in 106 attempts since he began his stint at OSU prior to the 2009 season.

The Oregon State staff finished the 2011 season with a team ERA of 3.14 in 2011, which was the lowest since 2005 and the second-lowest since 1979.

Yeskie's staff included Sam Gaviglio, who won 12 games and was named an All-American and at one point was a semifinalist for the Golden Spikes Award, as well as Tony Bryant, who saved 12 games. Josh Osich threw the program's first complete-game no-hitter since 1947 when the Beavers defeated UCLA, 2-0, on April 30.

Yeskie served as the pitching coach at his alma mater, UNLV, from 2005 to 2007. During his tenure with the Runnin' Rebels, Yeskie mentored eight players who earned either an All-Conference or All-Tournament Team selection.

Eight UNLV pitchers who were tutored by Yeskie in his three seasons were been selected by Major League Baseball clubs, while another signed as an undrafted free agent.

Prior to returning to UNLV as a coach, Yeskie spent five seasons in the Minnesota Twins Minor League system, reaching as high as Double-A New Britain. He finished with a 27-24 record and 4.91 earned run average over the five seasons. Yeskie went 11-7 with Fort Wayne of the Midwest League in 1997, recording 111 strikeouts in 165 1/3 innings of work. In 2000, his last season, the La Crosse, Wis., native went 4-1 in 21 appearances.

During his time in professional baseball, Yeskie worked with former Detroit Tigers pitching coach and current Kansas City Minor League Pitching Coordinator Rick Knapp as well as MLB veterans Bert Blyleven, Mel Stottlemyre, Jr., and former pitching coach Billy Connors, who once held the position of Director of Player Personnel with the New York Yankees.

Yeskie came to the Twins organization after being drafted in the ninth round of the 1996 Major League Baseball First-Year Player Draft. Minnesota selected the right-hander after he finished his UNLV career with a 22-12 mark, including 16 complete games.

A three-year letterwinner, his 147 strikeouts in 1995 still stand as UNLV's single-season record. The mark was also fifth-best nationally that season, and coupled with his nine complete games – which led the Big West Conference – earned him First-Team All-Big West and First-Team All-Region honors.

Yeskie married the former Brittney Belshe, a former Oregon State volleyball player, in January 2012. The couple resides in Corvallis.



The File On Nate Yeskie

Coaching Experience

Oregon State, Assistant Coach (2009-pres.)
UNLV, Assistant Coach (2005-2007)

College Education

Alma Mater: UNLV, 2003
Degree: Communications

Playing Career

Collegiate: UNLV (1994-1996)
MLB Draft: 6th round of 1993 Draft (L.A. Dodgers)
9th round of 1996 Draft (Minnesota Twins)
Professional: Minnesota Twins system (1996-2000)
Elizabethtown, Appalachian League (1996)
Fort Wayne, Midwest League (1997)
Fort Myers, Florida State League (1998)
New Britain, Eastern League (1998-2000)
Grand Canyon Rafters, Arizona Fall League ('99)

Personal

Birthplace: La Crosse, Wis.
High School: Carson (Nev.) High
Wife: Brittney

Pitching Honors Under Yeskie

All-Pac-10/12

2009: Sam Gaviglio (HM), Kevin Rhoderick (HM), Tyler Waldron (HM)
2010: Matt Boyd (HM), Greg Peavey (HM), Kevin Rhoderick (HM)
2011: Sam Gaviglio, Tony Bryant, Josh Osich (HM)
2012: Dan Child (HM), Jace Fry (HM), Ben Wetzler (HM)
2013: Matt Boyd, Andrew Moore (Pac-12 FOY), Ben Wetzler, Scott Schultz (HM)
2014: Jace Fry (Pac-12 POY), Ben Wetzler, Scott Schultz (HM)
2015: Andrew Moore, Drew Rasmussen

All-America

2009: Sam Gaviglio (Freshman)
2010: Matt Boyd (Freshman)
2011: Sam Gaviglio
2012: Jace Fry (Freshman)
2013: Andrew Moore (Freshman & Overall), Matt Boyd
2014: Jace Fry, Ben Wetzler
2015: Andrew Moore, Drew Rasmussen (Freshman), Mitch Hickey (Freshman)

2006 & 2007 NATIONAL CHAMPIONS

5 College World Series Appearances: 1952, 2005, 2006, 2007, 2013 | 5 NCAA Super Regional Appearances: 2005, 2006, 2007, 2011, 2013

16 NCAA Regional Appearances: 1952, 1962, 1963, 1983, 1985, 1986, 2005, 2006, 2007, 2009, 2010, 2011, 2012, 2013, 2014, 2015



TYLER GRAHAM

Undergraduate Asst.

Tyler Graham, an Oregon State alum and former Major League outfielder, is in his first season as an undergraduate assistant coach with the club.

Graham, a nine-year veteran in professional baseball, made his MLB debut with the Arizona Diamondbacks in 2012. He played in 10 games for the Diamondbacks that season.

Graham finished his professional career with 267 stolen bases and a .272 average with 22 home runs and 218 runs batted in.

He lettered for Oregon State from 2003-06, and helped guide the Beavers to a national championship his senior season. OSU also won back-to-back Pac-10 titles, in 2005 and 2006.

Graham played in 151 games for the Beavers, and batted .317 with 10 doubles, two triples, one home run and 51 RBI. He also swiped 39 bases, which ranks him tied for ninth in Oregon State history.

Graham, a native of Great Falls, Mont., was selected in the 19th round of the 2006 MLB Draft by the San Francisco Giants after his career at OSU, where he was named all-conference honorable mention in 2005.



BRANDON JACKSON

Undergraduate Asst.

Former Oregon State pitcher Brandon Jackson, a two-year letterwinner for the Beavers, is in his first season as an undergraduate assistant coach with the club.

He pitched in 35 games from 2013-14, all in relief, and accumulated a 4-2 record with a 2.90 earned run average. He threw a total of 40 1/3 innings with 28 strikeouts and one save while holding opponents to a .254 batting average against.

Jackson came to Oregon State from Western Nevada Junior College, where he also pitched for two seasons. He combined for a 13-5 record between 2011 and 2012. Jackson's big season for Western Nevada came during the 2012 season when he went 10-1 with a 1.55 ERA. He was named first-team all-league his sophomore season.

A native of Roseburg, Ore., Jackson was a three-sport letterwinner at the high school level, playing one season apiece in basketball and football in addition to baseball. On the mound, he finished with a 26-3 record in three seasons, earning second and third-team all-state honors during his career.



RON NORTHCUTT

Director of Operations
10th Year

Ron Northcutt is in his 10th season as Director of Baseball Operations and 14th overall with the Oregon State baseball program. Prior to his tenure as Director of Baseball Operations, Northcutt served as a pitching coach for four seasons.

As Director of Operations, Northcutt plays a large role in the team's travel, camp operations and any day-to-day needs of the Oregon State baseball team.

Northcutt came to Oregon State in 1994 and served as the team's pitching coach through the 1998 season. While overseeing the staff, his pitchers led the Pac-10 North Division in earned run average in 1996 and 1997. While with OSU, Northcutt tutored Mark Newell, who was a third-team All-American selection by Baseball America in 1997, as well as Andrew Checketts, who earned NCBWA All-America second team honors in 1998. From 1995, Northcutt's first season with the Beavers, through 1998, the Beavers saw six pitchers earned All-Pac-10 Northern Division honors.

Additionally, eight pitchers were selected by Major League clubs in the First-Year Player Draft during Northcutt's tenure.

Prior to coming to Corvallis, Northcutt served as an assistant coach under Pat Casey at George Fox. He began his coaching career as a freshman coach and varsity assistant at his alma mater, Newberg High, in Newberg, Ore.

After playing at Newberg, Northcutt went on to play for Clackamas Community College, where he earned all-league honors, and the University of Portland. A native of Los Gatos, Calif., Northcutt and his wife, Linnea, have two sons, Ben, 22, and Jack, 19.



JAKE RODRIGUEZ

Undergraduate Asst.

Jake Rodriguez, who played for the Beavers from 2011-13, returns as an undergraduate assistant coach for Oregon State during the 2015 season.

Rodriguez comes back to Oregon State after two seasons in the Houston Astros organization after being selected in the 2013 Major League Baseball First-Year Player Draft.

He was named first-team All-Pac-12 as a junior in 2013, a year after being selected to the honorable mention squad. He batted .266 with two home runs and 36 runs batted in as a junior, a year after collecting two home runs and 28 RBI with a .290 batting average.

In three seasons with the Beavers, Rodriguez played in 147 games, seeing action at catcher, third base and second base. He finished with a .992 fielding percentage and opponents managed just 30 stolen bases in 80 attempts, a meager 37.5 percent success rate.

A native of Elk Grove, Calif., he came to Oregon State as a four-year letterwinner at Elk Grove High School. He hit 23 home runs to go along with 29 doubles and 19 triples during his career.



Jack Anderson #29 OF

R. Freshman • 6'2" • 206 • HS
 Bats/Throws: L/R
 Lake Oswego, Ore.
 Lake Oswego

2015

Played in five games, batting .429 (3-for-7) with two runs ... Singled in the finale against Washington (5/2) ... Went 1-for-2 with a run and a walk in the first game of a doubleheader against Grambling State (2/28).

Personal

Major is undecided ... Born June 8, 1994 ... Son of Leigh and Trent Anderson ... Has two sisters, Ashleigh and Mary Jane, and two brothers, Max and Brock ... Earned Honor Roll eight times at Lake Oswego High School and was a member of the National Honor Society ... Favorite athlete is Tim Tebow ... Favorite movie is Anchorman ... Chose Oregon State "because of the family feel from the coaches, players and whole community."

2015 Long Streak: 3g, 3x4, 2 R, 2 BB

Career-High Hits: 1-3x, last vs. Portland (5/13/15)

Career-High Runs: 1-2x, last vs. Portland (5/13/15)

Career-High RBI:



Clay Bauer #34 RHP

Redshirt Senior • 6'6" • 220 • 1L
 Bats/Throws: R/R
 Livermore, Calif.
 Livermore/College of San Mateo

MLB First-Year Player Draft

Was selected in the 48th round of the 2011 MLB First-Year Player Draft by Colorado but did not sign.

2015

Pitched in five games, working in 4 2/3 innings ... Tossed an inning of scoreless relief against Fresno State in the finale (3/8) ... Worked 1 1/3 scoreless innings to close out the first game of a doubleheader against Grambling State (2/28) ... Struck out four in two scoreless innings of relief against New Mexico (2/15).

Personal

Majoring in sociology ... Son of Cheryl and Dave Bauer ... Born July 10, 1992 ... Has an older sister, Lauren ... Father played football collegiately at Cal State Hayward ... Enjoys fly fishing and being in the outdoors in his spare time ... Favorite athlete is Tim Lincecum and favorite movie is Step Brothers ... Chose Oregon State because "I love the area and the coaches and have heard only good things about the program."

Career-High Innings: 2.0, vs. New Mexico (2/15/15)

Career-High Strikeouts: 4, vs. New Mexico (2/15/15)

Career-High Batters Faced: 8, vs. San Diego State (2/24/13)

Career-High Pitches: 30, vs. San Diego State (2/24/13)



Cooper Brunner #37 OF

Freshman • 6'0" • 195 • HS
 Bats/Throws: L/L
 Tualatin, Ore.
 Tualatin

2015

Did not play.

Personal

Major is undecided ... Born August 9, 1995 ... Son of Jeanne and Joe Brunner ... Has one sister, Kayla ... Was on Honor Roll and Honor Society in high school ... Favorite professional athlete is former Beaver Jacoby Ellsbury ... Chose Oregon State because "I wanted to be a part of an elite, prideful baseball team and further my education into the School of Pharmacy."



Elliott Cary #9 OF

Freshman • 6'1" • 178 • HS
 Bats/Throws: L/L
 Niceville, Fla.
 Niceville/Clackamas

MLB First-Year Player Draft

Selected in the 32nd round of the 2014 MLB First-Year Player Draft by Washington but did not sign.

2015

Played in 36 games, making 24 starts ... Batted .258 with one double, one triple, one home run, 13 RBI and 10 walks ... Tripled in two runs in the finale at Stanford (5/17) ... Set a season-best with three RBI and went 2-for-5 in a win over Stanford (5/16) ... Went 2-for-3, scored a run and drove in one in a win over Utah (5/8) ... Doubled, scored three runs, drove in one and went 2-for-4 in a midweek win over Oregon (5/5) ... Drove in the game-winning runs with a single up the middle in the 10th inning in the opener at Washington (4/30) ... Went 1-for-3 and scored a run in the series opener against Arizona (4/17) ... Tallied a two-hit effort, scored a run and drove in another in the finale at Oregon (4/12) ... Hit a home run, a two-run shot, for his first career round-tropper in the fourth inning in the finale at UCLA (4/4) ... Went 2-for-4 in his first career game vs. Northwestern (2/13).

Personal


Major is undecided ... Born October 1, 1995 ... Son of Katherine and Chuck Cary ... Has two siblings, Fletcher and Regan ... Father, Chuck Cary, played eight seasons in the Majors, going 14-26 with a 4.17 ERA for the Detroit Tigers, Atlanta Braves and New York Yankees ... Enjoys hanging out, watching sports and performing community service in his spare time ... Chose Oregon State because of "the best coaches, a great fanbase, great baseball atmosphere and they'll make me a better person and player."

2015 Long Streak: 6g, 8x23, 6 R, 4 RBI, BB, 2B

Career-High Hits: 2-6x, last vs. Stanford (5/16/15)

Career-High Runs: 3, vs. Oregon (5/5/15)

Career-High RBI: 3, vs. Stanford (5/16/15)

**Scotland Church** **#33**
OF/PSophomore • 5'9" • 185 • TR
Bats/Throws: R/R
Lubbock, Texas
Lubbock Cooper/Weatherford C.**2015**

Offensively, played in 17 games, starting 11, and batted .243 with two doubles and four RBI ... Made 12 appearances on the mound, recording a 0.00 ERA in 17 2/3 innings ... Struck out eight ... Went 1-for-2 with a walk and scored twice against San Jose State (3/24) ... Doubled home two runs and went 2-for-4 with two runs scored against Kansas (2/22) ... Went 1-for-3 and scored a run against Oklahoma State (2/19) ... Tossed 2 1/3 scoreless innings in the finale against Stanford, recording a hold (5/17) ... Walked two but was credited with a hold after holding Stanford scoreless over 1 1/3 innings in the opener (5/15) ... Set season highs in innings pitched (4 1/3), strikeouts (3), batters faced (16) and pitches (61) in a scoreless relief outing in the finale against Utah (5/10) ... Worked a season-long 2 1/3 innings of scoreless relief against Washington (5/1) ... Tossed two scoreless innings of relief against USC after starting the game in right field (4/24) ... Worked a scoreless ninth to close out the second game of a doubleheader against Grambling State (2/28).

Personal

Majoring in business management ... Born March 14, 1995 ... Son of Rob-in and Dave Church ... Has two brothers, Brittan and London ... Enjoys hunting, fishing and any other outdoor activity in his spare time ... Favorite professional athlete is Nolan Ryan ... Chose Oregon State because of "the coaching staff."

2015 Long Streak: 2g, 2x4, 2 R, BB**Career-High Hits: 2-2x, last vs. USC (2/24/15)****Career-High Runs: 2-2x, last vs. San Jose State (3/24/15)****Career-High RBI: 2, vs. Kansas (2/22/15)****Career-High Innings: 4.1, vs. Utah (5/10/15)****Career-High Strikeouts: 3, vs. Utah (5/10/15)****Career-High Batters Faced: 16, vs. Utah (5/10/15)****Career-High Pitches: 61, vs. Utah (5/10/15)****Gabe Clark** **#16**
INFJunior • 6'1" • 224 • 2L
Bats/Throws: R/R
Riverside, Calif.
John W. North**MLB First-Year Player Draft**

Selected in the 26th round of the 2015 MLB First-Year Player Draft by Toronto.

2015

Played in 37 games, starting 29, and batted .237 with three doubles, a triple, eight home runs and 26 RBI ... Drove in two on a second-inning home run in the finale at Stanford (5/17) ... Collected three hits in four at bats, with a double, in the loss at UCLA (4/3) ... Drove in OSU's first in the opener at UCLA on a single in the sixth (4/2) ... Went 2-for-5 and

hit the game-winning three-run home run in the seventh in the win over San Jose State (3/25) ... Homered in the third against Fresno State in the finale, which proved to be the game winner (3/8) ... Tied a career-best with four hits and doubled with two RBI against Fresno State (3/7) ... Homered and drove in two in the doubleheader opener against Fresno State (3/7) ... Hit a solo home run against Portland (3/4) ... Hit a two-run home run and drove in three runs against Grambling State (2/28) ... Homered and drove in a run on a sac fly for a 4-RBI outing in the loss to Oklahoma (2/21) ... Made his 2015 debut and tripled to go along with a 2-for-5 day against Kansas State (2/20).

Personal

Majoring in business ... Son of Monica and Jim Clark ... Born October 5, 1994 ... Has four siblings: Jamie, Bryttane, Brooke and Kris ... Favorite professional athlete is Mark Trumbo and favorite TV show is Workaholics ... Chose Oregon State because of a "great business program and a great baseball program."

2015 Long Streak: 4g-2x**Career-High Hits: 4-2x, last vs. Fresno State (3/7/15)****Career-High Runs: 3, vs. Nebraska (2/15/14)****Career-High RBI: 4-4x, last vs. Oklahoma (2/21/15)****Christian Donahue** **#1**
INFFreshman • 5'7" • 165 • HS
Bats/Throws: S/R
Mililani, Hawai'i
Iolani School**2015**

Played in 51 games, starting 47 ... Batted .287 with six doubles, a triple and 14 RBI ... Walked 15 times and stole nine bases in 15 attempts ... Doubled home three runs in Oregon State's midweek win over Portland (5/13) ... Tallied a 2-for-4 effort in the opener at Washington, adding a walk (4/30) ... Drove in two runs, scored three and went 3-for-3 with a walk in the series finale victory over USC (4/26) ... Went 2-for-5 in a loss to Arizona (4/18) ... Singled and drove in what amounted to the game-winning run on a sac fly in the ninth in the opener at UCLA (4/2) ... Doubled, and went 2-for-4 with a run scored against Washington State (3/22) ... Posted a 2-for-3 effort at Arizona State (3/14) ... Set a season-high with three hits and scored three runs with an RBI in the win over Portland (3/10) ... Went 2-for-4, doubled, scored two runs and drove in two runs in the second game of a doubleheader against Fresno State (3/7) ... Doubled, and went 2-for-3 with a run against Grambling State (2/28) ... Drove home two runs and went 1-for-3 with two runs scored against Kansas (2/22) ... Walked twice and went 1-for-1 in his collegiate debut against Northwestern (2/13).

Iolani School

Major is undecided ... Born May 4, 1995 ... Son of Raena and Timothy Donahue ... Has one sister, Tiare, and one brother, Jordan ... Father, Tim, played for three seasons in the Minor Leagues, from 1990-92, with the Cleveland Indians organization ... Enjoys bodysurfing and hanging out with friends in his spare time ... Favorite professional athlete is Kolten Wong ... Chose Oregon State because "it was the best fit for me overall. The coaches are awesome and I would get the best experience here."

2015 Long Streak: 6g, 10x24, 7 R, 2 RBI, 3 BB, 2B**Career-High Hits: 3-2x, last vs. USC (4/26/15)****Career-High Runs: 3-2x, last vs. USC (4/26/15)****Career-High RBI: 3, vs. Portland (5/13/15)**



Travis Eckert #32 RHP

Junior • 6'2" • 192 • TR
 Bats/Throws: R/R
 Austin, Texas
 Stephen F. Austin HS/Clark College

MLB First-Year Player Draft

Selected in the 20th round of the 2015 MLB First-Year Player Draft by San Francisco.

2015

Made 16 appearances, all starts, and went 6-2 with a 4.08 ERA ... Struck out 50 in 90 1/3 innings ... Took the loss after allowing seven hits and four runs in 4 1/3 innings in the finale against Cal (5/24) ... Earned his sixth win after allowing seven hits and three runs in the finale at Stanford (5/17) ... Tied a season-high with 8 2/3 innings in a start against Utah, but did not figure in the decision after scattering four hits and two runs (5/10) ... Held Washington to three hits and two walks in 7 2/3 scoreless innings in a win in the finale (5/2) ... Did not figure in the decision after allowing four hits and four runs in 3 1/3 innings in a start against USC (4/26) ... Earned his fourth win of the season after limiting Arizona to five hits and two runs over 7 1/3 innings in the finale (4/19) ... Allowed seven hits and four runs in two innings in a start at Oregon (4/12) ... Did not figure in the decision after allowing four runs and seven hits in 4 2/3 innings in the finale at UCLA (4/4) ... Allowed six hits and two runs in six innings to earn win No. 3 of the season in the victory over Cal Poly (3/29) ... Tossed 5 2/3 innings in a start against Washington State, allowing eight hits and a run with five strikeouts, but did not figure in the decision (3/22) ... Scattered four hits and four runs over 6 2/3 innings and did not figure in the decision against Arizona State (3/15) ... Held Fresno State to four hits and two runs over 8 2/3 innings, striking out five, in the second game of a doubleheader against the Bulldogs (3/7) ... Worked a season-long eight innings in the second game of a doubleheader against Grambling State, scattering five hits and two runs while striking out seven (2/28) ... Allowed seven hits and four runs in four innings against Kansas State (2/20) ... Scattered five hits and a run with two strikeouts in six innings in his collegiate debut, but did not figure in the decision against Michigan State (2/14).

Personal

Majoring in exercise and sports science ... Son of Leslie and Will Eckert ... Born December 28, 1993 ... Has one brother, Bolton ... Enjoys fishing, hiking, movies, basketball, Frisbee and golf in his spare time ... Chose Oregon State because "they chose me! They have a fantastic reputation."

Career-High Innings: 8.2-2x, last vs. Utah (5/10/15)
Career-High Strikeouts: 7, vs. Grambling State (2/28/15)
Career-High Batters Faced: 32, vs. Grambling State (2/28/15)
Career-High Pitches: 121, vs. Arizona (4/19/15)



Kevin Flemer #31 RHP

Sophomore • 6'2" • 205 • 1L
 Bats/Throws: R/R
 El Cerrito, Calif.
 St. Mary's

2015

Appeared in 10 games, with one start, and went 1-1 with a 2.76 ERA in 16 1/3 innings ... Held Oregon scoreless over two innings of relief, striking out one versus one walk (4/12) ... Tossed two scoreless innings to close out the loss at UCLA (4/3) ... Pitched a career-long 6 2/3 innings in his first career start, scattering two hits and a run with five strikeouts against San Jose State, but did not figure in the decision (3/25) ... Tossed a career-long 2 2/3 innings against Fresno State, picking up the win after allowing one hit, one run and one walk with two strikeouts (3/8).

Personal

Majoring in economics ... Born June 11, 1995 ... Son of Ann and Paul Flemer ... Brother, Matt, pitched for California and was selected by Colorado in MLB Draft ... Enjoys jet-skiing, seeing movies and relaxing with family and friends in his spare time ... Favorite athlete is Justin Smith ... Chose Oregon State because of "the coaching, academics and the opportunity to be a part of a prestigious program."

Career-High Innings: 6.2, vs. San Jose State (3/25/15)
Career-High Strikeouts: 5, vs. San Jose State (3/25/15)
Career-High Batters Faced: 23, vs. San Jose State (3/25/15)
Career-High Pitches: 83, vs. San Jose State (3/25/15)



Mak Fox #17 LHP

Sophomore • 6'4" • 210 • 1L
 Bats/Throws: L/L
 Auckland, New Zealand
 ACG Pernell College HS

2015

Pitched in 13 games, all in relief, and was 0-0 with a 1.00 ERA in nine innings ... Struck out 10 ... Held Oregon scoreless over 1 1/3 innings, striking out two (5/19) ... Tossed an inning of scoreless relief against Stanford (5/16) ... Recorded his first career save after holding Oregon to just a walk in the second game of the series (4/11) ... Pitched 1 1/3 scoreless innings in a loss to Cal Poly (3/27).

Personal

Majoring in exercise and sports science ... Born Oct. 29, 1995 in Brisbane, Australia ... Son of Selena Fox and Andrew Rolfe ... Has one sister, Jose-lynn, and one brother, Nick ... Enjoys playing the guitar in his spare time ... Favorite athlete is Arnold Schwarzenegger and favorite thrill is pitching for New Zealand at the WBC Qualifier ... Chose Oregon State because of "the winning tradition, the fantastic coaching staff and amazing facilities."

Career-High Innings: 3.2, vs. Ohio State (3/11/14)
Career-High Strikeouts: 3-2x, last vs. Oregon (4/11/15)
Career-High Batters Faced: 13, vs. Ohio State (3/11/14)
Career-High Pitches: 55, vs. Ohio State (3/11/14)

**Joe Gillette** **#2**
IF/OFFreshman • 6'3" • 195 • HS
Bats/Throws: R/R
Scotts Valley, Calif.
Scotts Valley High School**MLB First-Year Player Draft**

Selected in the 23rd round of the 2014 MLB First-Year Player Draft by St. Louis but did not sign.

2015

Played in 34 games, starting 23, and batted .283 with two doubles, three triples, two home runs and 11 RBI ... Tripled in two and walked in the series finale against Cal (5/24) ... Set a season-high with three hits and scored two runs with an RBI in the finale at Stanford (5/17) ... Hit a pinch hit solo home run in the midweek win over Portland (5/13) ... Went 2-for-4 in a loss to Cal Poly (3/28) ... Tripled and singled twice in a 3-for-4 effort against Arizona State (3/14) ... Extended his hit streak to seven games with his first career home run and a 2-for-3 effort against Portland (3/4) ... Went 2-for-4 and drove in two runs against Grambling State (2/28) ... Tripled and drove in a run against Grambling State (2/27) ... Drove home two runs on a double in 1-for-3 effort against Kansas (2/22) ... Singled twice in a 2-for-5 effort against Oklahoma (2/21) ... Finished 1-for-3 against New Mexico, picking up his first career hit (2/16).

Personal

Major is undecided ... Born December 15, 1995 in Santa Cruz, Calif. ... Son of Eileen and Doug Gillette ... Has one brother, Matt ... Enjoys fishing and going to the beach in his spare time ... Named to High School Honor Roll as a freshman, junior and senior ... Favorite professional athlete is Troy Tulowitzki ... Chose Oregon State because it's a "great baseball program and it was the right fit for me. It is like a family."

2015 Long Streak: 8g, 11x28, 4 R, 7 RBI, 2 BB, 2B, 3B, HR**Career-High Hits: 3, vs. Stanford (5/17/15)****Career-High Runs: 2, vs. Stanford (5/17/15)****Career-High RBI: 2-4x, last vs. Cal (5/24/15)****Michael Gretler** **#10**
INFFreshman • 6'2" • 175 • HS
Bats/Throws: R/R
Bonney Lake, Wash.
Bonney Lake**MLB First-Year Player Draft**

Selected in the 39th round of the 2014 MLB First-Year Player Draft by Boston but did not sign.

2015

Played in 41 games, starting 32, and batted .171 with one double and 12 RBI ... Doubled home two runs and went 2-for-3 with a run scored in the second game of the series against California (5/23) ... Singled home two runs in the series opener at Stanford (5/15) ... Rapped out two hits in four at bats in the opener against Oregon (4/10) ... Drove in the game-winner with a single to right in the fifth against Cal Poly (3/29) ... Tallied

two hits in three at bats in the series-opening win over San Jose State (3/24) ... Went 1-for-3 with an RBI in the win over Washington State (3/21) ... Drove in two runs and went 2-for-3 against Oklahoma State (2/19) ... Pinch hit and singled for his first career hit, against New Mexico (2/15).

Personal

Major is undecided ... Born January 1, 1996 ... Son of Nancy and Jim Gretler ... Has one brother, Mathew ... Was on National Honor Society during his high school tenure ... Favorite professional athletes are Derek Jeter and Russell Wilson ... Chose Oregon State because of "the coaching staff."

2015 Long Streak: 3g, 3x15, 4 RBI, BB**Career-High Hits: 2-3x, last vs. California (5/23/15)****Career-High Runs: 2, vs. Kansas State (2/20/15)****Career-High RBI: 2-3x, last vs. California (5/23/15)****Caleb Hamilton** **#14**
IFSophomore • 5'11" • 180 • 1L
Bats/Throws: R/R
Woodinville, Wash.
Woodinville**MLB First-Year Player Draft**

Selected in the 2013 MLB First-Year Player Draft by the Washington Nationals but did not sign.

2015

Pac-12 All-Academic Honorable Mention ... Played in 56 games, starting 53, and batted .229 with three doubles, two triples, four home runs and 21 RBI ... Hit a two-run home run and drove in another run on a single in the opener against Cal (5/22) ... Set a career-high with four hits, including a run-scoring triple, in the series finale against Utah (5/10) ... Hit a solo shot in the third inning in the finale at Washington (5/2) ... Homered in the third inning in the opener against USC (4/24) ... Drove in two runs and went 1-for-3 with a run and a walk against San Jose State (3/24) ... Singled home the game-winning run in the ninth with a single up the middle in the opener against Arizona State (3/13) ... Homered, drove in a career-best four runs and went 3-for-6 with three runs scored in the opening-game of a doubleheader against Grambling State (2/28) ... Went 2-for-4, doubled and tied a career-best with three runs scored against Kansas (2/22) ... Tied a career best with three hits in the loss to Oklahoma (2/21) ... Tripled and scored a run in a 1-for-4 effort against Kansas State (2/20) ... Singled home a run and went 1-for-4 with a walk against Michigan State (2/14).

Personal

Majoring in exploratory studies ... Born February 5, 1995 ... Son of Linda and John Hamilton ... Has one brother, Micah ... Uncle, Paul, wrestled at Oregon State in 1988 ... Enjoys wakeboarding, surfing and snowboarding in his spare time ... Favorite athlete is Derek Jeter ... Chose Oregon State "because of the coaches and the players' willingness to compete every day and win."

2015 Long Streak: 4g, 4x15, RBI, BB**Career-High Hits: 4, vs. Utah (5/10/15)****Career-High Runs: 3-4x, last vs. Portland (5/13/15)****Career-High RBI: 4, vs. Grambling State (3/25/15)**



KJ Harrison #24 C

Freshman • 6'0" • 200 • HS
 Bats/Throws: R/R
 Kailua, Hawai'i
 Punahou

MLB First-Year Player Draft

Selected in the 25th round of the 2014 MLB First-Year Player Draft by Cleveland but did not sign.

2015

Pac-12 Freshman of the Year ... All-Pac-12 First Team ... ABCA All-Region ... Collegiate Baseball, Baseball America, D1Baseball.com and NCBWA Freshman All-America ... NCBWA National Hitter of the Week (Feb. 23) ... Pac-12 Player of the Week (Feb. 24) ... Played in and started all 58 games, batting .309 with 12 doubles, three triples, 10 home runs and 60 RBI ... Led OSU in home runs and RBI ... Doubled, drove in two runs and scored two runs in the series finale at Stanford (5/17) ... Doubled, drove in three runs and went 3-for-4 with two runs scored against Stanford (5/16) ... Hit a solo home run and went 2-for-5 with two RBI in the opener at Stanford (5/15) ... Hit two home runs and drove in four in the midweek win over Portland (5/13) ... Drove in three runs via a single and sacrifice fly to serve as the game winners in the series finale victory over Arizona (4/19) ... Drove in three runs, the game winners, on a double in the second innings in the second game at Oregon (4/11) ... Homered, walked twice and drove in two in the opener against Washington State (3/20) ... Drove in two, doubled and went 2-for-3 in the win over Portland (3/10) ... Went 3-for-5 and drove in two runs with a double in the second game of a doubleheader against Fresno State (3/7) ... Hit the game-winning home run in the 11th inning against Fresno State (3/6) ... Drove in four runs and doubled twice in the win against Portland (3/4) ... Went 3-for-3, drove in a run, scored four and walked twice against Grambling State (2/28) ... Hit a grand slam, a double and drove in five runs in the win over Kansas (2/22) ... Hit a two-run home run and went 2-for-5 in the win over Kansas State (2/20) ... Went 3-for-5 and scored a run in the win over Oklahoma State (2/19) ... Drove in two on a third inning triple and went 2-for-4 against New Mexico (2/16) ... Homered for the second consecutive game and drove in two runs on two hits against New Mexico (2/15) ... Hit his first career home run and went 2-for-4 with a walk against Michigan State (2/14) ... Tripled and scored a run in his collegiate debut against Northwestern (2/13).

Personal

Majoring in business ... Born August 11, 1996 in Honolulu ... Son of Kaleka and Kenny Harrison ... Has four siblings: Kaleo, Kalae, Kaikea and Kahaku ... Father, Kenny, played collegiate baseball at Hawai'i and later professionally in the Pittsburgh Pirates system ... Also competed in Japan ... Mother, Kaleka, played college soccer at Colorado ... Enjoys going to the beach, bodyboarding and bodysurfing in his spare time ... Chose Oregon State because "I loved everything about it. It's an amazing baseball program, with amazing coaches and facilities. It felt like the right fit. It's a great college town and beautiful school. I felt very comfortable being here."

2015 Long Streak: 8g-2x

Career-High Hits: 3-4x, last vs. Portland (5/13/15)

Career-High Runs: 4, vs. Grambling State (2/28/15)

Career-High RBI: 5, vs. Kansas (2/22/15)



Luke Heimlich #15 LHP

Freshman • 6'0" • 190 • HS
 Bats/Throws: L/L
 Puyallup, Wash.
 Puyallup

2015

Pitched in 29 games, making two starts, and posted a 2-5 record and 3.61 ERA in 52 1/3 innings ... Recorded four saves and struck out 35 ... Opponents batted .226 ... Earned his fourth save after two scoreless innings against Stanford (5/15) ... Tossed 3 1/3 scoreless innings against Oregon, striking out one, for his third save of the season (5/5) ... Earned his second win of the season after limiting USC to just two hits with three strikeouts in four innings of relief in the series finale (4/26) ... Completed his second save of the season with 1 1/3 innings in the opener against UCLA, allowing one hit and one run (4/2) ... Earned his first career win after holding Washington State to just two hits while striking out six in 5 1/3 innings of relief (3/22) ... Faced one batter and got a hold in the win over Arizona State (3/13) ... Worked 1 2/3 scoreless innings in relief against Portland (3/10) ... Picked up his first career save after holding Fresno State scoreless while striking out two (3/8) ... Threw 12 pitches and struck out three in an inning of relief against Portland (3/4) ... Took the loss after allowing eight hits and eight earned runs over five innings against Oklahoma (2/21) ... Scattered four hits and a run in 4 1/3 innings against New Mexico, his first career start, but did not figure in the decision (2/15).

Personal

Majoring in exercise and sports science ... Born February 3, 1996 ... Son of Meri Lee and Mark Heimlich ... Favorite professional athlete is Clayton Kershaw ... Favorite movie is The Dark Knight ... Chose Oregon State because of "the coaches."

Career-High Innings: 5.1-2x, last vs. Dallas Baptist (5/31/15)

Career-High Strikeouts: 6, vs. Washington State (3/22/15)

Career-High Batters Faced: 25-2x, last vs. DBU (5/31/15)

Career-High Pitches: 98, vs. Dallas Baptist (5/31/15)



Jeff Hendrix #40 OF

Junior • 6'0" • 198 • 2L
 Bats/Throws: L/R
 Corvallis, Ore.
 Santiam Christian

MLB First-Year Player Draft

Selected in the fourth round of the 2015 MLB First-Year Player Draft by the New York Yankees and signed ... Selected in the 39th round of the 2014 MLB First-Year Player Draft by the Kansas City Royals but did not sign.

2015

ABCA All-America Third Team ... All-Pac-12 First Team ... Pac-12 All-Defensive Team ... Played in and started all 58 games, batting .339 with 15 doubles, five triples, six home runs and 34 RBI ... Recorded a 1.000 fielding percentage, making 144 plays ... Doubled in a run and went 2-for-4 in the opener against Cal (5/22) ... Hit two home runs, doubled, drove in three runs and went 4-for-5 in a midweek win over Portland (5/13) ... Tripled, drove in a run, went 2-for-3 and walked twice in the



series finale victory over Washington (5/2) ... Doubled twice and drove in a run in the second game against Washington (5/1) ... Extended his hit streak to seven games with a 2-for-3 day against USC in the series finale, driving in a run (4/26) ... Drove in two runs via a squeeze an a single in a win over USC (4/25) ... Went 3-for-4 in the finale against Oregon, doubling twice with two runs scored, two RBI and a walk (4/12) ... Extended his hit streak to 11 games with a 2-for-4 effort in the opener against Washington State (3/20) ... Drove in a career-best four runs on the strength of a 3-for-5 day in the second game of a doubleheader against Fresno State (3/7) ... Hit a solo home run in the sixth inning against Fresno State (3/6) ... Hit a three run home run and went 3-for-4 with four runs, three RBI and a double in the win against Portland (3/4) ... Hit a solo home run, doubled and finished 3-for-5 with two runs driven in against Kansas (2/22) ... Tripled, scored two runs and went 3-for-4 in the win over Kansas State (2/20) ... Homered in the ninth, driving in two, and walked against New Mexico (2/15).

Personal

Major is undecided ... Born July 16, 1993 ... Son of Paula and Bart Hendrix ... Has one older sister, Kiersten, and one younger brother, Daniel ... Father, Bart, played football, track and wrestling at Pacific University from 1982-84 ... Enjoys sports, video games and hanging out with friends in his spare time ... On Santiam Christian Honor Roll in each of his four years and was honored as National Scholar Athlete Award at his 2012 graduation ... Chose Oregon State because "it has always been my dream to play and attend Oregon State."

2015 Long Streak: 15g, 24x50, 11 R, 13 RBI, 12 BB, 6 2B, 2 3B, 2 HR

Career-High Hits: 4-2x, last vs. Portland (5/13/15)

Career-High Runs: 4-3x, last vs. Portland (3/4/15)

Career-High RBI: 4, vs. Fresno State (3/7/15)



Mitch Hickey

#20
RHP

Freshman • 6'0" • 180 • HS
Bats/Throws: R/R
Morgan Hill, Calif.
Live Oak

2015

Collegiate Baseball and NCBWA Freshman All-American ... Appeared in 27 games, all in relief, and went 4-1 with a 2.28 ERA in 27 2/3 innings ... Recorded 11 saves ... Struck out 21 and opponents batted .204 against him ... Induced a double play to get out of a bases-loaded jam in the ninth for his ninth save of the season in a win over Utah (5/9) ... Got out of a bases-loaded jam in the eighth and tossed a scoreless ninth in the finale against Washington for his eighth save of the season (5/2) ... Finished with a scoreless 10th against Washington, striking out the side, for his seventh save (4/30) ... Needed just nine pitchers for three outs and his sixth save of the season in the finale versus USC (4/26) ... Held Arizona scoreless over 1 2/3 innings for his fifth save of the season (4/19) ... Recorded his fourth save with a perfect ninth against Cal Poly (3/29) ... Worked a scoreless ninth in the opener at Arizona State to earn the win (3/13) ... Earned his second save of the season with a scoreless ninth inning against Fresno State in the first game of a doubleheader (3/7) ... Picked up his fourth win of the season with a scoreless 11th inning against Fresno State (3/6) ... Recorded a perfect ninth against Oklahoma State for his first career save (2/19) ... Picked up the win after allowing just one hit with two strikeouts in two innings against Northwestern (2/13).

Personal

Majoring in business ... Born November 11, 1995 in San Jose, Calif. ... Son of Valerie and Michael Hickey ... Has two sisters, Jamie and Erica, and one brother, Trevor ... Member of Honor Roll each of his year's at Live Oak ...

Favorite TV show is The Office and favorite professional athlete is Nolan Ryan ... Chose Oregon State because it was "the best option for success on and off the field. The coaching staff is the best."

Career-High Innings: 2.1, vs. New Mexico (2/16/15)

Career-High Strikeouts: 3, vs. Oklahoma State (2/19/15)

Career-High Batters Faced: 9, vs. New Mexico (2/16/15)

Career-High Pitches: 31, vs. New Mexico (2/16/15)



Michael Howard

#30
OF

Senior • 6'0" • 186 • 1L
Bats/Throws: L/L
Prescott, Ariz.
Prescott/Baylor/Yavapai JC

MLB First-Year Draft

Selected in the 21st round of the 2011 MLB First-Year Player Draft by Minnesota but did not sign.

2015

Played in 34 games, starting 20, and batted .225 with one double, three home runs and 12 RBI ... Homered in the fourth and went 2-for-4 in the series finale victory over Arizona (4/19) ... Singled home a run, going 1-for-3 with a walk in the opener against Arizona (4/17) ... Homered in the midweek series finale against San Jose State (3/25) ... Pushed his hit streak to six games with a double against Washington State (3/20) ... Drove in a season-best three runs and went 1-for-2 with a run scored in the win over Portland (3/10) ... Went 1-for-2 with an RBI in the second game of a doubleheader against Fresno State (3/7) ... Homered, drove in two runs and went 2-for-2 in the first game of a doubleheader against Grambling State (2/28).

Personal

Majoring in communications ... Born February 17, 1993 in Plano, Texas ... Son of Rebecca and Darcy Howard ... Has two brothers, Justin and Candon ... Enjoys camping, fishing and bowling in his spare time ... Favorite athlete is Miguel Cabrera ... Chose Oregon State because it's a "great school, with great facilities and a great group of teammates."

2015 Long Streak: 5g, 6x13, 4 R, 6 RBI, 3 BB, HR

Career-High Hits: 3-2x, last vs. California (5/2/14)

Career-High Runs: 2-2x, last vs. Grambling State (2/28/15)

Career-High RBI: 3-2x, last vs. Portland (3/10/15)



Logan Ice

#3
C

Sophomore • 5'11" • 195 • 1L
Bats/Throws: S/R
Puyallup, Wash.
Rogers

2015

Pac-12 All-Academic Honorable Mention ... Played in 51 games, making 34 starts ... Batted .276 with eight doubles, one triple and three home runs with 22 RBI ... Sported a 1.000 fielding percentage on 302 chances ... Threw out 12-of-24 baserunners attempting to steal ... Doubled home the game winning runs on a double in the seventh and finished 2-for-2 with two runs and two walks in the second game of the series



versus California (5/23) ... Tripled and also drove in a run on a sac fly in a midweek matchup with Oregon (5/19) ... Went 2-for-3 with a walk and a double against Stanford (5/16) ... Homered, drove in two runs and went 4-for-5 in a midweek win over Portland (5/13) ... Hit a three-run home run in the first inning of the second game of the series versus Washington (5/1) ... Hit his first career home run and walked in a 2-for-3 day against Arizona (4/18) ... Doubled home the game-winning run in the fourth, finishing 1-for-3 against Arizona (4/17) ... Doubled in the series-opening win over UCLA (4/2) ... Hit a sac fly in the fifth that tied the game against Cal Poly (3/29) ... Drove in a run on a sac fly and went 1-for-3 in the opener against Washington State (3/20) ... Went 1-for-4 with an RBI at Arizona State (3/14) ... Drove in two runs, doubled and went 3-for-5 against Oklahoma State (2/19).

Personal

Major is undeclared ... Born May 27, 1995 in Tacoma, Wash. ... Son of Sheri and Steve Ice ... Enjoys watching football, baseball and basketball and hanging out with friends in his spare time ... Favorite athlete is Yadier Molina ... Chose Oregon State because of "the history and coaching staff can get me to the goals I have."

2015 Long Streak: 5g, 6x15, 2 R, 2 RBI, BB, 2B, HR

Career-High Hits: 4-2x, last vs. Portland (5/13/15)

Career-High Runs: 2-5x, last vs. California (5/23/15)

Career-High RBI: 3-2x, last vs. Washington (5/1/15)



Joey Jansen **#39**
OF

Redshirt Junior • 5'10" • 180 • 1L
 Bats/Throws: L/L
 Kennewick, Wash.
 Kamiakin/Columbia Basin College

2015

Played in 45 games, starting two, and went 2-for-16 (.125).

Personal

Majoring in business management ... Born November 10, 1992 ... Son of Mary and Jeff Jansen ... Has one younger brother, Johnny ... Enjoys golfing in his spare time ... Named to Honor Roll during high school tenure ... Favorite TV show is The Office and favorite movie is The Dark Knight ... Chose Oregon State because of "great baseball history and a history of winning."

2015 Long Streak: 2g, 2x7, R

Career-High Hits: 2-2x, last vs. UCLA (4/6/13)

Career-High Runs: 1-4x, last vs. Grambling State (2/27/15)

Career-High RBI: 2-2x, last vs. UCLA (4/6/13)



Billy King **#19**
IF/OF

Sophomore • 6'3" • 220 • 1L
 Bats/Throws: L/L
 Anacortes, Wash.
 Anacortes

2015

Pac-12 All-Academic Honorable Mention ... Played in 46 games, starting 24, and batted .272 with seven doubles, one triple and 21 RBI ... Doubled

home two runs, the game winners, in the fourth inning in the opener against Utah (5/8) ... Doubled twice and drove in three runs in a midweek win over Oregon (5/5) ... Drove in the game-winning run on an RBI single in the ninth against USC (4/25) ... Pinch hit and drove in two on a ground rule double in the opener against USC (4/24) ... Drove in a second-inning run via a single and finished 2-for-4 in the finale against Arizona (4/19) ... Went 3-for-5 and drove in a run and hit a triple against Grambling State (2/28) ... Drove in a career-best two runs in a 1-for-1 effort in the first game of a doubleheader against Grambling State (2/28) ... Pinch hit and drove in the game-winning run on a single in the ninth against Kansas State (2/20) ... Doubled for the second consecutive game and went 2-for-4 with a run scored against Michigan State (2/14) ... Doubled home the Beavers' first run in the opener against Northwestern (2/13).

Personal

Majoring in exercise and sports science ... Born April 30, 1995 ... Son of Beverly and Bill King ... Has one sister, Katie ... Enjoys snowboarding, ping pong, bonfires and video games in his spare time ... Was on the National Honor Society and Honor Roll in high school ... Favorite athlete is Mike Trout ... Favorite TV show is Fresh Prince of Bel Air ... Chose Oregon State because of "the coaches, the campus, the location and the baseball history."

2015 Long Streak: 4g-2x

Career-High Hits: 2-2x, last vs. Oregon (5/5/15)

Career-High Runs: 2, vs. Oregon (4/12/15)

Career-High RBI: 3, vs. Oregon (5/5/15)



Dane Lund **#18**
C

Redshirt Senior • 5'7" • 182 • RS
 Bats/Throws: R/R
 Astoria, Ore.
 Astoria/Mt. Hood CC/San Jose St.

2015

Played in 26 games, starting 18, and batted .310 with two doubles, one triple and five RBI ... Threw out 7-of-12 baserunners attempting to steal ... Went 2-for-4 and scored two runs in the series finale at Stanford (5/17) ... Went 2-for-4, scored two runs and walked against Washington (5/2) ... Drove in two runs, walked and went 1-for-2 in the series finale against USC (4/26) ... Went 3-for-3 with a triple and scored the game-winning run in the ninth against USC (4/25) ... Went 1-for-2 and caught Drew Rasmussen's perfect game in the win over Washington State (3/21) ... Set a season-high with three singles in the win over Portland (3/4) ... Went 1-for-2 with two runs driven in against Grambling State (2/28) ... Doubled and went 2-for-4 with a run scored against New Mexico (2/16).

Personal


Majoring in communications ... Born September 30, 1991 ... Son of Kim and Dave Lund ... Enjoys hunting and fishing in his spare time.

2015 Long Streak: 3g-2x

Career-High Hits: 3-2x, last vs. USC (4/25/15)

Career-High Runs: 2-3x, last vs. Stanford (5/17/15)

Career-High RBI: 2-2x, last vs. USC (4/26/15)

**Ryan Mets** #6
LHPFreshman • 6'1" • 195 • HS
Bats/Throws: L/L
Olympia, Wash.
North Thurston**2015**

Pitched in six games, all in relief ... Was 0-0 with a 3.38 ERA in 2 2/3 innings ... Worked a perfect ninth in the win over Kansas (2/22).

Personal

Major is undecided ... Born July 19, 1996 at Travis Air Force Base in Fairfield, Calif. ... Son of Mary and Dave Mets ... Has one brother, Casey, and one sister, Catie ... Enjoys golfing, fishing and watching Prison Break in his spare time ... Chose Oregon State because of the "top of the line coaching staff and an incredible baseball program."

Career-High Innings: 1.0, vs. Kansas (2/22/15)**Career-High Strikeouts: 1-2x, last vs. Kansas (2/22/15)****Career-High Batters Faced: 3-2x, last vs. Kansas (2/22/15)****Career-High Pitches: 12, vs. New Mexico (2/15/15)****Tyler Mildenberg** #4
IFSophomore • 6'0" • 182 • 1L
Bats/Throws: L/R
Huntington Beach, Calif.
Marina**2015**

Played in 10 games and was 2-for-6 (.333) with one RBI ... Collected his first conference hit and scored a run in the series finale against USC (4/26) ... Went 1-for-2 and scored a run with an RBI against Grambling State (2/28).

Personal

Major is undecided ... Born February 28, 1995 in Irvine, Calif. ... Son of Wendy and Robert Mildenberg ... Enjoys surfing, frisbee golf and playing the guitar in his spare time ... Favorite athlete is Josh Hamilton ... Favorite TV show is Cops ... Chose Oregon State because "I felt this school and I fit perfectly."

2015 Long Streak: 2g, 2x3, 2 R, RBI**Career-High Hits: 2, vs. Wright State (3/1/14)****Career-High Runs: 1-4x, last vs. USC (4/26/15)****Career-High RBI: 1-2x, last vs. Grambling State (2/28/15)****Andrew Moore** #23
RHPJunior • 6'0" • 185 • 2L
Bats/Throws: R/R
Eugene, Ore.
North Eugene**MLB First-Year Draft**

Selected in the second round of the 2015 MLB First-Year Player Draft by Seattle and signed.

2015*Second Team All-America by Louisville Slugger and the ABCA ... Third Team All-America by D1Baseball.com and Baseball America ... First-Team All-Pac-12 honors, and was also named to the All-Defensive squad First-Team All-Academic District 8 by CoSIDA ... Pac-12 All-Academic Second Team ... Three-time Pac-12 Pitcher of the Week (March 9, April 20 and May 25) ... Finished the season 7-2 with a 1.91 earned run average ... Struck out 111 in 122 1/3 innings ... Opponents batted just .200 against him ... Was 6-1 with a 1.51 ERA in 10 Pac-12 starts ... League foes batted .188 against him with 69 strikeouts in 77 2/3 innings ... Scattered nine hits and four runs in 7 2/3 innings against Texas and did not figure in the decision (5/29) ... Struck out a season-high 13 batters in a complete-game shutout of California, scattering just two hits with no walks (5/22) ... Picked up his sixth win after scattering eight hits and two runs in 5 2/3 innings in the opener against Stanford (5/15) ... Tossed his fourth career shutout in a win over Utah, holding the Utes to six hits with four strikeouts (5/8) ... Did not figure in the decision after allowing two hits and two runs in 7 2/3 innings at Washington (4/30) ... Took the loss after allowing nine hits and six runs in 6 1/3 innings in a start against USC (4/24) ... Tossed his first complete game of the season, allowing just five hits and a run with eight strikeouts for the win against Arizona (4/17) ... Scattered two hits and an unearned run over 7 1/3 innings at Oregon but did not figure in the decision (4/10) ... Picked up win No. 3 after scattering four hits and an unearned run in 7 2/3 innings at UCLA, striking out eight versus no walks (4/2) ... Took the loss after allowing 6 1/3 innings against Cal Poly, giving up eight hits and three earned runs (3/27) ... Scattered six hits and two runs over 8 2/3 innings against Washington State, striking out 10, for his second win of the season (3/20) ... Held ASU to seven hits and a walk in the opener but did not figure in the decision (3/13) ... Went a career-long 10 innings against Fresno State, striking out 10, but did not figure in the decision (3/6) ... Scattered three hits and three runs in 7 1/3 innings against Grambling State, striking out 10, but did not figure in the decision (2/27) ... Earned the win after working 6 1/3 innings against Oklahoma State, allowing seven hits and three runs (2/19) ... Scattered five hits and a run over seven innings with nine strikeouts against Northwestern (2/13).***Personal**

Major is digital communications ... Born June 2, 1994 ... Son of Estelle Coreris and Harold Moore ... Has one older brother, Bradley ... Enjoys playing sports, hanging out with friends and watching TV in his spare time ... Favorite professional athlete is Hunter Pence and his favorite movie is The Dark Knight Rises ... Chose Oregon State because "it's close to home, best college baseball program, unbelievable atmosphere at Goss Stadium and the great coaching staff with the great academics."

Career-High Innings: 10.0, vs. Fresno State (3/6/15)**Career-High Strikeouts: 14, vs. North Dakota State (5/30/14)****Career-High Batters Faced: 35, vs. Arizona State (3/22/14)****Career-High Pitches: 124, vs. Kansas State (6/9/13)**



Trever Morrison #7 IF

Sophomore • 6'0" • 175 • 1L
 Bats/Throws: L/R
 Bothell, Wash.
 Archbishop Murphy

MLB First-Year Player Draft

Selected in the 36th round of the 2013 MLB First-Year Player Draft by Boston but did not sign.

2015

Played in 42 games, 40 of which were starts, and batted .317 with five doubles, two triples, one home run and 18 RBI ... Drove in two, walked and went 2-for-3 in the series finale against USC (4/26) ... Went 2-for-3 with a walk in the opener at UCLA (4/2) ... Drove in a career-high three runs despite going 0-for-2 via a sacrifice fly and fielder's choice in the win over San Jose State (3/24) ... Drove in the game-winning run with a double in the 11th inning and went 3-for-4 with a run scored and a walk against Washington State (3/22) ... Went 3-for-5 with two runs scored against Portland (3/10) ... Doubled, drove in a run and went 2-for-5 against Fresno State (3/7) ... Hit a home run and scored three runs with two RBI in the first game of the doubleheader against Grambling State (2/28) ... Extended his hit streak to four games with a triple and two runs scored against Kansas (2/22) ... Set a career-high with four hits in four at bats, and walked, against Oklahoma (2/21) ... Tripled, drove in two runs and went 2-for-3 in the win over Kansas State (2/20) ... Went 2-for-4 against Oklahoma State (2/19).

Personal

Majoring in pre-business ... Born April 21, 1995 in Kirkland, Wash. ... Son of Liz and Chris Morrison ... Has one brother, Geoffrey ... Favorite athlete is Darwin Barney ... Favorite TV shows are Family Guy and ESPN's SportsCenter ... Chose Oregon State because "I know we have the best coaches in the Pac-12, the best stadium and I love the campus."

2015 Long Streak: 8g, 14x30, 11 R, 2 RBI, 5 BB, 3 RBI, 2B, 2 3B, HR
Career-High Hits: 4, vs. Oklahoma (2/21/15)
Career-High Runs: 3-2x, last vs. Grambling State (2/28/15)
Career-High RBI: 3, vs. San Jose State (3/24/15)



Kyle Nobach #28 OF

Sophomore • 5'9" • 180 • TR
 Bats/Throws: R/R
 Marysville, Wash.
 Marysville/Everett CC

2015

All-Pac-12 Honorable Mention ... Played in 52 games, starting 42, and batted .317 with 15 doubles, two home runs and 27 RBI ... Homered, drove in three and scored four runs in a midweek win over Portland (5/13) ... Went 2-for-4 in the finale at Washington (5/2) ... Opened the series at Washington with a 2-for-5 effort (4/30) ... Drove home two runs and went 2-for-5 with two runs scored in the finale at Oregon (4/12) ... Doubled home a run in the seventh and went 1-for-3 against UCLA (4/3) ... Doubled, scored a run and went 2-for-4 against San Jose State (3/24) ... Doubled, drove in a run and went 2-for-5 in the win over Portland (3/10) ... Recorded four hits in five at bats against Portland,

doubling and scoring three runs (3/4) ... Doubled home the game-winning runs against Grambling State (2/27) ... Hit a walkoff single, doubled and drove in two runs in his first career game, against Michigan State (2/14).

Personal

Major is undecided ... Born April 24, 1995 in Everett, Wash. ... Son of Ginger and Brad Nobach ... Has two sisters, Kristie and Kaitlin ... Enjoys golfing, wakeboarding and going to breakfast with his grandfather in his spare time ... Favorite professional athlete is Russell Wilson ... Chose Oregon State because "I loved the coaches and how the program is run."

2015 Long Streak: 6g, 11x18, 5 R, 9 RBI, 4 BB, 3 2B, HR
Career-High Hits: 4, vs. Portland (3/4/15)
Career-High Runs: 4, vs. Portland (5/13/15)
Career-High RBI: 3-2x, last vs. Portland (5/13/15)



John Pomeroy #35 RHP

Sophomore • 6'5" • 225 • 1L
 Bats/Throws: L/R
 Mossyrock, Wash.
 Mossyrock

2015

Pitched in 15 games, all in relief, and was 2-0 with a 5.91 ERA in 10 2/3 innings ... Struck out eight and opponents batted .194 against him ... Tossed a scoreless ninth in the finale at Stanford (5/17) ... Pitched to four batters, with a walk, in 1 1/3 scoreless innings against San Jose State for the win (3/25) ... Faced one batter, tossed two pitches, and earned the win in the series opener at Arizona State (3/13) ... Struck out the side in the ninth and tossed two scoreless innings of relief against Portland (3/10) ... Struck out two and walked one in 2/3 of an inning against Michigan State (2/14).

Personal

Majoring in psychology ... Born October 9, 1994 ... Son of Trudi and Bill Pomeroy ... Has two sisters, Emily and Hannah ... Enjoys quad riding and video games in his spare time ... Favorite athlete is former Western Oregon softball pitcher and sister Hannah Pomeroy ... Favorite movies are The Sandlot and Anchorman ... Chose Oregon State because of "a winning tradition, academic opportunities and the best instruction baseball-wise."

Career-High Innings: 2.0, vs. Portland (3/10/15)
Career-High Strikeouts: 3, vs. Portland (3/10/15)
Career-High Batters Faced: 7, vs. Portland (3/10/15)
Career-High Pitches: 23, vs. USC (4/24/15)



Drew Rasmussen #25 RHP

Freshman • 6'1" • 225 • HS
 Bats/Throws: R/R
 Spokane, Wash.
 Mt. Spokane

MLB First-Year Player Draft

Selected in the 39th round of the 2014 MLB First-Year Player Draft by Arizona but did not sign.

**2015**

Pac-12 First Team ... Collegiate Baseball, Baseball America, D1Baseball.com and NCBWA Freshman All-American ... Pac-12 Pitcher of the Week (March 23) ... NCBWA National Pitcher of the Week (March 24) ... Pitched in 19 games, with 14 starts, and went 7-4 with a 2.80 ERA in 106 innings ... Allowed opponents to bat .223 and struck out 82 ... Shut out California, allowing six hits with five strikeouts, in a complete-game effort (5/23) ... Scattered three hits and two runs in six innings against Stanford for his sixth win of the season (5/16) ... Threw 8 1/3 scoreless innings, allowing five hits, for the win over Utah (5/9) ... Allowed nine hits and six runs in 4 1/3 innings at Washington (5/1) ... Scattered seven hits and two runs in eight innings in a start against USC but did not figure in the decision (4/25) ... Took the loss despite allowing just three hits and two runs over seven innings against Arizona (4/18) ... Picked up his fourth win after scattering three hits and two runs in 6 1/3 innings at Oregon (4/11) ... Was saddled with the loss after allowing seven hits and four runs in 5 2/3 innings at UCLA (4/2) ... Took the loss after allowing six hits and four runs in 7 1/3 innings against Cal Poly (3/28) ... Threw the first perfect game in Oregon State history, striking out a career-best 10, to improve to 3-0 with a win over Washington State (3/21) ... Did not figure in the decision after scattering seven hits and a run in 6 2/3 innings at Arizona State (3/14) ... Tossed 7 1/3 innings against Fresno State, limiting the Bulldogs to eight hits and two runs - one earned - with five strikeouts for the win (3/7) ... Held Grambling State to four hits and one earned run while striking out nine in 7 2/3 innings against Grambling State (2/28) ... Tossed 3 2/3 innings of relief against Kansas, striking out seven while allowing just three hits and a run (2/22) ... Picked up a hold after allowing two hits with two strikeouts in 1 2/3 innings against Oklahoma State (2/19) ... Allowed three hits and three walks with three strikeouts in 2 1/3 scoreless innings against New Mexico (2/16).

Personal

Major is undecided ... Born July 27, 1995 in Puyallup, Wash. ... Son of Kim and Mark Rasmussen ... Has one sister, Kendle ... Enjoys fishing and hanging out in his spare time ... Was on the Honor Roll at Mt. Spokane all four years ... Chose Oregon State because it's "a great program, a great campus and a great environment to achieve both on and off the field goals."

Career-High Innings: 9.0-2x, last vs. Cal (5/23/15)

Career-High Strikeouts: 10, vs. Washington State (3/21/15)

Career-High Batters Faced: 33, vs. USC (4/25/15)

Career-High Pitches: 117, vs. Oregon (4/11/15)



Zack Reser #38 LHP

Redshirt Senior • 6'1" • 208 • 3L
Bats/Throws: L/L
Beaverton, Ore.
Westview

2015

Pitched in eight games, all in relief, and was 0-1 with a 7.50 ERA in six innings ... Faced one batter in 2015 debut, recording a strikeout, against Fresno State (3/7).

Personal

Majoring in business ... Born April 23, 1992 in Portland, Ore. ... Son of Jane and Marty Reser and the grandson of Pat and Al Reser ... Father, Marty, wrestled at OSU as did his brother, Alex ... Also has one sister, Nikki ... Loves to dance and wakeboard when not on the diamond ... Was on the Honor Roll at Westview every year ... Favorite athlete is Albert Pujols and favorite movie is Ace Ventura: Pet Detective ... Chose Oregon State because he "loved the atmosphere and the baseball coaches."

Career-High Innings: 4.1, vs. Sacramento State (4/22/14)

Career-High Strikeouts: 4, vs. Portland (4/1/14)

Career-High Batters Faced: 15, vs. Portland (4/1/14)

Career-High Pitches: 54, vs. Portland (4/1/14)



Trent Shelton #26 LHP

Sophomore • 6'4" • 186 • 1L
Bats/Throws: L/L
Lafayette, Calif.
Campolindo

2015

Pitched in five games, all relief, and was 0-0 with a 6.75 ERA in 2 2/3 innings ... Worked a scoreless inning of relief against Fresno State (3/8) ... Allowed just one walk in 1 1/3 scoreless innings against Michigan State (2/14).

Personal

Major is undecided ... Born June 24, 1994 in Antioch, Calif. ... Son of Cathy and Steve Shelton ... Uncle, Steve Ferguson, played collegiate baseball at St. Mary's ... Enjoys playing basketball, hanging with friends and going to the movies in his spare time ... Favorite athlete is Cole Hamels ... Chose Oregon State because it's "not too far away from home and is a big school that has a small school feel."

Career-High Innings: 4.0, vs. Portland (3/4/14)

Career-High Strikeouts: 3, vs. Portland (3/4/14)

Career-High Batters Faced: 13, vs. Portland (3/4/14)

Career-High Pitches: 45, vs. Portland (3/4/14)



Jackson Soto #11 INF

Freshman • 6'0" • 215 • HS
Bats/Throws: L/R
Albany, Ore.
West Albany

2015

Played in four games, receiving four at bats.

Personal

Major is undecided ... Born September 2, 1995 ... Son of Kristin and Donald Soto ... Has one sister, Mason ... Enjoys hunting, fishing and going to the beach in his spare time ... Favorite professional athlete is Derek Jeter ... Chose Oregon State because "I grew up in their backyard. Oregon State was always 'my team.'"



Jake Thompson #44 RHP

Sophomore • 6'2" • 205 • 1L
 Bats/Throws: R/R
 Florence, Ore.
 Siuslaw

MLB First-Year Player Draft

Selected in the 34th round of the 2013 MLB First-Year Player Draft by the Chicago Cubs but did not sign.

2015

Pitched in three games, all starts, and went 0-1 with a 9.95 ERA in 6 1/3 innings ... Did not figure in the decision after allowing four hits and three runs in a start against Kansas (2/22) ... Allowed eight hits and four earned runs in four innings against New Mexico, taking the loss (2/16).

Personal

Majoring in business ... Born September 22, 1994 ... Son of Pam and Jon Thompson ... Has one brother, Joe ... Enjoys fishing, golf, watching movies and playing basketball in his spare time ... On National Honor Society in high school ... On Honor Roll for four years ... Favorite athlete is Prince Fielder ... Chose Oregon State because of "the history and the closeness of the baseball team."

Career-High Innings: 7.0, vs. Pacific (2/17/14)

Career-High Strikeouts: 7, vs. Portland (3/4/14)

Career-High Batters Faced: 26, vs. Pacific (2/17/14)

Career-High Pitches: 91, vs. Washington (2/24/14)



Sam Tweedt #12 RHP

Freshman • 6'2" • 205 • HS
 Bats/Throws: R/R
 Salem, Ore.
 South Salem

2015

Pitched in 21 games, with six starts, and was 8-1 with a 2.85 ERA in 47 1/3 innings ... Opponents batted .207 against and he struck out 32 ... Held Oregon scoreless over six innings in a start, allowing three hits, but did not figure in the decision (5/19) ... Shut out Portland over six innings, scattering six hits, for his eighth win of the season (5/13) ... Scattered three hits and two unearned runs over 5 2/3 innings against Oregon for his seventh win of the season (5/5) ... Earned the win after tossing a

perfect inning of relief against USC (4/25) ... Won his fourth game with an eight-inning start against San Jose State, scattering three hits and a run with four strikeouts (3/24) ... Earned his third win of the season after scattering four hits and three runs with six strikeouts in 5 1/3 innings against Portland (3/10) ... Made his first career start and struck out six with no walks, four hits allowed and one run against Portland, getting the win (3/4) ... Pitched three scoreless innings against Oklahoma, striking out three (2/21) ... Worked 2/3 innings for his first career win, coming against Michigan State (2/14).

Personal

Major is undecided ... Born October 23, 1995 ... Son of Anne and Darin Tweedt ... Has one sister, Madelein ... Enjoys fishing, watching other sports and movies, collecting shoes and editing photography in his spare time ... Was on Honor Roll all eight semesters of high school ... Chose Oregon State because the "coaching staff is the best around and the program is top notch with a rich tradition."

Career-High Innings: 8.0, vs. San Jose State (3/24/15)

Career-High Strikeouts: 6-2x, last vs. Portland (3/10/15)

Career-High Batters Faced: 27, vs. San Jose State (3/24/15)

Career-High Pitches: 103, vs. San Jose State (3/24/15)



Austin Woodward #36 RHP

Redshirt Junior • 6'2" • 197 • RS
 Bats/Throws: R/R
 Union, Ore.
 Cove/Linn-Benton CC

2015

Pitched in three games, all in relief, and was 1-0 with a 5.06 ERA in 5 1/3 innings ... Earned the win after allowing four hits and a run in 2 1/3 innings against Kansas (2/22) ... Worked three scoreless innings against Kansas State, striking out one (2/20).

Personal

Majoring in forest management ... Born May 18, 1993 in La Grande, Ore. ... Son of Debra and Chris Woodward ... Has two sisters, Chelsey and Karinda ... Enjoys hunting, hiking, camping, basketball and football in his spare time ... Member of National Honor Society senior year and Honor Roll all four years of high school ... Favorite athlete is Peyton Manning ... Chose Oregon State because "they are the top forestry school and their baseball program is great."

Career-High Innings: 3.0, vs. Kansas State (2/20/15)

Career-High Strikeouts: 1, vs. Kansas State (2/20/15)

Career-High Batters Faced: 11, vs. Kansas (2/22/15)

Career-High Pitches: 31, vs. Kansas (2/22/15)

Anderson, Jack

Year	Avg	GP	GS	AB	R	H	2B	3B	HR	RBI	TB	SLG%	BB	HBP	SO	GDP	OB%	SF	SH	SB	ATT	PO	A	E	FLD%
2015	.429	5	0	7	2	3	0	0	0	0	3	.429	2	0	2	0	.556	0	0	0	0	0	0	0	.000

Bauer, Clay

Year	ERA	W	L	App	GS	CG	SHO	CBO	SV	IP	H	R	ER	BB	SO	2B	3B	HR	BF	B/Avg	WP	HBP	BK	SFA	SHA
2013	5.40	0	0	1	1	0	0	0	0	1.2	1	1	1	2	1	0	0	0	8	.167	1	0	0	0	0
2015	7.71	0	0	5	0	0	0	0	0	4.2	4	4	4	1	5	1	0	1	21	.222	2	1	0	0	1
TOTAL	7.11	0	0	6	1	0	0	0	0	6.1	5	5	5	3	6	1	0	1	29	.208	3	1	0	0	1

Cary, Elliott

Year	Avg	GP	GS	AB	R	H	2B	3B	HR	RBI	TB	SLG%	BB	HBP	SO	GDP	OB%	SF	SH	SB	ATT	PO	A	E	FLD%
2015	.258	36	24	93	17	24	1	1	1	13	30	.323	10	2	29	0	.343	0	1	1	3	35	2	1	.974

Church, Scotland

2006 & 2007 NATIONAL CHAMPIONS

5 College World Series Appearances: 1952, 2005, 2006, 2007, 2013 | **5 NCAA Super Regional Appearances:** 2005, 2006, 2007, 2011, 2013

16 NCAA Regional Appearances: 1952, 1962, 1963, 1983, 1985, 1986, 2005, 2006, 2007, 2009, 2010, 2011, 2012, 2013, 2014, 2015



2015 OREGON STATE SEASON IN REVIEW

CAREER STATISTICS

TWITTER.COM/BEAVER_BASEBALL
 INSTAGRAM.COM/BEAVERBASEBALL
 FACEBOOK.COM/OREGONSTATEBASEBALL

Year	Avg	GP	GS	AB	R	H	2B	3B	HR	RBI	TB	SLG%	BB	HBP	SO	GDP	OB%	SF	SH	SB	ATT	PO	A	E	FLD%
2015	.243	17	11	37	5	9	2	0	0	4	11	.297	1	0	5	1	.256	1	0	2	2	18	4	1	.957

Year	ERA	W	L	App	GS	CG	SHO	CBO	SV	IP	H	R	ER	BB	SO	2B	3B	HR	BF	B/Avg	WP	HBP	BK	SFA	SHA
2015	0.00	1	0	12	0	0	0	0	0	17.2	10	3	0	12	8	2	0	0	71	.179	2	1	0	0	2

Clark, Gabe

Year	Avg	GP	GS	AB	R	H	2B	3B	HR	RBI	TB	SLG%	BB	HBP	SO	GDP	OB%	SF	SH	SB	ATT	PO	A	E	FLD%
2013	.161	15	7	31	3	5	1	1	0	4	8	.258	4	1	11	0	.278	0	0	0	0	2	0	0	1.000
2014	.280	50	45	157	24	44	10	1	1	34	59	.376	20	6	27	4	.374	4	2	0	0	173	6	2	.989
2015	.237	37	29	114	18	27	3	1	8	26	56	.491	17	4	28	1	.350	2	0	1	1	13	2	0	1.000
TOTAL	.252	102	81	302	45	76	14	3	9	64	123	.407	41	11	66	5	.356	6	2	1	1	188	8	2	.990

Donahue, Christian

Year	Avg	GP	GS	AB	R	H	2B	3B	HR	RBI	TB	SLG%	BB	HBP	SO	GDP	OB%	SF	SH	SB	ATT	PO	A	E	FLD%
2015	.287	51	47	174	33	50	6	1	0	14	58	.333	15	3	38	3	.352	1	8	9	15	68	133	11	.948

Eckert, Travis

Year	ERA	W	L	App	GS	CG	SHO	CBO	SV	IP	H	R	ER	BB	SO	2B	3B	HR	BF	B/Avg	WP	HBP	BK	SFA	SHA
2015	4.08	6	2	16	16	0	0	0	0	90.1	87	43	41	30	50	16	3	3	386	.254	3	6	0	4	4

Flemer, Kevin

Year	ERA	W	L	App	GS	CG	SHO	CBO	SV	IP	H	R	ER	BB	SO	2B	3B	HR	BF	B/Avg	WP	HBP	BK	SFA	SHA
2014	3.68	0	0	9	0	0	0	3	0	7.1	3	5	3	6	3	1	0	0	32	.136	2	2	0	0	2
2015	2.76	1	1	10	1	0	0	1	0	16.1	8	6	5	13	13	2	0	1	67	.148	2	0	0	0	0
TOTAL	3.04	1	1	19	1	0	0	4	0	23.2	11	11	8	19	16	3	0	1	99	.145	4	2	0	0	2

Fox, Mak

Year	ERA	W	L	App	GS	CG	SHO	CBO	SV	IP	H	R	ER	BB	SO	2B	3B	HR	BF	B/Avg	WP	HBP	BK	SFA	SHA
2014	3.86	1	0	6	0	0	0	0	0	7.0	8	4	3	0	3	2	0	0	28	.320	0	2	0	1	0
2015	1.00	0	0	13	0	0	0	1	1	9.0	7	1	1	6	10	2	0	0	40	.212	1	0	1	1	0
TOTAL	2.25	1	0	19	0	0	0	1	1	16.0	15	5	4	6	13	4	0	0	68	.259	1	2	1	2	0

Gillette, Joe

Year	Avg	GP	GS	AB	R	H	2B	3B	HR	RBI	TB	SLG%	BB	HBP	SO	GDP	OB%	SF	SH	SB	ATT	PO	A	E	FLD%
2015	.283	34	23	92	14	26	2	3	2	11	40	.435	5	1	27	1	.323	1	1	1	1	26	2	2	.933

Gretler, Michael

Year	Avg	GP	GS	AB	R	H	2B	3B	HR	RBI	TB	SLG%	BB	HBP	SO	GDP	OB%	SF	SH	SB	ATT	PO	A	E	FLD%
2015	.171	41	32	105	6	18	1	0	0	12	19	.181	14	0	21	1	.267	1	7	2	3	15	59	8	.902

Hamilton, Caleb

Year	Avg	GP	GS	AB	R	H	2B	3B	HR	RBI	TB	SLG%	BB	HBP	SO	GDP	OB%	SF	SH	SB	ATT	PO	A	E	FLD%
2014	.231	54	50	182	21	42	6	1	1	18	53	.291	25	6	39	2	.338	3	5	7	9	31	94	5	.962
2015	.229	56	53	192	38	44	3	2	4	21	63	.328	26	0	34	3	.321	0	7	5	7	68	146	11	.951
TOTAL	.230	110	103	374	59	86	9	3	5	39	116	.310	51	6	73	5	.329	3	12	12	16	99	240	16	.955

Harrison, KJ

Year	Avg	GP	GS	AB	R	H	2B	3B	HR	RBI	TB	SLG%	BB	HBP	SO	GDP	OB%	SF	SH	SB	ATT	PO	A	E	FLD%
2015	.309	58	58	220	40	68	12	3	10	60	116	.527	30	9	53	4	.401	8	0	1	1	573	35	3	.995

Heimlich, Luke

Year	ERA	W	L	App	GS	CG	SHO	CBO	SV	IP	H	R	ER	BB	SO	2B	3B	HR	BF	B/Avg	WP	HBP	BK	SFA	SHA
2015	3.61	2	5	29	2	0	0	1	4	52.1	43	28	21	17	35	5	4	1	222	.226	5	5	1	3	7

Hendrix, Jeff

Year	Avg	GP	GS	AB	R	H	2B	3B	HR	RBI	TB	SLG%	BB	HBP	SO	GDP	OB%	SF	SH	SB	ATT	PO	A	E	FLD%
2013	.259	32	4	27	4	7	0	0	0	3	7	.259	1	1	10	0	.310	0	0	4	4	20	0	0	1.000
2014	.351	46	43	171	42	60	11	5	2	32	87	.509	19	13	35	0	.447	3	0	4	5	104	2	3	.972
2015	.339	58	58	221	45	75	15	5	6	34	118	.534	38	6	39	3	.446	2	7	5	6	143	1	0	1.000
TOTAL	.339	136	105	419	91	142	26	10	8	69	212	.506	58	20	84	3	.438	5	7	13	15	267	3	3	.989

Hickey, Mitch

Year	ERA	W	L	App	GS	CG	SHO	CBO	SV	IP	H	R	ER	BB	SO	2B	3B	HR	BF	B/Avg	WP	HBP	BK	SFA	SHA
2015	2.28	4	1	27	0	0	0	2	11	27.2	19	8	7	17	21	8	0	1	116	.204	4	4	0	2	0

Howard, Michael

Year	Avg	GP	GS	AB	R	H	2B	3B	HR	RBI	TB	SLG%	BB	HBP	SO	GDP	OB%	SF	SH	SB	ATT	PO	A	E	FLD%
2014	.260	43	34	123	15	32	6	0	0	12	38	.309	20	0	22	4	.359	2	6	1	2	33	0	0	1.000
2015	.225	34	20	71	8	16	1	0	3	12	26	.366	9	0	14	0	.309	1	3	0	0	30	0	1	.968
TOTAL	.247	77	54	194	23	48	7	0	3	24	64	.330	29	0	36	4	.341	3	9	1	2	63	0	1	.984

Ice, Logan

Year	Avg	GP	GS	AB	R	H	2B	3B	HR	RBI	TB	SLG%	BB	HBP	SO	GDP	OB%	SF	SH	SB	ATT	PO	A	E	FLD%
2014	.250	59	53	172	23	43	5	0	0	19	48	.279	40	3	26	6	.393	4	8	5	5	326	57	0	1.000
2015	.276	51	34	123	16	34	8	1	3	22	53	.431	17	3	22	6	.362	6	7	0	0	263	39	0	1.000
TOTAL	.261	110	87	295	39	77	13	1	3	41	101	.342	57	6	48	12	.380	10	15	5	5	589	96	0	1.000

Jansen, Joey

Year	Avg	GP	GS	AB	R	H	2B	3B	HR	RBI	TB	SLG%	BB	HBP	SO	GDP	OB%	SF	SH	SB	ATT	PO	A	E	FLD%
2013	.279	31	13	43	3	12	2	0	0	6	14	.326	6	1	11	0	.380	0	2	1	3	31	0	0	1.000
2015	.125	45	2	16	7	2	0	0	0	1	2	.125	2	1	6	0	.263	0	1	1	1	16	0	1	.941
TOTAL	.237	76	15	59	10	14	2	0	0	7	16	.271	8	2	17	0	.348	0	3	2	4	47	0	1	.979



King, Billy

Year	Avg	GP	GS	AB	R	H	2B	3B	HR	RBI	TB	SLG%	BB	HBP	SO	GDP	OB%	SF	SH	SB	ATT	PO	A	E	FLD%
2014	.091	8	2	11	1	1	0	0	0	1	1	.091	2	0	4	1	.231	0	0	0	0	12	0	1	.923
2015	.272	46	24	103	13	28	7	1	0	21	37	.359	7	3	21	0	.336	0	0	2	3	28	3	0	1.000
TOTAL	.254	54	26	114	14	29	7	1	0	22	38	.333	9	3	25	1	.325	0	0	2	3	40	3	1	.977

Lund, Dane

Year	Avg	GP	GS	AB	R	H	2B	3B	HR	RBI	TB	SLG%	BB	HBP	SO	GDP	OB%	SF	SH	SB	ATT	PO	A	E	FLD%
2015	.310	26	18	58	15	18	2	1	0	5	22	.379	6	0	8	0	.375	0	8	2	3	86	20	2	.981

Mets, Ryan

Year	ERA	W	L	App	GS	CG	SHO	CBO	SV	IP	H	R	ER	BB	SO	2B	3B	HR	BF	B/Avg	WP	HBP	BK	SFA	SHA
2015	3.38	0	0	6	0	0	0	0	0	2.2	2	1	1	0	2	0	0	1	11	.200	0	1	0	0	0

Mildenberg, Tyler

Year	Avg	GP	GS	AB	R	H	2B	3B	HR	RBI	TB	SLG%	BB	HBP	SO	GDP	OB%	SF	SH	SB	ATT	PO	A	E	FLD%
2014	.375	12	0	8	2	3	0	0	0	1	3	.375	3	0	2	0	.545	0	1	0	0	0	1	0	1.000
2015	.333	10	0	6	3	2	0	0	0	1	2	.333	0	0	3	0	.333	0	3	0	0	0	2	0	1.000
TOTAL	.357	22	0	14	5	5	0	0	0	2	5	.357	3	0	5	0	.471	0	4	0	0	0	3	0	1.000

Moore, Andrew

Year	ERA	W	L	App	GS	CG	SHO	CBO	SV	IP	H	R	ER	BB	SO	2B	3B	HR	BF	B/Avg	WP	HBP	BK	SFA	SHA
2013	1.79	14	2	19	18	3	3	3	1	131.0	93	33	26	28	72	17	1	4	508	.207	6	11	0	5	14
2014	2.77	6	5	16	14	0	0	2	0	94.1	97	37	29	26	68	12	1	2	403	.271	1	6	0	1	12
2015	1.91	7	2	16	16	3	2	1	0	122.1	86	31	26	21	111	22	2	4	469	.200	0	4	0	4	10
TOTAL	2.10	27	9	51	48	6	5	6	1	347.2	276	101	81	75	251	51	4	10	1380	.223	7	21	0	10	36

Morrison, Trevor

Year	Avg	GP	GS	AB	R	H	2B	3B	HR	RBI	TB	SLG%	BB	HBP	SO	GDP	OB%	SF	SH	SB	ATT	PO	A	E	FLD%
2014	.225	59	59	204	40	46	3	5	0	17	59	.289	34	6	50	1	.350	2	7	8	9	79	180	9	.966
2015	.317	42	40	145	24	46	5	2	1	18	58	.400	19	5	23	0	.412	1	6	2	4	60	128	6	.969
TOTAL	.264	101	99	349	64	92	8	7	1	35	117	.335	53	11	73	1	.375	3	13	10	13	139	308	15	.968

Nobach, Kyle

Year	Avg	GP	GS	AB	R	H	2B	3B	HR	RBI	TB	SLG%	BB	HBP	SO	GDP	OB%	SF	SH	SB	ATT	PO	A	E	FLD%
2015	.317	52	42	161	22	51	15	0	2	27	72	.447	16	2	23	4	.377	4	3	8	10	111	1	2	.982

Pomeroy, John

Year	ERA	W	L	App	GS	CG	SHO	CBO	SV	IP	H	R	ER	BB	SO	2B	3B	HR	BF	B/Avg	WP	HBP	BK	SFA	SHA
2014	0.00	0	0	1	0	0	0	0	0	0.0	0	1	0	1	0	0	0	0	1	.000	0	0	0	0	0
2015	5.91	2	0	15	0	0	0	1	0	10.2	7	7	7	9	8	2	0	1	48	.194	2	2	0	0	1
TOTAL	5.91	2	0	16	0	0	0	1	0	10.2	7	8	7	10	8	2	0	1	49	.194	2	2	0	0	1

Rasmussen, Drew

Year	ERA	W	L	App	GS	CG	SHO	CBO	SV	IP	H	R	ER	BB	SO	2B	3B	HR	BF	B/Avg	WP	HBP	BK	SFA	SHA
2015	2.80	7	4	19	14	2	2	1	0	106.0	86	36	33	30	82	11	2	2	432	.223	6	5	2	4	8

Reser, Zack

Year	ERA	W	L	App	GS	CG	SHO	CBO	SV	IP	H	R	ER	BB	SO	2B	3B	HR	BF	B/Avg	WP	HBP	BK	SFA	SHA
2012	6.75	0	0	10	0	0	0	0	0	5.1	7	4	4	4	4	0	1	0	28	.333	4	2	0	0	0
2013	6.23	0	0	7	0	0	0	1	0	4.1	3	3	3	3	4	0	0	0	19	.214	1	1	0	1	0
2014	1.71	5	0	19	0	0	0	3	1	26.1	24	5	5	7	14	3	0	2	111	.255	3	6	0	2	2
2015	7.50	0	1	8	0	0	0	1	0	6.0	11	8	5	3	8	1	1	1	32	.393	0	0	0	0	1
TOTAL	3.64	5	1	44	0	0	0	5	1	42.0	45	20	17	17	30	4	2	3	190	.287	8	9	0	3	3

Shelton, Trent

Year	ERA	W	L	App	GS	CG	SHO	CBO	SV	IP	H	R	ER	BB	SO	2B	3B	HR	BF	B/Avg	WP	HBP	BK	SFA	SHA
2014	4.72	0	0	16	0	0	0	2	2	13.1	15	7	7	6	9	3	2	0	60	.283	1	0	0	1	0
2015	6.75	0	0	5	0	0	0	0	0	2.2	3	2	2	3	0	1	0	1	13	.300	1	0	0	0	0
TOTAL	5.06	0	0	21	0	0	0	2	2	16.0	18	9	9	9	9	4	2	1	73	.286	2	0	0	1	0

Soto, Jackson

Year	Avg	GP	GS	AB	R	H	2B	3B	HR	RBI	TB	SLG%	BB	HBP	SO	GDP	OB%	SF	SH	SB	ATT	PO	A	E	FLD%
2015	.000	4	0	4	0	0	0	0	0	0	0	.000	0	0	3	0	.000	0	0	0	0	0	0	0	.000

Thompson, Jake

Year	ERA	W	L	App	GS	CG	SHO	CBO	SV	IP	H	R	ER	BB	SO	2B	3B	HR	BF	B/Avg	WP	HBP	BK	SFA	SHA
2014	4.25	3	2	14	6	0	0	2	0	36.0	25	17	17	21	23	6	1	1	158	.203	8	5	0	1	8
2015	9.95	0	1	3	3	0	0	0	0	6.1	12	8	7	4	4	3	0	0	36	.387	0	1	0	0	0
TOTAL	5.10	3	3	17	9	0	0	2	0	42.1	37	25	24	25	27	9	1	1	194	.240	8	6	0	1	8

Tweedt, Sam

Year	ERA	W	L	App	GS	CG	SHO	CBO	SV	IP	H	R	ER	BB	SO	2B	3B	HR	BF	B/Avg	WP	HBP	BK	SFA	SHA
2015	2.85	8	1	21	6	0	0	1	0	47.1	35	18	15	18	32	11	2	2	195	.207	2	4	0	0	4

Woodward, Austin

Year	ERA	W	L	App	GS	CG	SHO	CBO	SV	IP	H	R	ER	BB	SO	2B	3B	HR	BF	B/Avg	WP	HBP	BK	SFA	SHA
2015	5.06	1	0	3	0	0	0	0	0	5.1	6	3	3	0	1	0	1	2	21	.286	0	0	0	0	0



2015 OREGON STATE SEASON IN REVIEW

OVERALL STATISTICS

TWITTER.COM/BEAVER_BASEBALL
 INSTAGRAM.COM/BEAVERBASEBALL
 FACEBOOK.COM/OREGONSTATEBASEBALL

(All games Sorted by Batting avg)

Record: 39-18-1 Home: 23-6-1 Away: 9-8 Neutral: 7-4 Pac-12: 19-10-1

Player	avg	gp-gs	ab	r	h	2b	3b	hr	rbi	tb	slg%	bb	hp	so	gdp	ob%	sf	sh	sb-att	po	a	e	fld%
29 Anderson, Jack	.429	5-0	7	2	3	0	0	0	0	3	.429	2	0	2	0	.556	0	0	0-0	0	0	0	.000
40 Hendrix, Jeff	.339	58-58	221	45	75	15	5	6	34	118	.534	38	6	39	3	.446	2	7	5-6	143	1	0	1.000
4 Mildenberg, Tyler	.333	10-0	6	3	2	0	0	0	1	2	.333	0	0	3	0	.333	0	3	0-0	0	2	0	1.000
7 Morrison, Trevor	.317	42-40	145	24	46	5	2	1	18	58	.400	19	5	23	0	.412	1	6	2-4	60	128	6	.969
28 Nobach, Kyle	.317	52-42	161	22	51	15	0	2	27	72	.447	16	2	23	4	.377	4	3	8-10	111	1	2	.982
18 Lund, Dane	.310	26-18	58	15	18	2	1	0	5	22	.379	6	0	8	0	.375	0	8	2-3	86	20	2	.981
24 Harrison, KJ	.309	58-58	220	40	68	12	3	10	60	116	.527	30	9	53	4	.401	8	0	1-1	573	35	3	.995
1 Donahue, Christian	.287	51-47	174	33	50	6	1	0	14	58	.333	15	3	38	3	.352	1	8	9-15	68	133	11	.948
2 Gillette, Joe	.283	34-23	92	14	26	2	3	2	11	40	.435	5	1	27	1	.323	1	1	1-1	26	2	2	.933
33 Ice, Logan	.276	51-34	123	16	34	8	1	3	22	53	.431	17	3	22	6	.362	6	7	0-0	263	39	0	1.000
19 King, Billy	.272	46-24	103	13	28	7	1	0	21	37	.359	7	3	21	0	.336	0	0	2-3	28	3	0	1.000
9 Cary, Elliott	.258	36-24	93	17	24	1	1	1	13	30	.323	10	2	29	0	.343	0	1	1-3	35	2	1	.974
3 Church, Scotland	.243	17-11	37	5	9	2	0	0	4	11	.297	1	0	5	1	.256	1	0	2-2	18	4	1	.957
16 Clark, Gabe	.237	37-29	114	18	27	3	1	8	26	56	.491	17	4	28	1	.350	2	0	1-1	13	2	0	1.000
14 Hamilton, Caleb	.229	56-53	192	38	44	3	2	4	21	63	.328	26	0	34	3	.321	0	7	5-7	68	146	11	.951
30 Howard, Michael	.225	34-20	71	8	16	1	0	3	12	26	.366	9	0	14	0	.309	1	3	0-0	30	0	1	.968
10 Gretler, Michael	.171	41-32	105	6	18	1	0	0	12	19	.181	14	0	21	1	.267	1	7	2-3	15	59	8	.902
45 Jansen, Joey	.125	45-2	16	7	2	0	0	0	1	2	.125	2	1	6	0	.263	0	1	1-1	16	0	1	.941
11 Soto, Jackson	.000	4-0	4	0	0	0	0	0	0	0	.000	0	0	3	0	.000	0	0	0-0	0	0	0	.000
25 Rasmussen, Drew	.000	4-4	0	0	0	0	0	0	0	0	.000	0	0	0	0	.000	0	0	0-0	3	22	0	1.000
23 Moore, Andrew	.000	1-1	0	0	0	0	0	0	0	0	.000	0	0	0	0	.000	0	0	0-0	10	13	0	1.000
32 Eckert, Travis	.000	2-2	0	0	0	0	0	0	0	0	.000	0	0	0	0	.000	0	0	0-0	7	14	1	.955
Totals	.279	58	1942	326	541	83	21	40	302	786	.405	234	39	399	27	.363	28	62	42-60	1582	661	53	.977
Opponents	.224	58	1906	207	426	87	15	21	188	606	.318	184	34	390	44	.301	18	38	23-47	1531	644	63	.972

LOB - Team (448), Opp (391). DP's turned - Team (54), Opp (45).

(All games Sorted by Earned run avg)

Player	era	w-l	app	gs	cg	sho	sv	ip	h	r	er	bb	so	2b	3b	hr	b/avg	wp	hp	bk	sfa	sha
3 Church, Scotland	0.00	1-0	12	0	0	0/0	0	17.2	10	3	0	12	8	2	0	0	.179	2	1	0	0	2
17 Fox, Mak	1.00	0-0	13	0	0	0/1	1	9.0	7	1	1	6	10	2	0	0	.212	1	0	1	1	0
23 Moore, Andrew	1.91	7-2	16	16	3	2/1	0	122.1	86	31	26	21	111	22	2	4	.200	0	4	0	4	10
20 Hickey, Mitch	2.28	4-1	27	0	0	0/2	11	27.2	19	8	7	17	21	8	0	1	.204	4	4	0	2	0
31 Flemer, Kevin	2.76	1-1	10	1	0	0/1	0	16.1	8	6	5	13	13	2	0	1	.148	2	0	0	0	0
25 Rasmussen, Drew	2.80	7-4	19	14	2	2/1	0	106.0	86	36	33	30	82	11	2	2	.223	6	5	2	4	8
12 Tweedt, Sam	2.85	8-1	21	6	0	0/1	0	47.1	35	18	15	18	32	11	2	2	.207	2	4	0	0	4
6 Mets, Ryan	3.38	0-0	6	0	0	0/0	0	2.2	2	1	1	0	2	0	0	1	.200	0	1	0	0	0
15 Heimlich, Luke	3.61	2-5	29	2	0	0/1	4	52.1	43	28	21	17	35	5	4	1	.226	5	5	1	3	7
32 Eckert, Travis	4.08	6-2	16	16	0	0/0	0	90.1	87	43	41	30	50	16	3	3	.254	3	6	0	4	4
36 Woodward, Austin	5.06	1-0	3	0	0	0/0	0	5.1	6	3	3	0	1	0	1	2	.286	0	0	0	0	0
35 Pomeroy, John	5.91	2-0	15	0	0	0/1	0	10.2	7	7	7	9	8	2	0	1	.194	2	2	0	0	1
26 Shelton, Trent	6.75	0-0	5	0	0	0/0	0	2.2	3	2	2	3	0	1	0	1	.300	1	0	0	0	0
38 Reser, Zack	7.50	0-1	8	0	0	0/1	0	6.0	11	8	5	3	8	1	1	1	.393	0	0	0	0	1
34 Bauer, Clay	7.71	0-0	5	0	0	0/0	0	4.2	4	4	4	1	5	1	0	1	.222	2	1	0	0	1
44 Thompson, Jake	9.95	0-1	3	3	0	0/0	0	6.1	12	8	7	4	4	3	0	0	.387	0	1	0	0	0
Totals	3.02	39-18	58	58	5	7/3	16	527.1	426	207	177	184	390	87	15	21	.224	30	34	4	18	38
Opponents	5.03	18-39	58	58	2	0/0	10	510.1	541	326	285	234	399	83	21	40	.279	48	39	10	28	62

PB - Team (5), Lund, D. 3, Harrison, K. 2, Opp (6). Pickoffs - Team (4), Rasmussen, D 1, Lund, D. 1, Moore, A. 1, Reser, Z. 1, Opp (8).



Date	Opponent	Score/Time (PT)	OSU	OPP	Win/Loss/Save	Rec.	Pac-12	Pos.	GB	Time	Att.
			R-H-E	R-H-E							
2/13	vs. Northwestern	W, 2-1	2-8-1	1-6-0	Hickey (1-0)/Bordignon (0-1)	1-0	-	-	-	2:46	1,784
2/14	vs. Michigan State	W, 4-3 (10)	4-10-1	3-7-1	Tweedt (1-0)/Troop (0-1)	2-0	-	-	-	3:17	2,106
2/15	vs. New Mexico	L, 4-7	4-7-1	7-9-1	Gonzalez (1-0)/Flemer (0-1)	2-1	-	-	-	3:09	1,665
2/16	vs. New Mexico	L, 2-5	2-7-1	5-13-1	Stevens (1-0)/Thompson (0-1)/Estrella (1)	2-2	-	-	-	2:45	1,453
2/19	vs. #19 Oklahoma State	W, 5-3	5-14-0	3-9-1	Moore (1-0)/Nurdin (0-1)/Hickey (1)	3-2	-	-	-	2:57	2,112
2/20	vs. Kansas State	W, 10-9	10-14-0	9-13-3	Hickey (2-0)/Floyd (1-2)	4-2	-	-	-	3:16	2,301
2/21	vs. Oklahoma	L, 6-9	6-12-2	9-8-0	Hansen (1-1)/Heimlich (0-1)/Neuse (1)	4-3	-	-	-	2:47	2,674
2/22	vs. Kansas	W, 15-5	15-13-0	5-11-2	Woodward (1-0)/Rackoski (0-1)	5-3	-	-	-	2:48	1,765
2/27	Grambling State	W, 10-7	10-9-1	7-7-0	Hickey (3-0)/Hoover (0-2)	6-3	-	-	-	3:11	2,391
2/28	Grambling State	W, 25-3	25-21-2	3-4-1	Rasmussen (1-0)/Wilson (1-2)	7-3	-	-	-	2:43	0
2/28	Grambling State	W, 9-2	9-13-3	2-5-1	Eckert (1-0)/Holbrook (0-2)	8-3	-	-	-	2:39	3,003
3/3	at Portland	W, 14-2	14-18-1	2-6-2	Tweedt (2-0)/Doherty (0-2)	9-3	-	-	-	2:49	858
3/6	Fresno State	W, 2-1 (11)	2-5-0	1-3-0	Hickey (4-0)/Munro (0-1)	10-3	-	-	-	2:35	2,791
3/7	Fresno State	W, 5-2	5-6-1	2-9-2	Rasmussen (2-0)/Lee (1-2)/Hickey (2)	11-3	-	-	-	2:28	0
3/7	Fresno State	W, 12-2	12-16-0	2-4-0	Eckert (2-0)/Topoozian (0-2)	12-3	-	-	-	2:23	3,261
3/8	Fresno State	W, 2-1	2-6-3	1-5-1	Flemer (1-1)/Mundell (1-1)/Heimlich (1)	13-3	-	-	-	2:48	2,812
3/10	Portland	W, 12-3	12-13-0	3-4-2	Tweedt (3-0)/Wilcox (1-2)	14-3	-	-	-	2:44	2,347
3/13	at #12 Arizona St. *	W, 1-0	1-5-1	0-8-2	Pomeroy (1-0)/Gillies (0-2)/Hickey (4)	15-3	1-0	T1	+1.0	2:39	3,835
3/14	at #12 Arizona St. * %	L, 3-4	3-13-0	4-13-0	Burr (3-0)/Reser (0-1)	15-4	1-1	T2	-1.0	3:06	3,829
3/15	at #12 Arizona St. * %	L, 4-7	4-10-3	7-7-1	Aboites (1-2)/Heimlich (0-2)/Burr (7)	15-5	1-2	T7	-1.0	2:53	3,065
3/20	Washington St. * %	W, 5-2	5-7-1	2-6-0	Moore (2-0)/Kaprielian (6-2)/Heimlich (3)	16-5	2-2	T5	-1.0	2:48	2,497
3/21	Washington St. *	W, 3-0	3-5-0	0-0-3	Rasmussen (3-0)/Pistorese (3-2)	17-5	3-2	T4	-1.0	1:44	2,785
3/22	Washington St. * %	W, 2-1 (11)	2-8-0	1-10-2	Heimlich (1-2)/Hamilton (0-1)	18-5	4-2	T3	-1.0	3:30	2,748
3/24	San Jose State	W, 6-1	6-8-0	1-3-1	Tweedt (4-0)/Contrades (2-4)	19-5	-	-	-	2:21	2,292
3/25	San Jose State	W, 8-2	8-10-0	2-3-2	Pomeroy (2-0)/Slaney (1-2)	20-5	-	-	-	2:31	2,343
3/27	Cal Poly	L, 1-8	1-3-1	8-13-0	Bloomquist (2-2)/Moore (2-1)	20-6	-	-	-	2:30	2,722
3/28	Cal Poly	L, 2-7	2-9-1	7-11-0	Smith (2-4)/Rasmussen (3-1)/Zandona (4)	20-7	-	-	-	2:51	2,807
3/29	Cal Poly	W, 4-2	4-5-1	2-6-0	Eckert (3-0)/Gomez (0-2)/Hickey (4)	21-7	-	-	-	2:42	2,746
4/2	at #7 UCLA * %	W, 3-2	3-7-1	2-5-2	Moore (7-2)/Kaprielian (6-2)/Heimlich (2)	22-7	5-2	T5	-1.5	3:26	956
4/3	at #7 UCLA * %	L, 1-4	1-5-2	4-8-1	Watson (5-2)/Rasmussen (3-2)/Berg (7)	22-8	5-3	6	-2.5	2:57	1,324
4/4	at #7 UCLA * %	L, 5-10	5-6-0	10-14-2	Berg (3-0)/Heimlich (1-3)	22-9	5-4	6	-3.5	3:37	1,337
4/10	at Oregon * ^	L, 2-3	2-11-4	3-2-1	Cleavinger (2-1)/Heimlich (1-4)	22-10	5-5	6	-4.5	3:33	2,811
4/11	at Oregon * %	W, 4-2	4-6-0	2-3-4	Rasmussen (4-2)/Peterson (2-5)/Fox (1)	23-10	6-5	T5	-3.5	3:37	2,462
4/12	at Oregon * %	L, 9-10	9-12-2	10-12-2	Graham (2-0)/Heimlich (1-5)/Cleavinger (4)	23-11	6-6	5	-4.5	3:29	2,824
4/14	vs. Portland #	6:35 p.m.			Postponed, Rain						
4/17	Arizona *	W, 3-1	3-9-0	1-5-0	Moore (4-1)/Hamlin (4-2)	24-11	7-6	5	-4.0	2:08	3,106
4/18	Arizona *	L, 1-3	1-9-0	3-4-0	Bannister (6-1)/Rasmussen (4-3)/Talley (1)	24-12	7-7	6	-5.0	2:36	3,351
4/19	Arizona *	W, 5-3	5-7-1	3-7-0	Eckert (4-0)/Dalbec (2-4)/Hickey (5)	25-12	8-7	5	-4.5	2:57	3,048
4/24	#10 USC *	L, 3-11	3-7-1	11-13-0	Gilbert (3-1)/Moore (4-2)	25-13	8-8	5	-4.5	2:46	2,701
4/25	#10 USC *	W, 3-2	3-5-0	2-7-0	Tweedt (5-0)/Huberman (6-2)	26-13	9-8	5	-4.5	2:31	2,819
4/26	#10 USC *	W, 9-6	9-11-3	6-8-0	Heimlich (2-5)/Hart (6-2)/Hickey (6)	27-13	10-8	5	-4.5	3:30	2,916
4/30	at Washington * %	W, 4-2 (10)	4-10-1	2-4-2	Tweedt (6-0)/Rallings (3-4)/Hickey (7)	28-13	11-8	5	-4.0	2:57	1,086
5/1	at Washington * %	L, 6-8	6-8-1	8-14-2	Davis (6-5)/Tweedt (6-1)/Rallings (2)	28-14	11-9	5	-4.5	3:03	1,522
5/2	at Washington * %	W, 4-1	4-10-0	1-4-0	Eckert (5-0)/Fredendall (3-1)/Hickey (8)	29-14	12-9	5	-4.0	3:02	2,360
5/5	Oregon %	W, 10-2	10-13-2	2-5-1	Tweedt (7-1)/Graham (2-1)/Heimlich (3)	30-14	-	-	-	3:23	2,747
5/8	Utah *	W, 3-0	3-6-1	0-6-1	Moore (5-2)/Helton (2-7)	31-14	13-9	5	-4.0	2:41	2,812
5/9	Utah *	W, 2-0	2-9-1	0-5-1	Rasmussen (5-3)/Carroll (5-7)/Hickey (9)	32-14	14-9	T3	-4.0	2:19	3,280
5/10	Utah *	T, 2-2 (15)	2-8-0	2-7-1		32-14-1	14-9-1	5	-3.5	4:04	3,037
5/13	vs. Portland #	W, 20-0	20-24-1	0-7-2	Tweedt (8-1)/Wilcox (1-5)	33-14-1	-	-	-	2:45	2,119
5/15	at Stanford * %	W, 5-2	5-8-0	2-11-2	Moore (6-2)/Hanewich (3-6)/Heimlich (5)	34-14-1	15-9-1	T2	-3.5	3:15	3,453
5/16	at Stanford * %	W, 7-5	7-10-0	5-4-3	Rasmussen (6-3)/Brakeman (1-4)/Hickey (10)	35-14-1	16-9-1	T2	-3.5	3:13	1,935
5/17	at Stanford * %	W, 12-3	12-13-0	3-8-3	Eckert (6-0)/Castellanos (2-3)	36-14-1	17-9-1	2	-3.5	3:31	2,714
5/19	Oregon %	L, 2-3 (11)	2-6-3	3-10-1	Cleavinger (4-2)/Hickey (4-1)	36-15-1	-	-	-	4:00	2,960
5/22	#25 California * %	W, 4-0	4-6-0	0-2-0	Moore (7-2)/Jefferies (5-5)	37-15-1	18-9-1	2	-3.5	2:12	3,006
5/23	#25 California * %	W, 9-0	9-12-1	0-6-2	Rasmussen (7-3)/Mason (6-3)	38-15-1	19-9-1	2	-2.5	2:39	3,358
5/24	#25 California * %	L, 3-7	3-6-0	7-13-0	Ladrech (7-4)/Eckert (6-1)	38-16-1	19-10-1	2	-2.5	2:47	3,368
5/29	vs. Texas \$	W, 5-4	5-12-0	4-9-0	Church (1-0)/Bellow (3-2)	39-16-1	-	-	-	2:57	2,643
5/31	vs. VCU \$	L, 1-5	1-5-1	5-9-1	Dwyer (10-2)/Rasmussen (7-4)/Concepcion (14)	39-17-1	-	-	-	2:40	1,779
5/31	at #13 Dallas Baptist \$	L, 1-7	1-4-2	7-11-0	Stutzman (8-1)/Eckert (6-2)	39-18-1	-	-	-	3:12	2,297

Key
 * Pac-12 Conference Game
 % Game airs on Pac-12 Networks
 ^ Game airs on ESPNU
 # Keizer, Ore.
 \$ NCAA Dallas Regional



2015 OREGON STATE SEASON IN REVIEW

AT A GLANCE/HOME RUN BREAKDOWN

TWITTER.COM/BEAVER_BASEBALL
INSTAGRAM.COM/BEAVERBASEBALL
FACEBOOK.COM/OREGONSTATEBASEBALL

At A Glance

Category	Home	Road	Neut.	Overall
Record	23-6-1	9-8-0	7-4-0	39-18-1
Pac-12 record	11-3-1	8-7-0	0-0-0	19-10-1
Non-Con. record	12-3-0	1-1-0	7-4-0	20-8-0
Versus Top 25	4-2-0	2-5-0	1-0-0	7-7-0
Versus Top 10	2-1-0	1-2-0	0-0-0	3-3-0
February	3-0-0	0-0-0	5-3-0	8-3-0
March	11-2-0	2-2-0	0-0-0	13-4-0
April	4-2-0	3-4-0	0-0-0	7-6-0
May	5-2-1	4-2-0	2-1-0	11-5-1
June	0-0-0	0-0-0	0-0-0	0-0-0
Sunday	5-1-1	1-3-0	1-2-0	7-6-1
Monday	0-0-0	0-0-0	0-1-0	0-1-0
Tuesday	3-1-0	0-0-0	0-0-0	3-1-0
Wednesday	1-0-0	1-0-0	1-0-0	3-0-0
Thursday	0-0-0	2-0-0	1-0-0	3-0-0
Friday	6-2-0	2-3-0	3-0-0	11-5-0
Saturday	8-2-0	3-2-0	1-1-0	12-5-0
Black uniforms	5-0-0	1-3-0	2-2-0	8-5-0
Creme Uniforms	5-1-1	0-0-0	2-0-0	7-1-1
Gray uniforms	0-0-0	6-2-0	0-0-0	6-2-0
Orange uniforms	6-2-0	2-3-0	2-1-0	10-6-0
White uniforms	7-3-0	0-0-0	1-1-0	8-4-0
Day	13-3-1	3-3-0	6-4-0	22-10-1
Night	10-3-0	6-5-0	1-0-0	17-8-0
vs. Left	4-3-0	3-5-0	2-2-0	9-10-0
vs. Right	19-3-0	6-3-0	5-2-0	30-8-1
Scoring first	18-3-1	8-4-0	4-2-0	30-9-1
0-2 runs	4-4-1	1-3-0	1-2-0	6-9-1
3-5 runs	9-2-0	5-3-0	3-1-0	17-6-0
6-9 runs	5-0-0	1-2-0	0-1-0	6-3-0
10+ runs	5-0-0	2-0-0	3-0-0	10-0-0
Opp. scores first	5-3-0	1-4-0	3-2-0	9-9-0
0-2 runs	18-0-1	7-0-1	2-0-1	27-0-1
3-5 runs	4-1-0	2-4-0	4-2-0	9-8-0
6-9 runs	2-3-0	0-2-0	1-2-0	3-7-0
10+ runs	0-1-0	0-2-0	0-0-0	0-3-0
1-run games	4-1-0	2-3-0	4-0-0	10-4-0
2-run games	4-1-0	3-1-0	1-0-0	8-2-0
5+ runs	8-3-0	2-1-0	2-0-0	12-4-0
Leading after 6	19-1-0	7-2-0	6-0-0	32-3-1
Leading after 7	20-1-1	7-1-0	6-0-0	33-2-1
Leading after 8	20-0-0	7-1-0	5-0-0	32-1-0
Trailing after 6	0-4-0	0-4-0	0-4-0	0-12-0
Trailing after 7	0-4-0	0-4-0	0-4-0	0-12-0
Trailing after 8	0-4-0	0-7-0	0-4-0	0-15-0
Extra-inning games	2-1-1	1-0-0	1-0-0	4-1-1
Shutouts	5-0-0	1-0-0	1-0-0	7-0-0
Following a win	15-4-1	7-4-0	2-3-0	24-11-1
Following a loss	6-1-0	2-4-0	3-1-0	11-6-0
Out-hit opponent	17-1-1	7-2-0	7-1-0	31-4-1
Opponent out-hit	4-4-0	2-5-0	0-3-0	6-12-0
Hits are equal	2-0-0	0-2-0	0-0-0	2-2-0
OSU Quality Start	18-3-1	7-3-0	4-0-0	29-6-1
Opp. Quality Start	9-3-1	2-3-0	0-1-0	11-7-1
Make 0 errors	10-1-1	5-3-0	4-0-0	19-4-1
Make 1 error	8-3-0	4-1-0	3-3-0	15-7-0
Make 2+ errors	5-1-0	0-5-0	0-1-0	5-7-0
Opp. w/ 0 errors	10-4-0	1-3-0	2-1-0	13-8-0
Opp. w/ 1 error	7-1-1	0-3-0	2-3-0	9-7-1
Opp. w/ 2+ errors	6-0-0	8-3-0	3-0-0	17-3-0

Home Run Breakdown

No.	Player	Date	Opponent/Pitcher	On	Inn.	Out	Count
1	Harrison (1)	2/14	Michigan State/Vieaux (L)	0	3	1	3-0
2	Harrison (2)	2/15	New Mexico/Bridges (R)	0	3	1	2-0
3	Hendrix (1)	2/15	New Mexico/Duree (R)	1	9	1	3-1
4	Harrison (3)	2/20	Kansas State/MaVorhis (R)	1	2	1	0-0
5	Clark (1)	2/21	Oklahoma/Rogers (R)	2	6	1	0-0
6	Harrison (4)	2/22	Kansas/Gilbert (R)	3	5	2	1-1
7	Hendrix (2)	2/22	Kansas/Kravetz (L)	0	7	1	2-1
8	Clark (2)	2/27	Grambling St./O'Bear (R)	0	5	2	1-1
9	Morrison (1)	2/28	Grambling St./Wilson (R)	1	4	2	0-0
10	Nobach (1)	2/28	Grambling St./Wilson (R)	1	5	2	2-1
11	Hamilton (1)	2/28	Grambling St./Williams (R)	1	6	1	2-2
12	Howard (1)	2/28	Grambling St./Dean (R)	1	8	2	2-1
13	Clark (3)	2/28	Grambling St./Holbrook (L)	1	4	1	1-0
14	Hendrix (3)	3/4	Portland/Doherty (L)	2	2	2	1-1
15	Gillette (1)	3/4	Portland/Barr (R)	1	3	0	1-1
16	Clark (4)	3/4	Portland/Fisher (R)	0	6	1	1-0
17	Hendrix (4)	3/6	Fresno State/Lambert (R)	0	6	0	2-2
18	Harrison (5)	3/6	Fresno State/Munro (R)	0	11	0	1-0
19	Clark (5)	3/7	Fresno State/Lee (L)	1	3	1	0-1
20	Harrison (6)	3/7	Fresno State/Topoozian (R)	0	1	2	1-1
21	Clark (6)	3/8	Fresno State/Mundell (R)	0	3	2	2-1
22	Harrison (7)	3/20	Washington St./Hartnett (R)	1	3	1	2-0
23	Clark (7)	3/25	San Jose State/Slaney (R)	3	7	2	2-1
24	Howard (2)	3/25	San Jose State/Johnson (R)	0	7	2	1-1
25	Cary (1)	4/4	UCLA/Canning (R)	1	4	1	2-0
26	Ice (1)	4/18	Arizona/Bannister (R)	0	4	2	3-2
27	Howard (3)	4/19	Arizona/Dalbec (R)	0	4	0	0-0
28	Hamilton (2)	4/24	USC/Gilbert (L)	0	3	2	0-1
29	Ice (2)	5/1	Washington/Davis (R)	2	1	1	2-2
30	Hamilton (3)	5/2	Washington/Fredendall (R)	0	3	0	2-0
31	Nobach (2)	5/13	Portland/Wilcox (R)	1	2	1	3-2
32	Hendrix (5)	5/13	Portland/Fisher (R)	1	4	0	1-0
33	Hendrix (6)	5/13	Portland/Fisher (R)	0	6	0	0-1
34	Harrison (8)	5/13	Portland/Fisher (R)	0	6	0	0-1
35	Harrison (9)	5/13	Portland/Hawken (R)	2	7	0	2-2
36	Ice (3)	5/13	Portland/Hawken (R)	2	7	2	2-1
37	Gillette (2)	5/13	Portland/Barr (R)	0	9	0	3-2
38	Harrison (10)	5/15	Stanford/Hanewich (R)	0	5	0	0-0
39	Clark (8)	5/17	Stanford/Castellanos (L)	1	2	0	1-0
40	Hamilton (4)	5/22	California/Bain (R)	1	8	1	3-2

Total: 40 **Home: 18** **Road: 8** **Neutral: 14**
Solo: 19 **2-Run: 14** **3-Run: 6** **Grand Slam: 1**
vs. Left: 7 **vs. Right: 33**
Pac-12: 10 **Non-Conference: 30**
Ahead: 20 **Behind: 5** **Even: 10** **First Pitch: 5**

* Indicates Inside-The-Park; ^ Indicates Leadoff Home Run



Caleb Hamilton

- Pac-12 All-Academic Honorable Mention

KJ Harrison

- Pac-12 Freshman of the Year
- NCBWA Freshman All-America First Team
- Baseball America Freshman All-America First Team
- D1Baseball.com Freshman All-America First Team
- Louisville Slugger Freshman All-America First Team
- ABCA All-Region Second Team
- All-Pac-12 First Team
- Pac-12 Player Of The Week (Feb. 23)
- NCBWA National Hitter of the Week (Feb. 24)

Jeff Hendrix

- ABCA All-America Third Team
- ABCA All-Region First Team
- All-Pac-12 First Team
- Pac-12 All-Defensive Team
- NCBWA Preseason All-America Second Team

Mitch Hickey

- Louisville Slugger Freshman All-America First Team
- NCBWA Freshman All-America Second Team

Logan Ice

- Pac-12 All-Academic Honorable Mention

Billy King

- Pac-12 All-Academic Honorable Mention

Andrew Moore

- Golden Spikes Award Semifinalist
- Louisville Slugger All-America Second Team
- ABCA All-America Second Team
- Baseball America All-America Third Team
- D1Baseball.com All-America Third Team
- ABCA All-Region First Team
- All-Pac-12 First Team
- Pac-12 All-Defensive Team
- Louisville Slugger Second Team All-America
- Golden Spikes Award Watch List
- College Baseball Hall of Fame Pitcher of the Year Watch List
- Pac-12 Pitcher of the Week (March 9)
- Pac-12 Pitcher of the Week (April 20)
- Pac-12 Pitcher of the Week (May 25)
- Collegiate Baseball National Player of the Week (May 25)
- Pac-12 All-Academic Second Team
- Academic All-District 8

Trever Morrison

- Brooks Wallace Award Watch List

Kyle Nobach

- All-Pac-12 Honorable Mention

Drew Rasmussen

- NCBWA Freshman All-America First Team
- Louisville Slugger Freshman All-America First Team
- D1Baseball.com Freshman All-America First Team
- Baseball America Freshman All-America Second Team
- All-Pac-12 First Team
- Louisville Slugger National Player of the Week (March 23)
- NCBWA National Pitcher of the Week (March 24)
- Pac-12 Pitcher of the Week (March 23)

Oregon State In The Polls

Week	BA	CB	USA	D1	PG	NCBWA
Preseason	NR	NR	NR	NR	NR	32
2/16	NR	NR	NR	NR	NR	NR
2/23	NR	NR	NR	NR	25	NR
3/2	NR	NR	NR	NR	23	NR
3/9	NR	24	24	NR	17	30
3/16	NR	25	NR	NR	16	30
3/23	NR	19	25	24	11	27
3/30	NR	18	NR	NR	14	NR
4/6	NR	20	NR	NR	15	NR
4/13	NR	20	NR	NR	21	NR
4/20	NR	20	NR	NR	19	NR
4/27	NR	18	NR	NR	18	29
5/4	NR	19	NR	22	16	24
5/11	23	18	23	19	11	22
5/18	23	11	20	18	11	20
5/25	17	12	18	17	11	18
Final	NR	18	25	23	18	27



2015 OREGON STATE SEASON IN REVIEW

POSTSEASON STATISTICS

TWITTER.COM/BEAVER_BASEBALL
INSTAGRAM.COM/BEAVERBASEBALL
FACEBOOK.COM/OREGONSTATEBASEBALL

(Postseason Sorted by Batting avg)

Record: 1-2 Home: 0-0 Away: 0-1 Neutral: 1-1 Pac-12: 0-0

Player	avg	gp-gs	ab	r	h	2b	3b	hr	rbi	tb	slg%	bb	hp	so	gdp	ob%	sf	sh	sb-att	po	a	e	fld%
30 Howard, Michael	1.000	2-1	1	0	1	0	0	0	0	1	1.000	1	0	0	0	1.000	0	0	0-0	0	0	0	.000
28 Nobach, Kyle	.500	3-2	8	1	4	2	0	0	2	6	.750	0	0	1	1	.500	0	1	1-1	8	0	1	.889
40 Hendrix, Jeff	.300	3-3	10	0	3	0	0	0	0	3	.300	2	0	2	1	.417	0	0	0-0	6	0	0	1.000
19 King, Billy	.286	3-2	7	1	2	0	0	0	1	2	.286	0	0	3	0	.286	0	0	0-0	0	0	0	.000
9 Cary, Elliott	.250	2-1	4	1	1	0	0	0	0	1	.250	0	0	1	0	.250	0	0	0-0	0	0	0	.000
7 Morrison, Trevor	.250	2-1	4	0	1	0	0	0	0	1	.250	0	0	3	0	.250	0	0	0-0	3	6	0	1.000
24 Harrison, KJ	.200	3-3	10	1	2	0	0	0	2	2	.200	0	1	3	1	.250	1	0	0-0	30	1	0	1.000
10 Gretler, Michael	.200	3-2	5	0	1	0	0	0	1	1	.200	1	0	1	0	.333	0	0	0-0	0	2	0	1.000
1 Donahue, Christian	.182	3-3	11	0	2	0	0	0	0	2	.182	0	0	4	0	.182	0	0	0-0	4	12	1	.941
14 Hamilton, Caleb	.182	3-3	11	1	2	1	0	0	1	3	.273	1	0	1	1	.250	0	0	0-0	5	4	1	.900
33 Ice, Logan	.167	2-2	6	0	1	0	0	0	0	1	.167	1	0	0	1	.286	0	0	0-0	13	0	0	1.000
2 Gillette, Joe	.143	3-2	7	0	1	0	0	0	0	1	.143	1	0	0	0	.250	0	0	0-0	2	0	0	1.000
18 Lund, Dane	.000	2-1	2	1	0	0	0	0	0	0	.000	1	0	0	0	.333	0	1	0-0	2	2	0	1.000
16 Clark, Gabe	.000	1-0	2	0	0	0	0	0	0	0	.000	0	0	0	0	.000	0	0	0-0	0	0	0	.000
3 Church, Scotland	.000	1-0	1	0	0	0	0	0	0	0	.000	0	0	0	0	.000	0	0	0-0	0	0	0	.000
32 Eckert, Travis	.000	1-1	0	0	0	0	0	0	0	0	.000	0	0	0	0	.000	0	0	0-0	0	1	0	1.000
45 Jansen, Joey	.000	1-0	0	1	0	0	0	0	0	0	.000	0	0	0	0	.000	0	0	0-0	0	0	0	.000
Totals	.236	3	89	7	21	3	0	0	7	24	.270	8	1	19	5	.303	1	2	1-1	75	36	3	.974
Opponents	.305	3	95	16	29	4	1	2	15	41	.432	11	2	17	3	.382	2	5	0-0	78	37	1	.991

LOB - Team (16), Opp (24). DPs turned - Team (3), Opp (5).

(Postseason Sorted by Earned run avg)

Player	era	w-l	app	gs	cg	sho	sv	ip	h	r	er	bb	so	2b	3b	hr	b/avg	wp	hp	bk	sfa	sha
3 Church, Scotland	0.00	1-0	2	0	0	0/0	0	1.2	1	0	0	0	0	0	0	0	.200	1	0	0	0	1
38 Reser, Zack	0.00	0-0	1	0	0	0/0	0	0.1	0	0	0	1	1	0	0	0	.000	0	0	0	0	0
6 Mets, Ryan	0.00	0-0	1	0	0	0/0	0	0.1	0	0	0	0	0	0	0	0	.000	0	0	0	0	0
31 Flemer, Kevin	0.00	0-0	1	0	0	0/0	0	0.1	0	0	0	2	0	0	0	0	.000	1	0	0	0	0
17 Fox, Mak	0.00	0-0	1	0	0	0/0	0	0.0	1	0	0	0	0	1	0	0	1.000	0	0	0	0	0
35 Pomeroy, John	0.00	0-0	1	0	0	0/0	0	0.0	0	0	0	1	0	0	0	0		0	0	0	0	0
15 Heimlich, Luke	3.86	0-0	2	0	0	0/0	0	7.0	6	3	3	2	4	1	0	0	.231	1	0	0	0	1
23 Moore, Andrew	4.70	0-0	1	1	0	0/0	0	7.2	9	4	4	2	8	0	0	1	.310	0	0	0	1	2
20 Hickey, Mitch	6.75	0-0	2	0	0	0/0	1	1.1	1	1	1	1	0	0	0	1	.250	1	0	0	0	0
25 Rasmussen, Drew	10.38	0-1	1	1	0	0/0	0	4.1	7	5	5	0	3	2	0	0	.389	2	1	0	1	1
32 Eckert, Travis	13.50	0-1	1	1	0	0/0	0	2.0	4	3	3	2	1	0	1	0	.444	1	1	0	0	0
Totals	5.76	1-2	3	3	0	0/0	1	25.0	29	16	16	11	17	4	1	2	.305	7	2	0	2	5
Opponents	2.42	2-1	3	3	0	0/0	2	26.0	21	7	7	8	19	3	0	0	.236	1	1	0	1	2

Pickoffs - Team (0), Opp (1).



(Pac-12 games only Sorted by Batting avg)

Record: 19-10-1 Home: 11-3-1 Away: 8-7 Pac-12: 19-10-1

Player	avg	gp-gs	ab	r	h	2b	3b	hr	rbi	tb	slg%	bb	hp	so	gdp	ob%	sf	sh	sb-att	po	a	e	fld%
4 Mildenberg, Tyler	.500	4-0	2	2	1	0	0	0	0	1	.500	0	0	1	0	.500	0	0	0-0	0	1	0	1.000
40 Hendrix, Jeff	.336	30-30	110	16	37	9	2	0	13	50	.455	19	4	23	1	.444	2	5	3-4	77	1	0	1.000
18 Lund, Dane	.333	14-11	33	9	11	1	1	0	3	14	.424	5	0	8	0	.421	0	6	0-1	51	12	1	.984
29 Anderson, Jack	.333	2-0	3	0	1	0	0	0	0	1	.333	0	0	1	0	.333	0	0	0-0	0	0	0	.000
33 Ice, Logan	.297	25-18	64	8	19	5	0	2	10	30	.469	9	1	11	3	.387	1	6	0-0	132	20	0	1.000
7 Morrison, Trevor	.297	18-18	64	6	19	2	0	0	6	21	.328	9	3	11	0	.408	0	4	1-2	29	48	4	.951
1 Donahue, Christian	.291	27-27	103	19	30	3	1	0	5	35	.340	9	3	22	3	.362	1	4	4-9	30	68	4	.961
9 Cary, Elliott	.273	18-14	55	8	15	0	1	1	11	20	.364	5	1	16	0	.344	0	1	0-0	23	1	0	1.000
19 King, Billy	.250	20-9	44	5	11	2	0	0	8	13	.295	1	1	11	0	.283	0	0	1-1	6	1	0	1.000
2 Gillette, Joe	.244	16-9	41	6	10	0	2	0	3	14	.341	1	0	15	0	.262	0	1	1-1	13	2	2	.882
28 Nobach, Kyle	.239	27-25	92	8	22	6	0	0	9	28	.304	9	1	14	3	.311	1	2	3-4	77	0	0	1.000
24 Harrison, KJ	.239	30-30	109	13	26	4	0	2	23	36	.330	16	5	35	3	.348	5	0	1-1	287	21	0	1.000
14 Hamilton, Caleb	.191	29-27	94	16	18	0	1	3	10	29	.309	12	0	20	2	.283	0	6	2-3	30	74	5	.954
16 Clark, Gabe	.189	18-14	53	4	10	2	0	1	4	15	.283	7	2	20	0	.306	0	0	0-0	3	0	0	1.000
3 Church, Scotland	.188	7-4	16	0	3	0	0	0	1	3	.188	0	0	2	0	.188	0	0	0-0	11	2	0	1.000
30 Howard, Michael	.186	19-12	43	3	8	1	0	1	4	12	.279	6	0	9	0	.286	0	3	0-0	17	0	1	.944
10 Gretler, Michael	.157	19-17	51	1	8	1	0	0	6	9	.176	6	0	12	1	.241	1	6	0-1	8	30	4	.905
45 Jansen, Joey	.000	24-0	5	3	0	0	0	0	0	0	.000	0	0	2	0	.000	0	0	1-1	10	0	1	.909
11 Soto, Jackson	.000	1-0	1	0	0	0	0	0	0	0	.000	0	0	1	0	.000	0	0	0-0	0	0	0	.000
32 Eckert, Travis	.000	1-1	0	0	0	0	0	0	0	0	.000	0	0	0	0	.000	0	0	0-0	5	10	1	.938
25 Rasmussen, Drew	.000	4-4	0	0	0	0	0	0	0	0	.000	0	0	0	0	.000	0	0	0-0	3	14	0	1.000
Totals	.253	30	983	127	249	36	8	10	116	331	.337	114	21	234	16	.340	11	44	17-28	820	327	24	.980
Opponents	.218	30	989	101	216	45	7	10	92	305	.308	98	17	197	16	.297	9	20	12-23	806	355	37	.969

LOB - Team (240), Opp (212). DP's turned - Team (22), Opp (28).

(Pac-12 games only Sorted by Earned run avg)

Player	era	w-l	app	gs	cg	sho	sv	ip	h	r	er	bb	so	2b	3b	hr	b/avg	wp	hp	bk	sfa	sha
3 Church, Scotland	0.00	0-0	5	0	0	0/0	0	12.2	4	0	0	7	6	0	0	0	.105	0	0	0	0	1
6 Mets, Ryan	0.00	0-0	1	0	0	0/0	0	0.1	1	0	0	0	0	0	0	0	.500	0	0	0	0	0
23 Moore, Andrew	1.51	6-1	10	10	3	2/1	0	77.2	51	15	13	14	69	13	2	2	.188	0	3	0	1	5
17 Fox, Mak	1.80	0-0	7	0	0	0/0	1	5.0	3	1	1	3	4	1	0	0	.176	0	0	1	1	0
20 Hickey, Mitch	2.38	0-0	14	0	0	0/2	7	11.1	9	4	3	7	10	5	0	0	.225	3	2	0	1	0
25 Rasmussen, Drew	2.43	5-2	10	10	2	2/1	0	70.1	50	19	19	22	50	5	2	2	.198	4	3	1	0	5
15 Heimlich, Luke	2.45	2-4	16	0	0	0/1	2	22.0	16	10	6	9	16	2	0	0	.205	2	3	0	2	4
31 Flemer, Kevin	3.60	0-0	5	0	0	0/0	0	5.0	2	2	2	7	3	1	0	0	.125	1	0	0	0	0
32 Eckert, Travis	4.53	3-1	10	10	0	0/0	0	55.2	56	29	28	19	30	13	0	3	.260	2	3	0	4	3
38 Reser, Zack	11.25	0-1	4	0	0	0/0	0	4.0	9	5	5	2	4	1	1	1	.474	0	0	0	0	1
12 Tweedt, Sam	12.60	2-1	10	0	0	0/0	0	5.0	8	8	7	5	3	2	2	0	.381	1	2	0	0	1
35 Pomeroy, John	14.54	1-0	7	0	0	0/1	0	4.1	6	7	7	3	2	2	0	1	.316	1	1	0	0	0
26 Shelton, Trent	99.00	0-0	1	0	0	0/0	0	0.0	1	1	1	0	0	0	0	1	1.000	0	0	0	0	0
Totals	3.03	19-10	30	30	5	6/2	10	273.1	216	101	92	98	197	45	7	10	.218	14	17	2	9	20
Opponents	3.28	10-19	30	30	1	0/0	5	268.2	249	127	98	114	234	36	8	10	.253	22	21	4	11	44

PB - Team (4), Lund, D. 3, Harrison, K. 1, Opp (4). Pickoffs - Team (2), Moore, A. 1, Reser, Z. 1, Opp (6).



2015 OREGON STATE SEASON IN REVIEW

NON-CONFERENCE STATISTICS

TWITTER.COM/BEAVER_BASEBALL
INSTAGRAM.COM/BEAVERBASEBALL
FACEBOOK.COM/OREGONSTATEBASEBALL

(Non-Pac-12 games only Sorted by Batting avg)

Record: 20-8 Home: 12-3 Away: 1-1 Neutral: 7-4 Pac-12: 0-0

Player	avg	gp-gs	ab	r	h	2b	3b	hr	rbi	tb	slg%	bb	hp	so	gdp	ob%	sf	sh	sb-att	po	a	e	fld%
29 Anderson, Jack	.500	3-0	4	2	2	0	0	0	0	2	.500	2	0	1	0	.667	0	0	0-0	0	0	0	.000
28 Nobach, Kyle	.420	25-17	69	14	29	9	0	2	18	44	.638	7	1	9	1	.463	3	1	5-6	34	1	2	.946
24 Harrison, KJ	.378	28-28	111	27	42	8	3	8	37	80	.721	14	4	18	1	.455	3	0	0-0	286	14	3	.990
40 Hendrix, Jeff	.342	28-28	111	29	38	6	3	6	21	68	.613	19	2	16	2	.447	0	2	2-2	66	0	0	1.000
7 Morrison, Trevor	.333	24-22	81	18	27	3	2	1	12	37	.457	10	2	12	0	.415	1	2	1-2	31	80	2	.982
2 Gillette, Joe	.314	18-14	51	8	16	2	1	2	8	26	.510	4	1	12	1	.368	1	0	0-0	13	0	0	1.000
19 King, Billy	.288	26-15	59	8	17	5	1	0	13	24	.407	6	2	10	0	.373	0	0	1-2	22	2	0	1.000
30 Howard, Michael	.286	15-8	28	5	8	0	0	2	8	14	.500	3	0	5	0	.344	1	0	0-0	13	0	0	1.000
3 Church, Scotland	.286	10-7	21	5	6	2	0	0	3	8	.381	1	0	3	1	.304	1	0	2-2	7	2	1	.900
1 Donahue, Christian	.282	24-20	71	14	20	3	0	0	9	23	.324	6	0	16	0	.338	0	4	5-6	38	65	7	.936
18 Lund, Dane	.280	12-7	25	6	7	1	0	0	2	8	.320	1	0	0	0	.308	0	2	2-2	35	8	1	.977
16 Clark, Gabe	.279	19-15	61	14	17	1	1	7	22	41	.672	10	2	8	1	.387	2	0	1-1	10	2	0	1.000
14 Hamilton, Caleb	.265	27-26	98	22	26	3	1	1	11	34	.347	14	0	14	1	.357	0	1	3-4	38	72	6	.948
33 Ice, Logan	.254	26-16	59	8	15	3	1	1	12	23	.390	8	2	11	3	.338	5	1	0-0	131	19	0	1.000
4 Mildenberg, Tyler	.250	6-0	4	1	1	0	0	0	1	1	.250	0	0	2	0	.250	0	3	0-0	0	1	0	1.000
9 Cary, Elliott	.237	18-10	38	9	9	1	0	0	2	10	.263	5	1	13	0	.341	0	0	1-3	12	1	1	.929
10 Gretler, Michael	.185	22-15	54	5	10	0	0	0	6	10	.185	8	0	9	0	.290	0	1	2-2	7	29	4	.900
45 Jansen, Joey	.182	21-2	11	4	2	0	0	0	1	2	.182	2	1	4	0	.357	0	1	0-0	6	0	0	1.000
11 Soto, Jackson	.000	3-0	3	0	0	0	0	0	0	0	.000	0	0	2	0	.000	0	0	0-0	0	0	0	.000
23 Moore, Andrew	.000	1-1	0	0	0	0	0	0	0	0	.000	0	0	0	0	.000	0	0	0-0	6	5	0	1.000
32 Eckert, Travis	.000	1-1	0	0	0	0	0	0	0	0	.000	0	0	0	0	.000	0	0	0-0	2	4	0	1.000
Totals	.304	28	959	199	292	47	13	30	186	455	.474	120	18	165	11	.386	17	18	25-32	762	334	29	.974
Opponents	.229	28	917	106	210	42	8	11	96	301	.328	86	17	193	28	.304	9	18	11-24	725	289	26	.975

LOB - Team (208), Opp (179). DP's turned - Team (32), Opp (17).

(Non-Pac-12 games only Sorted by Earned run avg)

Player	era	w-l	app	gs	cg	sho	sv	ip	h	r	er	bb	so	2b	3b	hr	b/avg	wp	hp	bk	sfa	sha
35 Pomeroy, John	0.00	1-0	8	0	0	0/0	0	6.1	1	0	0	6	6	0	0	0	.059	1	1	0	0	1
3 Church, Scotland	0.00	1-0	7	0	0	0/0	0	5.0	6	3	0	5	2	2	0	0	.333	2	1	0	0	1
17 Fox, Mak	0.00	0-0	6	0	0	0/1	0	4.0	4	0	0	3	6	1	0	0	.250	1	0	0	0	0
38 Reser, Zack	0.00	0-0	4	0	0	0/1	0	2.0	2	3	0	1	4	0	0	0	.222	0	0	0	0	0
12 Tweedt, Sam	1.70	6-0	11	6	0	0/1	0	42.1	27	10	8	13	29	9	0	2	.182	1	2	0	0	3
20 Hickey, Mitch	2.20	4-1	13	0	0	0/0	4	16.1	10	4	4	10	11	3	0	1	.189	1	2	0	1	0
31 Flemer, Kevin	2.38	1-1	5	1	0	0/1	0	11.1	6	4	3	6	10	1	0	1	.158	1	0	0	0	0
23 Moore, Andrew	2.62	1-1	6	6	0	0/0	0	44.2	35	16	13	7	42	9	0	2	.220	0	1	0	3	5
32 Eckert, Travis	3.37	3-1	6	6	0	0/0	0	34.2	31	14	13	11	20	3	3	0	.244	1	3	0	0	1
26 Shelton, Trent	3.38	0-0	4	0	0	0/0	0	2.2	2	1	1	3	0	1	0	0	.222	1	0	0	0	0
25 Rasmussen, Drew	3.53	2-2	9	4	0	0/0	0	35.2	36	17	14	8	32	6	0	0	.271	2	2	1	4	3
6 Mets, Ryan	3.86	0-0	5	0	0	0/0	0	2.1	1	1	1	0	2	0	0	1	.125	0	1	0	0	0
15 Heimlich, Luke	4.45	0-1	13	2	0	0/0	2	30.1	27	18	15	8	19	3	4	1	.241	3	2	1	1	3
36 Woodward, Austin	5.06	1-0	3	0	0	0/0	0	5.1	6	3	3	0	1	0	1	2	.286	0	0	0	0	0
34 Bauer, Clay	7.71	0-0	5	0	0	0/0	0	4.2	4	4	4	1	5	1	0	1	.222	2	1	0	0	1
44 Thompson, Jake	9.95	0-1	3	3	0	0/0	0	6.1	12	8	7	4	4	3	0	0	.387	0	1	0	0	0
Totals	3.01	20-8	28	28	0	1/1	6	254.0	210	106	85	86	193	42	8	11	.229	16	17	2	9	18
Opponents	6.96	8-20	28	28	1	0/0	5	241.2	292	199	187	120	165	47	13	30	.304	26	18	6	17	18

PB - Team (1), Harrison, K. 1, Opp (2). Pickoffs - Team (2), Lund, D. 1, Rasmussen, D 1, Opp (2).



(Home games Sorted by Batting avg)

Record: 23-6-1 Home: 23-6-1 Away: 0-0 Pac-12: 11-3-1

Player	avg	gp-gs	ab	r	h	2b	3b	hr	rbi	tb	slg%	bb	hp	so	gdp	ob%	sf	sh	sb-att	po	a	e	fld%
4 Mildenberg, Tyler	.667	6-0	3	3	2	0	0	0	1	2	.667	0	0	0	0	.667	0	2	0-0	0	1	0	1.000
29 Anderson, Jack	.500	1-0	2	1	1	0	0	0	0	1	.500	1	0	0	0	.667	0	0	0-0	0	0	0	.000
1 Donahue, Christian	.341	25-23	88	19	30	4	0	0	8	34	.386	5	2	17	1	.389	0	2	7-10	33	64	4	.960
19 King, Billy	.320	26-12	50	7	16	5	1	0	14	23	.460	3	2	7	0	.382	0	0	2-2	16	0	0	1.000
40 Hendrix, Jeff	.313	30-30	112	21	35	4	3	1	16	48	.429	20	3	19	1	.426	1	4	1-1	77	1	0	1.000
3 Church, Scotland	.294	10-5	17	2	5	0	0	0	1	5	.294	1	0	3	0	.333	0	0	2-2	7	0	1	.875
7 Morrison, Trevor	.291	22-22	79	16	23	3	0	1	14	29	.367	9	4	9	0	.387	1	4	1-2	23	70	4	.959
28 Nobach, Kyle	.289	27-23	83	8	24	8	0	1	12	35	.422	6	2	13	1	.340	3	2	4-6	58	0	1	.983
2 Gillette, Joe	.282	14-10	39	3	11	1	2	0	5	16	.410	4	0	14	0	.349	0	0	0-0	5	1	0	1.000
24 Harrison, KJ	.276	30-30	105	20	29	5	1	3	24	45	.429	20	4	23	1	.393	6	0	0-0	315	22	3	.991
18 Lund, Dane	.259	12-9	27	6	7	0	1	0	4	9	.333	4	0	3	0	.355	0	5	0-1	51	8	1	.983
30 Howard, Michael	.245	21-15	53	7	13	1	0	3	10	23	.434	4	0	9	0	.293	1	1	0-0	27	0	0	1.000
9 Cary, Elliott	.225	19-11	40	9	9	1	0	0	3	10	.250	6	0	13	0	.326	0	1	0-1	15	2	1	.944
33 Ice, Logan	.220	27-17	59	7	13	4	1	1	12	22	.373	8	1	9	1	.297	6	1	0-0	137	21	0	1.000
16 Clark, Gabe	.217	22-16	60	10	13	1	0	5	16	29	.483	12	3	11	0	.368	1	0	1-1	13	2	0	1.000
14 Hamilton, Caleb	.200	29-28	95	21	19	1	1	3	12	31	.326	15	0	20	0	.309	0	3	4-4	33	85	4	.967
10 Gretler, Michael	.163	21-16	49	3	8	1	0	0	6	9	.184	9	0	4	1	.288	1	4	2-3	10	38	6	.889
45 Jansen, Joey	.125	26-0	8	4	1	0	0	0	1	1	.125	1	0	4	0	.222	0	0	1-1	9	0	1	.900
11 Soto, Jackson	.000	3-0	3	0	0	0	0	0	0	0	.000	0	0	2	0	.000	0	0	0-0	0	0	0	.000
25 Rasmussen, Drew	.000	2-2	0	0	0	0	0	0	0	0	.000	0	0	0	0	.000	0	0	0-0	3	13	0	1.000
23 Moore, Andrew	.000	1-1	0	0	0	0	0	0	0	0	.000	0	0	0	0	.000	0	0	0-0	3	5	0	1.000
Totals	.266	30	972	167	259	39	10	18	159	372	.383	128	21	180	6	.358	20	29	25-34	846	361	27	.978
Opponents	.193	30	990	84	191	33	5	11	74	267	.270	81	12	214	25	.260	9	15	15-27	779	328	22	.981

LOB - Team (224), Opp (177). DP's turned - Team (32), Opp (15).

(Home games Sorted by Earned run avg)

Player	era	w-l	app	gs	cg	sho	sv	ip	h	r	er	bb	so	2b	3b	hr	b/avg	wp	hp	bk	sfa	sha
3 Church, Scotland	0.00	0-0	5	0	0	0/0	0	8.0	3	0	0	5	4	0	0	0	.130	1	0	0	0	1
17 Fox, Mak	0.00	0-0	5	0	0	0/0	0	3.1	3	0	0	3	4	0	0	0	.231	0	0	0	0	0
26 Shelton, Trent	0.00	0-0	1	0	0	0/0	0	1.0	2	0	0	0	0	1	0	0	.500	0	0	0	0	0
44 Thompson, Jake	0.00	0-0	1	1	0	0/0	0	0.1	0	0	0	1	0	0	0	0	.000	0	1	0	0	0
20 Hickey, Mitch	0.71	2-1	11	0	0	0/1	5	12.2	6	1	1	9	7	4	0	0	.158	2	2	0	2	0
25 Rasmussen, Drew	1.41	5-2	9	8	2	2/1	0	63.2	40	13	10	13	50	3	0	0	.182	3	1	0	2	3
15 Heimlich, Luke	1.48	2-0	14	0	0	0/0	2	24.1	15	6	4	4	18	1	0	1	.176	1	2	1	1	0
23 Moore, Andrew	1.92	4-2	8	8	3	2/0	0	65.2	42	17	14	7	63	9	2	2	.183	0	0	0	2	4
31 Flemer, Kevin	2.61	1-0	4	1	0	0/0	0	10.1	5	4	3	7	7	1	0	0	.147	0	0	0	0	0
12 Tweedt, Sam	2.76	4-0	11	4	0	0/0	0	29.1	19	12	9	12	18	6	1	1	.183	1	2	0	0	2
32 Eckert, Travis	3.12	4-1	8	8	0	0/0	0	52.0	43	19	18	15	36	7	1	3	.224	1	3	0	2	3
34 Bauer, Clay	3.38	0-0	3	0	0	0/0	0	2.2	1	1	1	1	1	0	0	1	.111	0	0	0	0	1
38 Reser, Zack	5.40	0-0	3	0	0	0/0	0	1.2	5	4	1	0	2	0	1	0	.500	0	0	0	0	1
35 Pomeroy, John	5.68	1-0	6	0	0	0/0	0	6.1	3	4	4	4	4	1	0	1	.143	1	1	0	0	0
6 Mets, Ryan	13.50	0-0	3	0	0	0/0	0	0.2	2	1	1	0	0	0	0	1	.500	0	0	0	0	0
36 Woodward, Austin	99.00	0-0	1	0	0	0/0	0	0.0	2	2	2	0	0	0	0	1	1.000	0	0	0	0	0
Totals	2.14	23-6	30	30	5	5/1	7	282.0	191	84	67	81	214	33	5	11	.193	10	12	1	9	15
Opponents	5.23	6-23	30	30	2	0/0	2	259.2	259	167	151	128	180	39	10	18	.266	24	21	3	20	29

PB - Team (2), Harrison, K. 1, Lund, D. 1, Opp (4). Pickoffs - Team (2), Rasmussen, D 1, Lund, D. 1, Opp (3).



(Away games Sorted by Batting avg)

Record: 9-8 Home: 0-0 Away: 9-8 Pac-12: 8-7

Player	avg	gp-gs	ab	r	h	2b	3b	hr	rbi	tb	slg%	bb	hp	so	gdp	ob%	sf	sh	sb-att	po	a	e	fld%
18 Lund, Dane	.429	7-6	21	6	9	1	0	0	1	10	.476	1	0	5	0	.455	0	2	2-2	19	7	1	.963
40 Hendrix, Jeff	.354	17-17	65	15	23	8	1	1	9	36	.554	12	2	13	0	.463	1	2	3-4	44	0	0	1.000
28 Nobach, Kyle	.350	16-15	60	10	21	5	0	0	8	26	.433	8	0	8	2	.420	1	0	3-3	41	0	1	.976
29 Anderson, Jack	.333	2-0	3	0	1	0	0	0	0	1	.333	0	0	1	0	.333	0	0	0-0	0	0	0	.000
9 Cary, Elliott	.303	10-7	33	4	10	0	1	1	10	15	.455	2	1	10	0	.361	0	0	0-0	13	0	0	1.000
7 Morrison, Trevor	.282	11-11	39	3	11	1	0	0	2	12	.308	7	1	9	0	.404	0	1	1-1	23	34	2	.966
33 Ice, Logan	.278	15-10	36	5	10	2	0	1	5	15	.417	4	2	6	3	.381	0	5	0-0	71	11	0	1.000
24 Harrison, KJ	.275	17-17	69	8	19	5	0	1	17	27	.391	6	4	20	2	.363	1	0	1-1	159	7	0	1.000
2 Gillette, Joe	.273	12-8	33	6	9	0	1	1	3	14	.424	0	1	9	0	.294	0	1	1-1	12	1	2	.867
16 Clark, Gabe	.263	11-10	38	5	10	2	0	2	5	18	.474	5	1	13	1	.364	0	0	0-0	0	0	0	.000
1 Donahue, Christian	.232	15-15	56	11	13	1	1	0	1	16	.286	6	1	14	2	.313	1	3	1-4	20	39	4	.937
14 Hamilton, Caleb	.216	16-14	51	7	11	1	0	1	8	15	.294	5	0	9	2	.286	0	4	1-3	16	36	4	.929
30 Howard, Michael	.154	8-4	13	1	2	0	0	0	2	2	.154	5	0	2	0	.389	0	2	0-0	3	0	1	.750
19 King, Billy	.130	9-5	23	3	3	0	0	0	1	3	.130	0	1	10	0	.167	0	0	0-0	3	1	0	1.000
10 Gretler, Michael	.114	12-10	35	0	4	0	0	0	2	4	.114	3	0	11	0	.184	0	3	0-0	4	16	1	.952
3 Church, Scotland	.000	2-1	5	0	0	0	0	0	0	0	.000	0	0	0	0	.000	0	0	0-0	4	2	0	1.000
4 Mildenberg, Tyler	.000	1-0	1	0	0	0	0	0	0	0	.000	0	0	1	0	.000	0	0	0-0	0	1	0	1.000
11 Soto, Jackson	.000	1-0	1	0	0	0	0	0	0	0	.000	0	0	1	0	.000	0	0	0-0	0	0	0	.000
32 Eckert, Travis	.000	1-1	0	0	0	0	0	0	0	0	.000	0	0	0	0	.000	0	0	0-0	0	3	1	.750
45 Jansen, Joey	.000	12-0	0	1	0	0	0	0	0	0	.000	0	0	0	0	.000	0	0	0-0	5	0	0	1.000
25 Rasmussen, Drew	.000	2-2	0	0	0	0	0	0	0	0	.000	0	0	0	0	.000	0	0	0-0	0	6	0	1.000
Totals	.268	17	582	85	156	26	4	8	74	214	.368	64	14	142	12	.352	4	23	13-19	442	180	18	.972
Opponents	.243	17	552	72	134	33	4	7	65	196	.355	68	12	99	9	.336	4	12	5-10	462	194	29	.958

LOB - Team (140), Opp (134). DPs turned - Team (11), Opp (18).

(Away games Sorted by Earned run avg)

Player	era	w-l	app	gs	cg	sho	sv	ip	h	r	er	bb	so	2b	3b	hr	b/avg	wp	hp	bk	sfa	sha
3 Church, Scotland	0.00	0-0	4	0	0	0/0	0	7.0	4	1	0	6	3	1	0	0	.174	0	0	0	0	0
31 Flemer, Kevin	0.00	0-0	3	0	0	0/0	0	4.0	0	0	0	4	3	0	0	0	.000	1	0	0	0	0
23 Moore, Andrew	1.01	2-0	5	5	0	0/1	0	35.2	23	6	4	10	29	7	0	1	.189	0	3	0	0	3
17 Fox, Mak	1.93	0-0	5	0	0	0/0	1	4.2	3	1	1	2	4	1	0	0	.188	0	0	1	1	0
15 Heimlich, Luke	4.24	0-4	12	0	0	0/1	2	17.0	16	12	8	10	11	3	0	0	.246	3	2	0	1	5
25 Rasmussen, Drew	4.66	2-1	5	5	0	0/0	0	29.0	29	15	15	13	16	5	2	2	.259	1	3	1	0	3
20 Hickey, Mitch	4.70	0-0	11	0	0	0/1	4	7.2	8	5	4	4	9	3	0	1	.250	2	1	0	0	0
12 Tweedt, Sam	5.62	2-1	6	1	0	0/0	0	8.0	9	5	5	2	7	4	1	1	.281	1	1	0	0	0
32 Eckert, Travis	5.72	2-1	6	6	0	0/0	0	28.1	32	19	18	12	10	7	1	0	.286	2	2	0	2	1
35 Pomeroy, John	10.12	1-0	5	0	0	0/1	0	2.2	3	3	3	2	2	1	0	0	.273	0	0	0	0	0
38 Reser, Zack	10.80	0-1	4	0	0	0/0	0	3.1	6	4	4	3	5	1	0	1	.400	0	0	0	0	0
26 Shelton, Trent	99.00	0-0	1	0	0	0/0	0	0.0	1	1	1	0	0	0	0	1	1.000	0	0	0	0	0
Totals	3.85	9-8	17	17	0	1/1	7	147.1	134	72	63	68	99	33	4	7	.243	10	12	2	4	12
Opponents	3.80	8-9	17	17	0	0/0	5	154.0	156	85	65	64	142	26	4	8	.268	14	14	4	4	23

PB - Team (3), Lund, D. 2, Harrison, K. 1, Opp (1). Pickoffs - Team (2), Moore, A. 1, Reser, Z. 1, Opp (4).



(Neutral site games Sorted by Batting avg)

Record: 7-5 Home: 0-0 Away: 0-0 Neutral: 7-5 Pac-12: 0-0

Player	avg	gp-gs	ab	r	h	2b	3b	hr	rbi	tb	slg%	bb	hp	so	gdp	ob%	sf	sh	sb-att	po	a	e	fld%
29 Anderson, Jack	.500	2-0	2	1	1	0	0	0	0	1	.500	1	0	1	0	.667	0	0	0-0	0	0	0	.000
24 Harrison, KJ	.400	12-12	50	12	20	2	2	6	19	44	.880	4	1	12	1	.446	1	0	0-0	108	6	0	1.000
7 Morrison, Trevor	.400	10-8	30	5	12	1	2	0	2	17	.567	3	0	8	0	.455	0	1	0-1	16	27	0	1.000
28 Nobach, Kyle	.400	10-4	20	5	8	3	0	1	7	14	.700	2	0	2	1	.455	0	1	2-2	14	1	1	.938
40 Hendrix, Jeff	.383	12-12	47	9	18	3	1	4	9	35	.745	7	1	8	2	.473	0	1	1-1	24	0	0	1.000
33 Ice, Logan	.355	10-8	31	4	11	2	0	1	5	16	.516	5	0	7	2	.444	0	1	0-0	60	7	0	1.000
14 Hamilton, Caleb	.313	12-12	48	10	15	2	1	0	2	19	.396	7	0	5	1	.400	0	0	0-0	20	25	3	.938
10 Gretler, Michael	.286	9-6	21	3	6	0	0	0	4	6	.286	2	0	6	0	.348	0	0	0-0	1	5	1	.857
19 King, Billy	.273	12-8	33	3	9	2	0	0	6	11	.333	4	0	6	0	.351	0	0	0-1	9	2	0	1.000
2 Gillette, Joe	.250	9-6	24	5	6	1	0	1	3	10	.417	1	0	4	1	.269	1	0	0-0	10	0	0	1.000
3 Church, Scotland	.250	6-5	16	3	4	2	0	0	3	6	.375	0	0	2	1	.235	1	0	0-0	7	2	0	1.000
16 Clark, Gabe	.250	4-3	16	3	4	0	1	1	5	9	.563	0	0	4	0	.235	1	0	0-0	0	0	0	.000
9 Cary, Elliott	.238	8-6	21	4	5	0	0	0	0	5	.238	2	1	7	0	.333	0	0	1-2	7	0	0	1.000
1 Donahue, Christian	.212	12-10	33	3	7	1	0	0	5	8	.242	4	0	9	0	.297	0	3	1-1	17	34	4	.927
18 Lund, Dane	.200	7-3	10	3	2	1	0	0	0	3	.300	1	0	0	0	.273	0	1	0-0	16	5	0	1.000
30 Howard, Michael	.200	6-2	5	0	1	0	0	0	0	1	.200	1	0	3	0	.333	0	0	0-0	0	0	0	.000
45 Jansen, Joey	.125	7-2	8	2	1	0	0	0	0	1	.125	1	1	2	0	.300	0	1	0-0	2	0	0	1.000
4 Mildenberg, Tyler	.000	3-0	2	0	0	0	0	0	0	0	.000	0	0	2	0	.000	0	1	0-0	0	0	0	.000
32 Eckert, Travis	.000	1-1	0	0	0	0	0	0	0	0	.000	0	0	0	0	.000	0	0	0-0	1	1	0	1.000
Totals	.312	12	417	75	130	20	7	14	70	206	.494	45	4	88	9	.381	4	10	5-8	318	131	10	.978
Opponents	.281	12	398	58	112	22	7	4	55	160	.402	40	11	82	11	.359	5	12	3-10	317	133	12	.974

LOB - Team (88), Opp (90). DPs turned - Team (12), Opp (12).

(Neutral site games Sorted by Earned run avg)

Player	era	w-l	app	gs	cg	sho	sv	ip	h	r	er	bb	so	2b	3b	hr	b/avg	wp	hp	bk	sfa	sha
3 Church, Scotland	0.00	1-0	3	0	0	0/0	0	2.2	3	2	0	1	1	1	0	0	.300	1	1	0	0	1
6 Mets, Ryan	0.00	0-0	3	0	0	0/0	0	2.0	0	0	0	0	2	0	0	0	.000	0	1	0	0	0
35 Pomeroy, John	0.00	0-0	4	0	0	0/0	0	1.2	1	0	0	3	2	0	0	0	.250	1	1	0	0	1
38 Reser, Zack	0.00	0-0	2	0	0	0/1	0	1.1	0	0	0	1	2	0	0	0	.000	0	0	0	0	0
17 Fox, Mak	0.00	0-0	3	0	0	0/1	0	1.0	1	0	0	1	2	1	0	0	.250	1	0	0	0	0
12 Tweedt, Sam	0.90	2-0	4	1	0	0/1	0	10.0	7	1	1	4	7	1	0	0	.212	0	1	0	0	2
36 Woodward, Austin	1.69	1-0	2	0	0	0/0	0	5.1	4	1	1	0	1	0	1	1	.211	0	0	0	0	0
23 Moore, Andrew	3.43	1-0	3	3	0	0/0	0	21.0	21	8	8	4	19	6	0	1	.269	0	1	0	2	3
20 Hickey, Mitch	3.52	2-0	6	0	0	0/0	2	7.2	6	3	3	4	5	1	0	1	.240	1	1	0	0	0
25 Rasmussen, Drew	5.40	0-1	5	1	0	0/0	0	13.1	17	8	8	4	16	3	0	0	.321	2	1	1	2	2
26 Shelton, Trent	5.40	0-0	3	0	0	0/0	0	1.2	0	1	1	3	0	0	0	0	.000	1	0	0	0	0
32 Eckert, Travis	6.00	0-1	3	3	0	0/0	0	12.0	16	8	8	5	5	2	2	0	.340	1	2	0	0	0
15 Heimlich, Luke	6.61	0-1	4	2	0	0/0	0	16.1	18	13	12	5	9	2	4	0	.290	2	1	0	1	3
31 Flemer, Kevin	9.00	0-1	3	0	0	0/1	0	2.0	3	2	2	2	3	1	0	1	.333	1	0	0	0	0
44 Thompson, Jake	10.50	0-1	2	2	0	0/0	0	6.0	12	8	7	3	4	3	0	0	.400	0	0	0	0	0
34 Bauer, Clay	13.50	0-0	2	0	0	0/0	0	2.0	3	3	3	0	4	1	0	0	.333	2	1	0	0	0
Totals	4.58	7-5	12	12	0	1/1	2	106.0	112	58	54	40	82	22	7	4	.281	13	11	1	5	12
Opponents	5.96	5-7	12	12	0	0/0	4	105.2	130	75	70	45	88	20	7	14	.312	10	4	3	4	10

PB - Team (0), Opp (1). Pickoffs - Team (0), Opp (2).



2015 OREGON STATE SEASON IN REVIEW

FEBRUARY STATISTICS

TWITTER.COM/BEAVER_BASEBALL
INSTAGRAM.COM/BEAVERBASEBALL
FACEBOOK.COM/OREGONSTATEBASEBALL

(February Sorted by Batting avg)

Record: 8-3 Home: 3-0 Away: 0-0 Neutral: 5-3 Pac-12: 0-0

Player	avg	gp-gs	ab	r	h	2b	3b	hr	rbi	tb	slg%	bb	hp	so	gdp	ob%	sf	sh	sb-att	po	a	e	fld%
24 Harrison, KJ	.465	11-11	43	15	20	2	3	4	14	40	.930	9	2	8	0	.574	0	0	0-0	102	7	1	.991
28 Nobach, Kyle	.429	9-3	14	2	6	3	0	1	9	12	.857	5	0	1	0	.579	0	0	2-3	5	0	1	.833
30 Howard, Michael	.400	4-1	5	2	2	0	0	1	2	5	1.000	0	0	3	0	.400	0	0	0-0	0	0	0	.000
7 Morrison, Trevor	.395	11-10	38	9	15	1	2	1	5	23	.605	4	1	5	0	.465	0	1	1-2	15	27	0	1.000
33 Ice, Logan	.360	10-7	25	5	9	3	0	0	7	12	.480	4	0	6	1	.419	2	1	0-0	60	11	0	1.000
19 King, Billy	.345	11-6	29	4	10	3	1	0	7	15	.517	3	1	3	0	.424	0	0	0-1	9	2	0	1.000
16 Clark, Gabe	.333	6-6	21	8	7	0	1	3	11	18	.857	4	2	4	0	.464	1	0	0-0	10	2	0	1.000
29 Anderson, Jack	.333	2-0	3	1	1	0	0	0	0	1	.333	1	0	1	0	.500	0	0	0-0	0	0	0	.000
40 Hendrix, Jeff	.326	11-11	46	10	15	2	1	2	7	25	.543	7	1	8	1	.426	0	1	1-1	20	0	0	1.000
2 Gillette, Joe	.308	8-7	26	5	8	1	1	0	5	11	.423	1	0	5	1	.321	1	0	0-0	8	0	0	1.000
18 Lund, Dane	.300	5-2	10	3	3	1	0	0	2	4	.400	0	0	0	0	.300	0	0	0-0	14	3	0	1.000
14 Hamilton, Caleb	.289	11-11	45	10	13	1	1	1	6	19	.422	7	0	4	0	.385	0	0	0-0	15	28	3	.935
3 Church, Scotland	.267	6-5	15	3	4	2	0	0	3	6	.400	0	0	2	1	.250	1	0	0-0	7	2	0	1.000
10 Gretler, Michael	.263	8-5	19	5	5	0	0	0	3	5	.263	3	0	3	0	.364	0	0	2-2	2	8	3	.769
1 Donahue, Christian	.250	10-7	20	4	5	1	0	0	3	6	.300	4	0	5	0	.375	0	3	1-1	11	22	4	.892
4 Mildenberg, Tyler	.250	4-0	4	1	1	0	0	0	1	1	.250	0	0	2	0	.250	0	1	0-0	0	1	0	1.000
45 Jansen, Joey	.222	8-2	9	2	2	0	0	0	1	2	.222	1	1	3	0	.364	0	1	0-0	2	0	0	1.000
9 Cary, Elliott	.125	8-5	16	3	2	0	0	0	0	2	.125	4	0	7	0	.300	0	0	0-2	10	0	0	1.000
Totals	.330	11	388	92	128	20	10	13	86	207	.534	57	8	70	4	.421	5	8	7-12	297	124	12	.972
Opponents	.249	11	370	54	92	20	6	3	48	133	.359	38	11	89	9	.334	3	6	6-15	284	107	11	.973

LOB - Team (90), Opp (77). DPs turned - Team (11), Opp (8). IBB - Team (1), Hamilton, C. 1, Opp (1). Picked off - Morrison, T. 1.

(February Sorted by Earned run avg)

Player	era	w-l	app	gs	cg	sho	sv	ip	h	r	er	bb	so	2b	3b	hr	b/avg	wp	hp	bk	sfa	sha
3 Church, Scotland	0.00	0-0	2	0	0	0/0	0	2.0	2	2	0	3	2	1	0	0	.250	0	1	0	0	0
6 Mets, Ryan	0.00	0-0	2	0	0	0/0	0	1.2	0	0	0	0	2	0	0	0	.000	0	1	0	0	0
35 Pomeroy, John	0.00	0-0	3	0	0	0/0	0	1.2	1	0	0	2	2	0	0	0	.250	1	1	0	0	1
17 Fox, Mak	0.00	0-0	1	0	0	0/0	0	0.0	0	0	0	1	0	0	0	0	.000	1	0	0	0	0
25 Rasmussen, Drew	2.16	1-0	5	1	0	0/0	0	16.2	14	6	4	4	22	1	0	0	.230	0	1	1	1	1
23 Moore, Andrew	2.18	1-0	3	3	0	0/0	0	20.2	15	7	5	2	21	8	0	0	.200	0	1	0	1	1
12 Tweedt, Sam	2.25	1-0	4	0	0	0/0	0	4.0	2	1	1	4	5	1	0	0	.154	0	1	0	0	0
20 Hickey, Mitch	2.35	3-0	5	0	0	0/0	1	7.2	6	2	2	6	7	1	0	0	.231	0	2	0	0	0
32 Eckert, Travis	3.00	1-0	3	3	0	0/0	0	18.0	17	7	6	5	11	2	1	0	.254	0	1	0	0	1
36 Woodward, Austin	5.06	1-0	3	0	0	0/0	0	5.1	6	3	3	0	1	0	1	2	.286	0	0	0	0	0
26 Shelton, Trent	5.40	0-0	3	0	0	0/0	0	1.2	0	1	1	3	0	0	0	0	.000	1	0	0	0	0
34 Bauer, Clay	8.10	0-0	3	0	0	0/0	0	3.1	3	3	3	0	5	1	0	0	.214	2	1	0	0	0
15 Heimlich, Luke	10.24	0-1	3	2	0	0/0	0	9.2	12	12	11	5	6	1	4	0	.324	1	1	0	1	2
44 Thompson, Jake	10.50	0-1	2	2	0	0/0	0	6.0	12	8	7	3	4	3	0	0	.400	0	0	0	0	0
31 Flemer, Kevin	27.00	0-1	1	0	0	0/0	0	0.2	2	2	2	0	1	1	0	1	.500	0	0	0	0	0
Totals	4.09	8-3	11	11	0	0/0	1	99.0	92	54	45	38	89	20	6	3	.249	6	11	1	3	6
Opponents	8.27	3-8	11	11	0	0/0	2	94.2	128	92	87	57	70	20	10	13	.330	14	8	3	5	8

PB - Team (1), Harrison, K. 1, Opp (1). Pickoffs - Team (0), Opp (1). SBA/ATT - Eckert, T. (4-7), Lund, D. (2-5), Harrison, K. (4-4), Heimlich, L. (1-3), Ice, L. (0-3), Hickey, M. (0-2), Woodward, A. (0-1), Thompson, J. (1-1), Rasmussen, D (0-1).



(March Sorted by Batting avg)

Record: 13-4 Home: 11-2 Away: 2-2 Pac-12: 4-2

Player	avg	gp-gs	ab	r	h	2b	3b	hr	rbi	tb	slg%	bb	hp	so	gdp	ob%	sf	sh	sb-att	po	a	e	fld%
2 Gillette, Joe	.370	8-7	27	3	10	0	1	1	2	15	.556	2	1	9	0	.433	0	0	0-0	7	1	1	.889
24 Harrison, KJ	.338	17-17	65	10	22	7	0	3	18	38	.585	9	1	10	1	.416	2	0	0-0	181	7	1	.995
1 Donahue, Christian	.333	13-12	39	11	13	2	0	0	3	15	.385	5	1	8	1	.422	0	2	4-6	24	34	1	.983
18 Lund, Dane	.333	6-6	18	3	6	0	0	0	1	6	.333	1	0	0	0	.368	0	3	2-2	29	6	1	.972
40 Hendrix, Jeff	.328	17-17	67	16	22	4	2	2	10	36	.537	11	2	7	1	.438	0	1	2-2	41	1	0	1.000
28 Nobach, Kyle	.327	16-14	52	9	17	6	0	0	4	23	.442	1	2	7	0	.351	2	1	1-2	23	0	0	1.000
7 Morrison, Trevor	.290	17-17	62	11	18	3	0	0	10	21	.339	8	1	8	0	.375	1	4	0-0	27	63	2	.978
3 Church, Scotland	.286	4-2	7	2	2	0	0	0	1	2	.286	1	0	1	0	.375	0	0	2-2	0	0	1	.000
30 Howard, Michael	.259	11-9	27	3	7	1	0	1	6	11	.407	3	0	3	0	.323	1	0	0-0	15	0	0	1.000
16 Clark, Gabe	.211	17-14	57	6	12	2	0	4	12	26	.456	10	1	10	1	.333	1	0	1-1	0	0	0	.000
14 Hamilton, Caleb	.192	16-15	52	5	10	0	0	0	6	10	.192	4	0	11	0	.250	0	3	2-3	16	40	3	.949
10 Gretler, Michael	.182	9-7	22	0	4	0	0	0	2	4	.182	4	0	1	0	.308	0	0	0-0	4	19	0	1.000
9 Cary, Elliott	.111	7-2	9	1	1	0	0	0	0	1	.111	1	0	2	0	.200	0	0	0-0	2	1	0	1.000
33 Ice, Logan	.100	15-8	30	2	3	0	0	0	4	3	.100	3	1	6	1	.189	3	1	0-0	72	13	0	1.000
19 King, Billy	.067	11-5	15	1	1	0	0	0	0	1	.067	1	0	3	0	.125	0	0	1-1	13	0	0	1.000
11 Soto, Jackson	.000	3-0	3	0	0	0	0	0	0	0	.000	0	0	2	0	.000	0	0	0-0	0	0	0	.000
45 Jansen, Joey	.000	15-0	2	3	0	0	0	0	0	0	.000	1	0	2	0	.333	0	0	0-0	8	0	0	1.000
23 Moore, Andrew	.000	1-1	0	0	0	0	0	0	0	0	.000	0	0	0	0	.000	0	0	0-0	1	4	0	1.000
4 Mildenberg, Tyler	.000	2-0	0	0	0	0	0	0	0	0	.000	0	0	0	0	.000	0	2	0-0	0	0	0	.000
Totals	.267	17	554	86	148	25	3	11	79	212	.383	65	10	90	5	.349	10	17	15-19	467	209	13	.981
Opponents	.203	17	546	45	111	19	3	6	42	154	.282	43	8	114	16	.270	3	7	4-10	439	182	18	.972

LOB - Team (131), Opp (95). DPs turned - Team (19), Opp (9).

(March Sorted by Earned run avg)

Player	era	w-l	app	gs	cg	sho	sv	ip	h	r	er	bb	so	2b	3b	hr	b/avg	wp	hp	bk	sfa	sha
17 Fox, Mak	0.00	0-0	2	0	0	0/0	0	1.2	2	0	0	1	2	0	0	0	.286	0	0	0	0	0
3 Church, Scotland	0.00	0-0	3	0	0	0/0	0	1.1	3	1	0	2	0	1	0	0	.600	1	0	0	0	0
26 Shelton, Trent	0.00	0-0	1	0	0	0/0	0	1.0	2	0	0	0	0	1	0	0	.500	0	0	0	0	0
44 Thompson, Jake	0.00	0-0	1	1	0	0/0	0	0.1	0	0	0	1	0	0	0	0	.000	0	1	0	0	0
31 Flemer, Kevin	0.96	1-0	2	1	0	0/0	0	9.1	3	2	1	4	7	0	0	0	.103	0	0	0	0	0
15 Heimlich, Luke	1.17	1-1	11	0	0	0/1	1	15.1	8	3	2	2	13	0	0	1	.154	2	1	0	0	1
20 Hickey, Mitch	1.35	1-0	8	0	0	0/1	3	6.2	3	1	1	3	5	0	0	0	.130	0	1	0	0	0
23 Moore, Andrew	1.67	1-1	4	4	0	0/1	0	32.1	24	7	6	5	26	2	1	1	.214	0	1	0	1	3
25 Rasmussen, Drew	1.78	2-1	4	4	1	1/0	0	30.1	21	7	6	5	20	5	1	0	.200	0	1	0	2	2
32 Eckert, Travis	2.67	2-0	4	4	0	0/0	0	27.0	22	9	8	10	15	4	1	0	.227	0	2	0	0	0
35 Pomeroy, John	2.84	2-0	7	0	0	0/1	0	6.1	3	2	2	4	6	1	0	0	.143	0	0	0	0	0
12 Tweedt, Sam	3.00	3-0	5	3	0	0/0	0	21.0	15	7	7	5	18	5	0	2	.197	0	1	0	0	0
38 Reser, Zack	6.75	0-1	3	0	0	0/0	0	1.1	3	4	1	0	2	0	0	0	.375	0	0	0	0	0
34 Bauer, Clay	6.75	0-0	2	0	0	0/0	0	1.1	1	1	1	1	0	0	0	1	.250	0	0	0	0	1
6 Mets, Ryan	27.00	0-0	2	0	0	0/0	0	0.1	1	1	1	0	0	0	0	1	.500	0	0	0	0	0
Totals	2.02	13-4	17	17	1	2/1	4	155.2	111	45	35	43	114	19	3	6	.203	3	8	0	3	7
Opponents	4.61	4-13	17	17	2	0/0	2	146.1	148	86	75	65	90	25	3	11	.267	10	10	4	10	17

PB - Team (0), Opp (1). Pickoffs - Team (3), Moore, A. 1, Lund, D. 1, Rasmussen, D 1, Opp (1).



2015 OREGON STATE SEASON IN REVIEW

APRIL STATISTICS

TWITTER.COM/BEAVER_BASEBALL
 INSTAGRAM.COM/BEAVERBASEBALL
 FACEBOOK.COM/OREGONSTATEBASEBALL

(April Sorted by Batting avg)

Record: 7-6 Home: 4-2 Away: 3-4 Pac-12: 7-6

Player	avg	gp-gs	ab	r	h	2b	3b	hr	rbi	tb	slg%	bb	hp	so	gdp	ob%	sf	sh	sb-att	po	a	e	fld%
4 Mildenberg, Tyler	1.000	2-0	1	2	1	0	0	0	0	1	1.000	0	0	0	0	1.000	0	0	0-0	0	0	0	.000
18 Lund, Dane	.556	4-4	9	3	5	0	1	0	2	7	.778	2	0	2	0	.636	0	3	0-1	22	5	1	.964
40 Hendrix, Jeff	.364	13-13	44	9	16	3	1	0	6	21	.477	8	2	12	0	.473	1	4	0-0	35	0	0	1.000
19 King, Billy	.318	10-5	22	3	7	1	0	0	5	8	.364	1	0	4	0	.348	0	0	0-0	4	1	0	1.000
9 Cary, Elliott	.316	6-4	19	4	6	0	0	1	5	9	.474	1	1	5	0	.381	0	0	0-0	5	0	0	1.000
33 Ice, Logan	.308	11-8	26	3	8	2	0	1	2	13	.500	3	0	6	0	.379	0	4	0-0	61	6	0	1.000
1 Donahue, Christian	.300	11-11	40	6	12	0	1	0	3	14	.350	2	1	9	2	.341	1	3	1-3	7	25	4	.889
7 Morrison, Trevor	.293	12-12	41	4	12	1	0	0	3	13	.317	7	3	7	0	.431	0	1	1-2	15	32	4	.922
16 Clark, Gabe	.269	9-7	26	3	7	1	0	0	1	8	.308	2	1	10	0	.345	0	0	0-0	0	0	0	.000
28 Nobach, Kyle	.250	11-11	40	4	10	1	0	0	6	11	.275	4	0	6	3	.318	0	0	2-2	32	0	0	1.000
24 Harrison, KJ	.191	13-13	47	3	9	1	0	0	8	10	.213	5	2	20	2	.286	2	0	0-0	122	7	0	1.000
3 Church, Scotland	.182	4-3	11	0	2	0	0	0	0	2	.182	0	0	1	0	.182	0	0	0-0	8	0	0	1.000
30 Howard, Michael	.160	10-6	25	1	4	0	0	1	3	7	.280	2	0	5	0	.222	0	1	0-0	12	0	1	.923
14 Hamilton, Caleb	.100	12-10	30	7	3	0	0	1	2	6	.200	6	0	5	2	.250	0	2	0-1	6	26	2	.941
10 Gretler, Michael	.100	7-6	20	0	2	0	0	0	0	2	.100	1	0	9	0	.143	0	1	0-0	4	8	1	.923
2 Gillette, Joe	.083	5-3	12	0	1	0	0	0	0	1	.083	0	0	4	0	.083	0	0	0-0	5	0	1	.833
11 Soto, Jackson	.000	1-0	1	0	0	0	0	0	0	0	.000	0	0	1	0	.000	0	0	0-0	0	0	0	.000
45 Jansen, Joey	.000	9-0	1	0	0	0	0	0	0	0	.000	0	0	0	0	.000	0	0	1-1	0	0	1	.000
25 Rasmussen, Drew	.000	1-1	0	0	0	0	0	0	0	0	.000	0	0	0	0	.000	0	0	0-0	1	6	0	1.000
Totals	.253	13	415	52	105	10	3	4	46	133	.320	44	10	106	9	.336	4	19	5-10	344	127	15	.969
Opponents	.219	13	421	59	92	23	2	6	52	137	.325	50	7	89	3	.308	5	10	10-15	343	145	14	.972

LOB - Team (97), Opp (90). DPs turned - Team (4), Opp (15).

(April Sorted by Earned run avg)

Player	era	w-l	app	gs	cg	sho	sv	ip	h	r	er	bb	so	2b	3b	hr	b/avg	wp	hp	bk	sfa	sha
17 Fox, Mak	0.00	0-0	3	0	0	0/0	1	3.0	1	0	0	2	3	1	0	0	.100	0	0	1	0	0
3 Church, Scotland	0.00	0-0	1	0	0	0/0	0	2.0	0	0	0	0	0	0	0	0	.000	0	0	0	0	0
23 Moore, Andrew	2.13	2-1	5	5	1	0/0	0	38.0	22	11	9	8	34	8	1	2	.167	0	2	0	1	2
25 Rasmussen, Drew	3.33	1-2	4	4	0	0/0	0	27.0	20	10	10	13	19	2	0	0	.204	2	1	1	0	2
15 Heimlich, Luke	3.38	1-3	7	0	0	0/0	1	10.2	8	7	4	7	7	0	0	0	.205	1	2	0	1	2
20 Hickey, Mitch	3.60	0-0	6	0	0	0/0	3	5.0	4	2	2	2	7	3	0	0	.222	1	0	0	1	0
31 Flemer, Kevin	4.15	0-0	3	0	0	0/0	0	4.1	2	2	2	6	3	1	0	0	.143	0	0	0	0	0
12 Tweedt, Sam	5.40	2-0	5	0	0	0/0	0	3.1	3	3	2	2	2	1	1	0	.250	0	0	0	0	1
32 Eckert, Travis	7.79	1-0	4	4	0	0/0	0	17.1	23	15	15	6	10	5	0	1	.315	2	1	0	2	3
38 Reser, Zack	11.57	0-0	2	0	0	0/0	0	2.1	5	3	3	2	4	1	0	1	.455	0	0	0	0	0
35 Pomeroy, John	27.00	0-0	3	0	0	0/0	0	1.2	3	5	5	2	0	1	0	1	.375	1	1	0	0	0
26 Shelton, Trent	99.00	0-0	1	0	0	0/0	0	0.0	1	1	1	0	0	0	0	1	1.000	0	0	0	0	0
Totals	4.16	7-6	13	13	1	0/0	5	114.2	92	59	53	50	89	23	2	6	.219	7	7	2	5	10
Opponents	3.07	6-7	13	13	0	0/0	3	114.1	105	52	39	44	106	10	3	4	.253	9	10	1	4	19

PB - Team (1), Harrison, K. 1, Opp (3). Pickoffs - Team (1), Reser, Z. 1, Opp (2).



(May Sorted by Batting avg)

Record: 11-5-1 Home: 5-2-1 Away: 4-2 Neutral: 2-1 Pac-12: 8-2-1

Player	avg	gp-gs	ab	r	h	2b	3b	hr	rbi	tb	slg%	bb	hp	so	gdp	ob%	sf	sh	sb-att	po	a	e	fld%
29 Anderson, Jack	.500	3-0	4	1	2	0	0	0	0	2	.500	1	0	1	0	.600	0	0	0-0	0	0	0	.000
40 Hendrix, Jeff	.344	17-17	64	10	22	6	1	2	11	36	.563	12	1	12	1	.449	1	1	2-3	47	0	0	1.000
33 Ice, Logan	.333	15-11	42	6	14	3	1	2	9	25	.595	7	2	4	4	.442	1	1	0-0	70	9	0	1.000
28 Nobach, Kyle	.327	16-14	55	7	18	5	0	1	8	26	.473	6	0	9	1	.381	2	2	3-3	51	1	1	.981
9 Cary, Elliott	.306	15-13	49	9	15	1	1	0	8	18	.367	4	1	15	0	.370	0	1	1-1	18	1	1	.950
14 Hamilton, Caleb	.277	17-17	65	16	18	2	1	2	7	28	.431	9	0	14	1	.365	0	2	3-3	31	52	3	.965
19 King, Billy	.270	14-8	37	5	10	3	0	0	9	13	.351	2	2	11	0	.341	0	0	1-1	2	0	0	1.000
1 Donahue, Christian	.267	17-17	75	12	20	3	0	0	5	23	.307	4	1	16	0	.313	0	0	3-5	26	52	2	.975
24 Harrison, KJ	.262	17-17	65	12	17	2	0	3	20	28	.431	7	4	15	1	.350	4	0	1-1	168	14	1	.995
2 Gillette, Joe	.259	13-6	27	6	7	1	1	1	4	13	.481	2	0	9	0	.310	0	1	1-1	6	1	0	1.000
3 Church, Scotland	.250	3-1	4	0	1	0	0	0	0	1	.250	0	0	1	0	.250	0	0	0-0	3	2	0	1.000
7 Morrison, Trevor	.250	2-1	4	0	1	0	0	0	0	1	.250	0	0	3	0	.250	0	0	0-0	3	6	0	1.000
30 Howard, Michael	.214	9-4	14	2	3	0	0	0	1	3	.214	4	0	3	0	.389	0	2	0-0	3	0	0	1.000
18 Lund, Dane	.190	11-6	21	6	4	1	0	0	0	5	.238	3	0	6	0	.292	0	2	0-0	21	6	0	1.000
10 Gretler, Michael	.159	17-14	44	1	7	1	0	0	7	8	.182	6	0	8	1	.255	1	6	0-1	5	24	4	.879
16 Clark, Gabe	.100	5-2	10	1	1	0	0	1	2	4	.400	1	0	4	0	.182	0	0	0-0	3	0	0	1.000
45 Jansen, Joey	.000	13-0	4	2	0	0	0	0	0	0	.000	0	0	1	0	.000	0	0	0-0	6	0	0	1.000
4 Mildenberg, Tyler	.000	2-0	1	0	0	0	0	0	0	0	.000	0	0	1	0	.000	0	0	0-0	0	1	0	1.000
32 Eckert, Travis	.000	2-2	0	0	0	0	0	0	0	0	.000	0	0	0	0	.000	0	0	0-0	2	8	0	1.000
25 Rasmussen, Drew	.000	3-3	0	0	0	0	0	0	0	0	.000	0	0	0	0	.000	0	0	0-0	1	8	0	1.000
Totals	.274	17	585	96	160	28	5	12	91	234	.400	68	11	133	9	.355	9	18	15-19	474	201	13	.981
Opponents	.230	17	569	49	131	25	4	6	46	182	.320	53	8	98	16	.301	7	15	3-7	465	210	20	.971

LOB - Team (130), Opp (129). DPs turned - Team (20), Opp (13).

(May Sorted by Earned run avg)

Player	era	w-l	app	gs	cg	sho	sv	ip	h	r	er	bb	so	2b	3b	hr	b/avg	wp	hp	bk	sfa	sha
3 Church, Scotland	0.00	1-0	6	0	0	0/0	0	12.1	5	0	0	7	6	0	0	0	.132	1	0	0	0	2
31 Flemer, Kevin	0.00	0-0	4	0	0	0/1	0	2.0	1	0	0	3	2	0	0	0	.143	2	0	0	0	0
35 Pomeroy, John	0.00	0-0	2	0	0	0/0	0	1.0	0	0	0	1	0	0	0	0	.000	0	0	0	0	0
6 Mets, Ryan	0.00	0-0	2	0	0	0/0	0	0.2	1	0	0	0	0	0	0	0	.333	0	0	0	0	0
23 Moore, Andrew	1.72	3-0	4	4	2	2/0	0	31.1	25	6	6	6	30	4	0	1	.225	0	0	0	1	4
17 Fox, Mak	2.08	0-0	7	0	0	0/1	0	4.1	4	1	1	2	5	1	0	0	.250	0	0	0	1	0
15 Heimlich, Luke	2.16	0-0	8	0	0	0/0	2	16.2	15	6	4	3	9	4	0	0	.242	1	1	1	1	2
20 Hickey, Mitch	2.16	0-1	8	0	0	0/1	4	8.1	6	3	2	6	2	4	0	1	.231	3	1	0	1	0
12 Tweedt, Sam	2.37	2-1	7	3	0	0/1	0	19.0	15	7	5	7	7	4	1	0	.221	2	2	0	0	3
25 Rasmussen, Drew	3.66	3-1	6	5	1	1/1	0	32.0	31	13	13	8	21	3	1	2	.256	4	2	0	1	3
32 Eckert, Travis	3.86	2-2	5	5	0	0/0	0	28.0	25	12	12	9	14	5	1	2	.238	1	2	0	2	0
38 Reser, Zack	3.86	0-0	3	0	0	0/1	0	2.1	3	1	1	1	2	0	1	0	.333	0	0	0	0	1
Totals	2.51	11-5	17	17	3	5/2	6	158.0	131	49	44	53	98	25	4	6	.230	14	8	1	7	15
Opponents	4.88	5-11	17	17	0	0/0	3	155.0	160	96	84	68	133	28	5	12	.274	15	11	2	9	18

PB - Team (3), Lund, D. 3, Opp (1). Pickoffs - Team (0), Opp (4).



2015 OREGON STATE SEASON IN REVIEW

PAC-12/NATIONAL RANKINGS

TWITTER.COM/BEAVER_BASEBALL
 INSTAGRAM.COM/BEAVERBASEBALL
 FACEBOOK.COM/OREGONSTATEBASEBALL

Individual

Gabe Clark

Statistic	No.	Pac-12	National
Home Runs	8	T6	194

Caleb Hamilton

Statistic	No.	Pac-12	National
Assists	146	10	-

KJ Harrison

Statistic	No.	Pac-12	National
Runs Batted In	60	1	27
Fielding Chances	610	1	-
Putouts	572	1	-
Sacrifice Flies	8	T2	10
Home Runs	10	3	108
Fielding Double Plays	42	3	-
Slugging Percentage	.527	6	207
Total Bases	116	T6	157

Luke Heimlich

Statistic	No.	Pac-12	National
Appearances	29	10	76
Saves	4	T10	-

Jeff Hendrix

Statistic	No.	Pac-12	National
Fielding Percentage	1.000	T1	-
On-Base Percentage	.447	2	97
Walks	38	2	78
Triples	5	T2	45
Slugging Percentage	.534	5	191
Total Bases	118	5	137
Batting Average	.339	7	220
Doubles	15	T7	-
Hits	75	T8	172
Runs Scored	45	T9	-

Mitch Hickey

Statistic	No.	Pac-12	National
Saves	11	4	33

Logan Ice

Statistic	No.	Pac-12	National
Fielding Percentage	1.000	T1	-
Sacrifice Flies	6	T4	50
Caught Stealing By	12	8	-

Andrew Moore

Statistic	No.	Pac-12	National
Opposing Batting Average	.200	1	-
Innings Pitched	122.1	1	-
Earned Run Average	1.91	2	32
Batters Struck Out	111	2	23
Wins	7	T9	122

Drew Rasmussen

Statistic	No.	Pac-12	National
Innings Pitched	106.0	5	-
Batters Struck Out	82	5	112
Opposing Batting Average	.223	9	-
Wins	7	T9	122

Sam Tweedt

Statistic	No.	Pac-12	National
Wins	8	T3	63

Team

Offense

Statistic	No.	Pac-12	National
Triples	21	1	19
Home Runs	40	2	68
Walks	234	3	65
Strikeouts	399	3	-
Sacrifice Bunts	62	3	20
Sacrifice Flies	28	T3	50
On-Base Percentage	.363	4	113
Runs Batted In	302	4	-
Batting Average	.279	5	113
Runs Scored	326	5	85
Hits	541	5	96
Total Plate Appearances	2,305	5	-
Slugging Percentage	.405	6	79
Total Bases	786	6	-
At Bats	1,942	6	-
Doubles	83	8	183
Stolen Bases	42	8	203
Hit By Pitch	39	10	243

Pitching

Statistic	No.	Pac-12	National
Hits Allowed	426	1	-
Opposing Batting Average	.224	2	-
Wins	39	2	-
WHIP	1.16	2	8
Saves	16	2	-
Shutouts	7	2	12
Earned Run Average	3.02	3	20
Runs Allowed	207	3	-
Earned Runs Allowed	177	4	-
Innings Pitched	527.1	5	-
Strikeouts	390	6	-
Walks Allowed	184	6	-
Pickoffs	4	T8	-

Fielding

Statistic	No.	Pac-12	National
Fielding Percentage	.977	1	16
Assists	660	3	-
Double Plays	54	3	35
Chances	2,295	4	-
Putouts	1,582	5	-
Caught Stealing By	24	T6	-
Passed Balls	5	10	-
Errors	53	10	-
Stolen Bases Against	23	11	-

* Indicates per 9 innings pitched



Record By Player Starts

Player	C	1B	2B	3B	SS	LF	CF	RF	DH
Anderson	0-0	0-0	0-0	0-0	0-0	0-0	0-0	0-0	0-0
Brunner	0-0	0-0	0-0	0-0	0-0	0-0	0-0	0-0	0-0
Cary	0-0	0-0	0-0	0-0	0-0	0-0	0-0	16-6	1-0
Church	0-0	0-0	0-0	0-0	0-0	2-2	0-0	5-2	0-0
Clark	0-0	1-0	0-0	0-0	0-0	0-0	0-0	0-0	15-11
Donahue	0-0	0-0	30-17	0-0	0-0	0-0	0-0	0-0	0-0
Gillette	0-0	0-0	0-0	2-0	0-0	7-5	0-0	2-6	1-0
Gretler	0-0	0-0	0-0	22-8	0-0	0-0	0-0	0-0	0-0
Hamilton	0-0	0-0	9-1	15-10	12-5	0-0	0-0	0-0	0-0
Harrison	4-2	35-16	0-0	0-0	0-0	0-0	0-0	0-0	0-0
Hendrix	0-0	0-0	0-0	0-0	0-0	0-0	39-18	0-0	0-0
Howard	0-0	0-0	0-0	0-0	0-0	3-2	0-0	11-2	2-0
Ice	24-10	0-0	0-0	0-0	0-0	0-0	0-0	0-0	0-0
Jansen	0-0	0-0	0-0	0-0	0-0	2-0	0-0	0-0	0-0
King	0-0	3-2	0-0	0-0	0-0	0-0	0-0	0-0	13-6
Lund	11-6	0-0	0-0	0-0	0-0	0-0	0-0	0-0	0-0
Mildenberg	0-0	0-0	0-0	0-0	0-0	0-0	0-0	0-0	0-0
Morrison	0-0	0-0	0-0	0-0	27-13	0-0	0-0	0-0	0-0
Nobach	0-0	0-0	0-0	0-0	0-0	25-9	0-0	5-2	0-0
Soto	0-0	0-0	0-0	0-0	0-0	0-0	0-0	0-0	0-0

Record By Batting Order Starts

Player	1	2	3	4	5	6	7	8	9
Anderson	0-0	0-0	0-0	0-0	0-0	0-0	0-0	0-0	0-0
Brunner	0-0	0-0	0-0	0-0	0-0	0-0	0-0	0-0	0-0
Cary	0-1	2-1	0-0	0-0	5-1	3-1	5-2	1-0	0-0
Church	0-0	1-0	0-0	0-0	0-0	3-3	4-1	0-0	0-0
Clark	0-0	0-0	0-1	17-7	0-1	1-2	0-0	0-0	0-0
Donahue	13-2	2-4	0-0	0-0	0-0	0-0	0-0	0-1	15-10
Gillette	0-0	1-2	0-0	0-0	4-5	1-2	3-0	3-2	0-0
Gretler	0-0	0-0	0-0	0-0	0-0	2-0	0-2	10-4	11-2
Hamilton	2-2	6-1	0-0	0-0	2-0	5-1	3-1	13-6	5-4
Harrison	0-0	0-0	24-12	15-6	0-0	0-0	0-0	0-0	0-0
Hendrix	21-10	2-1	15-5	1-2	0-0	0-0	0-0	0-0	0-0
Howard	0-0	0-0	0-0	2-0	7-1	4-1	3-2	0-0	0-0
Ice	0-0	0-0	0-0	0-0	0-0	3-1	6-7	10-2	1-0
Jansen	0-0	1-0	0-0	0-0	0-0	0-0	0-0	1-0	0-0
King	0-0	0-0	0-0	3-3	7-5	3-0	3-0	0-0	0-0
Lund	0-0	10-4	0-0	0-0	0-0	0-0	1-1	0-0	0-1
Mildenberg	0-0	0-0	0-0	0-0	0-0	0-0	0-0	0-0	0-0
Morrison	3-3	14-5	0-0	0-0	2-1	0-0	0-0	1-3	7-1
Nobach	0-0	0-0	0-0	0-0	7-3	13-7	9-1	0-0	0-0
Soto	0-0	0-0	0-0	0-0	0-0	0-0	0-0	0-0	0-0

Batter Breakdown

Player	Multiple-Hit Games					Multiple-RBI Games					Home Runs					Last
	2	3	4	5+	Tot.	2	3	4	5+	Tot.	Solo	2-Run	3-Run	GS	Tot.	
Anderson	-	-	-	-	-	-	-	-	-	-	-	-	-	-	-	-
Brunner	-	-	-	-	-	-	-	-	-	-	-	-	-	-	-	-
Cary	6	-	-	-	6	3	1	-	-	4	-	1	-	-	1	4/4 vs. UCLA
Church	2	-	-	-	2	1	-	-	-	1	-	-	-	-	-	-
Clark	4	1	1	-	6	4	3	1	-	8	3	3	2	-	8	5/17 vs. STAN
Donahue	13	2	-	-	15	4	1	-	-	5	-	-	-	-	-	-
Gillette	4	2	-	-	6	4	-	-	-	4	1	1	-	-	2	5/13 vs. UP
Gretler	4	-	-	-	4	3	-	-	-	3	-	-	-	-	-	-
Hamilton	4	3	1	-	8	2	1	1	-	4	2	2	-	-	4	5/22 vs. CAL
Harrison	15	5	-	-	20	10	4	2	1	18	6	2	1	1	10	5/15 vs. STAN
Hendrix	13	5	1	-	19	7	2	1	-	10	3	2	1	-	6	5/13 vs. UP
Howard	2	-	-	-	2	1	1	-	-	2	2	1	-	-	2	4/19 vs. ARIZ
Ice	5	1	1	-	7	5	1	-	-	6	1	1	1	-	2	5/13 vs. UP
Jansen	-	-	-	-	-	-	-	-	-	-	-	-	-	-	-	-
King	4	1	-	-	5	4	1	-	-	5	-	-	-	-	-	-
Lund	3	2	-	-	5	2	-	-	-	2	-	-	-	-	-	-
Mildenberg	-	-	-	-	-	-	-	-	-	-	-	-	-	-	-	-
Morrison	8	2	1	-	11	3	1	-	-	4	-	1	-	-	1	2/28 vs. GSU
Nobach	16	-	1	-	17	7	1	-	-	8	-	2	-	-	2	5/13 vs. UP
Soto	-	-	-	-	-	-	-	-	-	-	-	-	-	-	-	-
Totals	104	23	6	0	133	60	17	5	1	83	18	16	5	1	40	-

Inning-By-Inning

	1	2	3	4	5	6	7	8	9	EX	Total
Oregon State	32	33	62	37	36	31	39	39	12	5	326
Opponents	16	13	12	28	32	23	28	42	12	1	207

Oregon State 9+ To The Plate

Date	Opponent	Inn.	AB	R
5/14	Portland	3	9	5
5/14	Portland	6	9	5
5/17	Stanford	8	9	4
5/23	California	8	9	6
2/20	Kansas State	2	11	6
2/22	Kansas	1	11	7
2/28	Grambling State (1)	6	10	6
2/28	Grambling State (1)	8	14	9
3/4	Portland	2	9	5
3/7	Fresno State (2)	3	12	8
3/10	Portland	3	9	5
3/25	San Jose State	7	11	6
4/4	UCLA	4	9	5
4/12	Oregon	3	10	6
4/26	USC	4	9	4
5/5	Oregon	3	9	5



2015 OREGON STATE SEASON IN REVIEW

PITCHING BREAKDOWN

TWITTER.COM/BEAVER_BASEBALL
 INSTAGRAM.COM/BEAVERBASEBALL
 FACEBOOK.COM/OREGONSTATEBASEBALL

Oregon State Starters

Pitcher	Starts	QS	Pct.	#P/Start	IP/Start	PCK	DP	Runs For	R/Start	Team Rec.
Eckert, Travis	16	8	.500	86	5.2	0	9	95	5.9	10-5-1
Flemer, Kevin	1	1	1.000	83	6.2	0	1	8	8.0	1-0
Heimlich, Luke	2	0	.000	72	4.2	0	1	10	5.0	0-2
Moore, Andrew	16	13	.813	107	7.2	1	11	58	3.6	13-3
Rasmussen, Drew	14	10	.714	99	7.1	0	7	72	5.1	8-6
Thompson, Jake	3	0	.000	48	2.0	0	1	19	6.3	2-1
Tweedt, Sam	6	4	.667	84	6.2	0	2	64	10.7	5-1

Note: Stats are for starts only

Oregon State Bullpen (Relief Appearances Only)

Reliever	LAST APP (Dec.)	IP	H	R	ER	BB	SO	SV/OPP	HD/OPP	1st AB		
										RET/FACED	RI/S	PCT
Bauer, Clay	3/27 vs. Cal Poly (ND)	0.1	1	1	1	0	0	0/0	0/0	3/5	7/7	1.000
Church, Scotland	5/31 vs. VCU (ND)	1.1	1	0	0	0	0	0/0	2/2	8/12	13/3	.231
Flemer, Kevin	5/31 vs. VCU (ND)	0.1	0	0	0	2	0	0/0	0/0	6/9	13/3	.273
Fox, Mak	5/31 vs. VCU (ND)	0.0	1	0	0	0	0	1/1	2/2	7/13	15/4	.267
Heimlich, Luke	5/31 vs. Dallas Baptist (ND)	5.1	6	3	3	2	3	4/5	4/5	19/27	27/9	.333
Hickey, Mitch	5/31 vs. Dallas Baptist (ND)	0.1	1	1	1	0	0	11/12	0/1	16/27	30/11	.333
Mets, Ryan	5/31 vs. VCU (ND)	0.1	1	0	0	0	0	0/0	1/1	4/6	5/2	.400
Pomeroy, John	5/31 vs. VCU (ND)	0.0	0	0	0	1	0	0/0	3/4	10/15	14/4	.286
Rasmussen, Drew	5/19 vs. Oregon (ND)	0.0	1	0	0	0	0	0/1	2/2	3/5	7/3	.429
Reser, Zack	5/31 vs. Dallas Baptist (ND)	0.1	0	0	0	1	1	0/0	0/0	4/8	5/3	.600
Shelton, Trent	4/12 vs. Oregon (ND)	0.0	1	1	1	0	0	0/0	0/0	3/5	5/2	.400
Tweedt, Sam	5/24 vs. California (ND)	0.1	1	2	2	0	0	0/0	1/1	9/15	12/3	.250
Woodward, Austin	2/27 vs. Grambling St. (ND)	0.0	2	2	2	0	0	0/0	0/0	2/3	4/3	.750

	W-L	ERA	IP	H	R	ER	BB	SO
Starters	25-10	2.90	369.1	297	133	119	92	266
Relievers	14-8	3.38	157.0	128	74	59	92	125

Oregon State Bullpen By Month

Month	W-L	ERA	SV/OPP	IP	H	ER	BB	SO
February	5-1	4.10	1/3	35.0	32	17	23	37
March	5-2	2.31	4/4	39.0	30	10	17	32
April	3-3	5.01	5/6	32.1	27	18	23	26
May	1-2	2.40	6/6	48.2	39	13	26	28
June								

Oregon State Bullpen By Location

Location	W-L	ERA	SV/OPP	IP	H	ER	BB	SO
Home	7-1	2.81	7/7	67.1	52	21	36	49
Road	2-6	4.47	7/8	48.1	45	24	33	37
Neutral	5-1	2.90	2/4	40.1	31	13	22	41

Oregon State Staff By Series/Opponent

Team	W-L	ERA	IP	H	ER	BB	SO
Surprise Classic	2-2	3.16	37.0	35	13	16	33
Pac-12/Big 12 C.	3-1	6.43	35.0	41	25	13	25
Grambling State	3-0	2.33	27.0	16	7	9	31
Portland	3-0	1.33	27.0	17	4	4	28
Fresno State	4-0	0.95	38.0	21	4	8	25
Arizona State	1-2	3.51	25.2	28	10	10	10
Washington State	3-0	0.93	29.0	16	3	2	33
San Jose State	2-0	1.50	18.0	6	3	4	11
Cal Poly	1-2	4.33	27.0	30	13	15	15
UCLA	1-2	5.76	25.0	17	16	8	17
Oregon	2-3	2.36	45.2	32	12	23	31
Arizona	2-1	2.33	27.0	16	7	11	20
USC	2-1	6.00	27.0	28	18	12	20
Washington	2-1	2.67	27.0	22	8	9	21
Utah	2-0-1	0.55	33.0	18	2	7	13
Stanford	3-0	3.33	27.0	23	10	18	13
California	2-1	2.33	27.0	21	7	2	24
NCAA Regional	1-2	5.76	25.0	29	16	11	17



#34 Clay Bauer

Date	Opponent	W-L-S-H	IP	H	R	ER	BB	SO	NP/S
2/15	New Mexico	ND	2.0	0	0	0	0	4	26/18
2/20	Kansas State	ND	0.0	3	3	3	0	0	14/8
2/28	Grambling State	ND	1.1	0	0	0	0	1	21/12
3/8	Fresno State	H	1.0	0	0	0	1	0	15/8
3/27	Cal Poly	ND	0.1	1	1	1	0	0	7/5

#3 Scotland Church

Date	Opponent	W-L-S-H	IP	H	R	ER	BB	SO	NP/S
2/15	New Mexico	ND	1.0	2	2	0	1	1	24/13
2/28	Grambling State	ND	1.0	0	0	0	2	1	19/8
3/4	Portland	ND	0.2	2	1	0	1	0	22/10
3/8	Fresno State	ND	0.0	1	0	0	0	0	3/2
3/27	Cal Poly	ND	0.2	0	0	0	1	0	11/5
4/24	USC	ND	2.0	0	0	0	0	0	11/10
5/1	Washington	ND	2.1	1	0	0	2	2	38/21
5/10	Utah	ND	4.1	2	0	0	2	3	61/36
5/15	Stanford	H	1.1	0	0	0	2	0	21/10
5/17	Stanford	H	2.1	1	0	0	1	1	27/17
5/29	Texas	W	0.1	0	0	0	0	0	6/4
5/31	VCU	ND	1.1	1	0	0	0	0	18/13

#32 Travis Eckert

Date	Opponent	W-L-S-H	IP	H	R	ER	BB	SO	NP/S
2/14	Michigan St. * ^	ND	6.0	5	1	1	2	2	83/53
2/20	Kansas State. *	ND	4.0	7	4	4	1	2	60/39
2/28	Grambling St. * ^	W	8.0	5	2	1	2	7	108/77
3/7	Fresno State * ^	W	8.2	4	2	2	1	5	108/69
3/15	Arizona State * ^	ND	6.2	4	4	3	5	1	94/54
3/22	Washington St. *	ND	5.2	8	1	1	1	6	93/62
3/29	Cal Poly * ^	W	6.0	6	2	2	3	3	104/65
4/4	UCLA *	ND	4.2	7	4	4	1	2	80/55
4/12	Oregon *	ND	2.0	7	5	5	0	2	44/34
4/19	Arizona * ^	W	7.1	5	2	2	3	4	121/70
4/26	USC *	ND	3.1	4	4	4	2	2	70/43
5/2	Washington * ^	W	7.2	3	0	0	2	4	116/79
5/10	Utah * ^	ND	8.2	4	2	2	2	4	94/62
5/17	Stanford *	W	5.1	7	3	3	2	0	86/52
5/24	California *	L	4.1	7	4	4	1	5	71/49
5/31	Dallas Baptist *	L	2.0	4	3	3	2	1	48/25

#31 Kevin Flemer

Date	Opponent	W-L-S-H	IP	H	R	ER	BB	SO	NP/S
2/15	New Mexico	L	0.2	2	2	2	0	1	14/9
3/8	Fresno State	W	2.2	1	1	0	2	2	41/22
3/25	San Jose State * ^	ND	6.2	2	1	1	2	5	83/55
4/3	UCLA	ND	2.0	0	0	0	2	2	36/19
4/12	Oregon	ND	2.0	0	0	0	1	1	23/14
4/24	USC	ND	0.1	2	2	2	3	0	23/8
5/13	Portland	ND	1.0	1	0	0	0	2	16/10
5/17	Stanford	ND	0.0	0	0	0	1	0	5/1
5/24	California	ND	0.2	0	0	0	0	0	3/3
5/31	VCU	ND	0.1	0	0	0	2	0	13/3

#17 Mak Fox

Date	Opponent	W-L-S-H	IP	H	R	ER	BB	SO	NP/S
2/15	New Mexico	ND	0.0	0	0	0	1	0	4/0
3/27	Cal Poly	ND	1.1	2	0	0	1	2	32/17
3/29	Cal Poly	H	0.1	0	0	0	0	0	3/2
4/3	UCLA	ND	0.1	1	0	0	0	0	10/5
4/11	Oregon	S	2.2	0	0	0	1	3	38/26
4/25	USC	ND	0.0	0	0	0	1	0	6/2
5/1	Washington	ND	0.1	2	1	1	0	0	4/4
5/13	Portland	ND	1.0	0	0	0	0	2	13/9
5/16	Stanford	H	1.0	0	0	0	0	0	10/7
5/17	Stanford	ND	0.1	0	0	0	1	1	10/4
5/19	Oregon	ND	1.1	1	0	0	1	2	30/20
5/24	California	ND	0.1	0	0	0	0	0	2/1
5/31	VCU	ND	0.0	1	0	0	0	0	4/2

#15 Luke Heimlich

Date	Opponent	W-L-S-H	IP	H	R	ER	BB	SO	NP/S
2/15	New Mexico *	ND	4.1	4	1	1	1	3	64/41
2/21	Oklahoma *	L	5.0	8	9	8	2	2	87/51
2/27	Grambling State	ND	0.1	0	2	2	2	1	17/8
3/4	Portland	ND	1.0	0	0	0	0	3	12/9
3/7	Fresno State	H	0.2	0	0	0	0	0	8/5
3/8	Fresno State	S	3.2	1	0	0	0	2	40/27
3/10	Portland	ND	1.2	0	0	0	0	0	24/15
3/13	Arizona State	H	0.1	0	0	0	0	0	4/2
3/14	Arizona State	H	0.1	0	0	0	0	0	8/5
3/15	Arizona State	L	0.1	2	2	1	1	0	16/9
3/20	Washington State	ND	0.1	0	0	0	0	1	6/3
3/22	Washington State	W	5.1	2	0	0	0	6	64/42
3/28	Cal Poly	ND	0.1	3	1	1	0	0	11/8
3/29	Cal Poly	H	1.1	0	0	0	1	1	19/12
4/2	UCLA	S	1.1	1	1	1	1	1	28/17
4/4	UCLA	L	1.2	1	2	2	0	1	24/18
4/10	Oregon	L	1.1	0	2	0	2	1	40/22
4/12	Oregon	L	1.1	1	1	0	3	0	35/17
4/19	Arizona	ND	0.0	2	1	1	1	0	17/8
4/26	USC	W	4.0	2	0	0	0	3	50/30
4/30	Washington	ND	1.0	1	0	0	0	1	11/8
5/5	Oregon	S	3.1	2	0	0	0	1	39/20
5/10	Utah	ND	0.1	0	0	0	0	0	1/1
5/15	Stanford	S	2.0	3	0	0	0	1	32/24
5/16	Stanford	ND	1.0	1	1	1	1	0	22/14
5/19	Oregon	ND	1.2	3	2	0	0	2	28/22
5/24	California	ND	1.1	0	0	0	0	1	19/12
5/31	VCU	ND	1.2	0	0	0	0	1	14/10
5/31	Dallas Baptist	ND	5.1	6	3	3	2	3	98/63

#20 Mitch Hickey

Date	Opponent	W-L-S-H	IP	H	R	ER	BB	SO	NP/S
2/13	Northwestern	W	2.0	1	0	0	0	2	28/20
2/16	New Mexico	ND	2.1	2	0	0	2	0	31/17
2/19	Oklahoma State	S	1.0	0	0	0	0	3	13/9
2/20	Kansas State	W	1.0	2	2	2	1	0	28/17
2/27	Grambling State	W	1.1	1	0	0	3	2	36/17
3/4	Portland	ND	1.1	0	0	0	0	2	24/14
3/6	Fresno State	W	1.0	0	0	0	2	0	22/12
3/7	Fresno State	S	1.0	1	0	0	0	0	6/5
3/13	Arizona State	S	1.0	1	0	0	0	0	11/6
3/14	Arizona State	ND	0.1	1	0	0	0	1	10/5
3/15	Arizona State	ND	0.0	0	1	1	1	0	7/2
3/25	San Jose State	ND	1.0	0	0	0	0	1	13/9
3/29	Cal Poly	S	1.0	0	0	0	0	1	16/11
4/4	UCLA	ND	0.2	3	2	2	1	1	22/12
4/10	Oregon	ND	0.0	0	0	0	1	0	6/2
4/12	Oregon	ND	0.2	0	0	0	0	1	12/8
4/19	Arizona	S	1.2	0	0	0	0	1	20/14
4/26	USC	S	1.0	0	0	0	0	1	9/7
4/30	Washington	S	1.0	1	0	0	0	3	15/11
5/2	Washington	S	1.1	1	1	0	1	1	26/13
5/9	Utah	S	0.2	0	0	0	0	0	9/5
5/10	Utah	ND	1.1	1	0	0	3	1	26/10
5/16	Stanford	S	1.0	0	0	0	0	0	12/8
5/19	Oregon	L	2.0	2	1	1	1	0	24/13
5/24	California	ND	0.2	1	0	0	0	0	11/6
5/29	Texas	S	1.0	0	0	0	1	0	10/6
5/31	Dallas Baptist	ND	0.1	1	1	1	0	0	6/4

#6 Ryan Mets

Date	Opponent	W-L-S-H	IP	H	R	ER	BB	SO	NP/S
2/15	New Mexico	ND	0.2	0	0	0	0	1	12/7
2/22	Kansas	ND	1.0	0	0	0	0	1	8/7
3/8	Fresno State	H	0.1	0	0	0	0	0	1/1
3/25	San Jose State	ND	0.0	1	1	1	0	0	5/3
5/24	California	ND	0.1	1	0	0	0	0	6/4
5/31	VCU	ND	0.1	0	0	0	0	0	6/3



2015 OREGON STATE SEASON IN REVIEW

PITCHING APPEARANCES

TWITTER.COM/BEAVER_BASEBALL
INSTAGRAM.COM/BEAVERBASEBALL
FACEBOOK.COM/OREGONSTATEBASEBALL

#23 Andrew Moore

Date	Opponent	W-L-S-H	IP	H	R	ER	BB	SO	NP/S
2/13	Northwestern * ^	ND	7.0	5	1	1	0	9	96/69
2/19	Oklahoma St. * ^	W	6.1	7	3	3	2	2	102/67
2/27	Grambling St. * ^	ND	7.1	3	3	1	0	10	101/72
3/6	Fresno State * ^	ND	10.0	3	1	1	1	10	112/81
3/13	Arizona State * ^	ND	7.1	7	0	0	1	3	101/66
3/20	Washington St. * ^	W	8.2	6	2	2	1	10	122/88
3/27	Cal Poly * ^	L	6.1	8	4	3	2	3	96/72
4/2	UCLA * ^	W	7.2	4	1	0	0	8	107/73
4/10	Oregon * ^	ND	7.1	2	1	0	2	7	121/79
4/17	Arizona * ^	W	9.0	5	1	1	2	8	113/78
4/24	USC *	L	6.1	9	6	6	1	5	98/66
4/30	Washington * ^	ND	7.2	2	2	2	2	6	109/70
5/8	Utah * ^	W	9.0	6	0	0	0	4	99/76
5/15	Stanford *	W	5.2	8	2	2	4	5	104/65
5/22	California * ^	W	9.0	2	0	0	0	13	99/70
5/29	Texas *	ND	7.2	9	4	4	2	8	117/82

#35 John Pomeroy

Date	Opponent	W-L-S-H	IP	H	R	ER	BB	SO	NP/S
2/14	Michigan St.	H	0.2	0	0	0	1	2	18/12
2/16	New Mexico	ND	0.1	0	0	0	0	0	1/1
2/20	Kansas State	ND	0.2	1	0	0	1	0	11/5
3/10	Portland	ND	2.0	0	0	0	1	3	22/15
3/13	Arizona State	H	0.1	0	0	0	0	0	2/2
3/14	Arizona State	ND	0.1	2	2	2	1	1	13/9
3/15	Arizona State	ND	1.0	1	0	0	0	1	9/6
3/24	San Jose State	ND	1.0	0	0	0	0	1	16/12
3/25	San Jose State	W	1.0	0	0	0	1	0	17/10
3/29	Cal Poly	H	0.1	0	0	0	1	0	9/4
4/4	UCLA	ND	0.0	0	1	1	1	0	5/1
4/18	Arizona	ND	1.1	1	1	1	1	0	22/10
4/24	USC	ND	0.1	2	3	3	0	0	12/7
5/17	Stanford	ND	1.0	0	0	0	0	0	13/8
5/31	VCU	ND	0.0	0	0	0	1	0	5/1

#25 Drew Rasmussen

Date	Opponent	W-L-S-H	IP	H	R	ER	BB	SO	NP/S
2/14	Michigan St.	ND	1.1	2	2	2	1	1	26/12
2/16	New Mexico	ND	2.1	3	0	0	3	3	49/30
2/19	Oklahoma State	H	1.2	2	0	0	0	2	38/26
2/22	Kansas	H	3.2	3	1	1	0	7	50/41
2/28	Grambling St. * ^	W	7.2	4	3	1	0	9	101/69
3/7	Fresno State * ^	W	7.1	8	2	1	0	5	103/66
3/14	Arizona State * ^	ND	6.2	7	1	1	1	3	90/58
3/21	Washington St. * ^	W	9.0	0	0	0	0	10	103/76
3/28	Cal Poly *	L	7.1	6	4	4	4	2	96/58
4/3	UCLA *	L	5.2	7	4	4	2	1	89/58
4/11	Oregon * ^	W	6.1	3	2	2	4	4	117/72
4/18	Arizona * ^	L	7.0	3	2	2	4	7	105/63
4/25	USC * ^	ND	8.0	7	2	2	3	7	116/74
5/1	Washington *	ND	4.1	9	6	6	2	3	81/52
5/9	Utah * ^	W	8.1	5	0	0	1	5	106/74
5/16	Stanford * ^	W	6.0	3	2	2	4	5	105/66
5/19	Oregon	ND	0.0	1	0	0	0	0	5/4
5/23	California * ^	W	9.0	6	0	0	1	5	104/68
5/31	VCU *	L	4.1	7	5	5	0	3	71/47

#38 Zack Reser

Date	Opponent	W-L-S-H	IP	H	R	ER	BB	SO	NP/S
3/7	Fresno State	ND	0.1	0	0	0	0	1	5/3
3/14	Arizona State	L	0.2	1	1	1	0	0	12/7
3/27	Cal Poly	ND	0.1	2	3	0	0	1	13/12
4/4	UCLA	ND	0.1	2	0	0	0	1	14/8
4/12	Oregon	ND	2.0	3	3	3	2	3	44/24
5/13	Portland	ND	1.0	0	0	0	0	2	8/5
5/24	California	ND	1.0	3	1	1	0	0	7/6
5/31	Dallas Baptist	ND	0.1	0	0	0	1	1	9/3

#26 Trent Shelton

Date	Opponent	W-L-S-H	IP	H	R	ER	BB	SO	NP/S
2/14	Michigan St.	ND	1.1	0	0	0	1	0	24/14
2/15	New Mexico	ND	0.0	0	1	1	1	0	5/1
2/20	Kansas State	ND	0.1	0	0	0	1	0	11/5
3/8	Fresno State	ND	1.0	2	0	0	0	0	11/8
4/12	Oregon	ND	0.0	1	1	1	0	0	4/3

#44 Jake Thompson

Date	Opponent	W-L-S-H	IP	H	R	ER	BB	SO	NP/S
2/16	New Mexico *	L	4.0	8	5	4	1	2	65/43
2/22	Kansas *	ND	2.0	4	3	3	2	2	60/35
3/8	Fresno State *	ND	0.1	0	0	0	1	0	18/10

#12 Sam Tweedt

Date	Opponent	W-L-S-H	IP	H	R	ER	BB	SO	NP/S
2/14	Michigan St.	W	0.2	0	0	0	1	1	14/6
2/15	New Mexico	ND	0.1	1	1	1	0	1	12/6
2/21	Oklahoma	ND	3.0	0	0	0	3	3	38/19
2/27	Grambling State	ND	0.0	1	0	0	0	0	4/3
3/4	Portland * ^	W	6.0	4	1	1	0	6	83/57
3/10	Portland *	W	5.1	4	3	3	2	6	78/50
3/14	Arizona State	ND	0.1	1	0	0	0	0	13/8
3/24	San Jose State * ^	W	8.0	3	1	1	1	4	103/64
3/28	Cal Poly	ND	1.1	2	2	2	2	2	31/17
4/4	UCLA	ND	0.2	1	1	1	0	0	13/7
4/18	Arizona	ND	0.2	0	0	0	0	0	4/4
4/25	USC	W	1.0	0	0	0	0	0	11/7
4/26	USC	H	0.2	2	2	1	2	2	29/14
4/30	Washington	W	0.1	0	0	0	0	0	2/2
5/1	Washington	L	0.2	2	1	1	0	1	16/9
5/5	Oregon *	W	5.2	3	2	0	3	2	93/54
5/10	Utah	ND	0.1	0	0	0	1	0	8/2
5/13	Portland * ^	W	6.0	6	0	0	0	2	68/45
5/16	Stanford	ND	0.0	0	2	2	2	0	10/2
5/19	Oregon * ^	ND	6.0	3	0	0	1	2	78/51
5/24	California	ND	0.1	1	2	2	0	0	8/6

#36 Austin Woodward

Date	Opponent	W-L-S-H	IP	H	R	ER	BB	SO	NP/S
2/20	Kansas State	ND	3.0	0	0	0	0	1	23/15
2/22	Kansas	W	2.1	4	1	1	0	0	31/20
2/27	Grambling State	ND	0.0	2	2	2	0	0	9/4



Date	Opponent	1	2	3	4	5	6	7	8	9
02/13	vs. Northwestern	Hendrix	Morrison	Harrison	Howard	Cary	Hamilton	Ice	Jansen	Donahue
02/14	vs. Michigan State	Hendrix	Lund	Harrison	King	Hamilton	Church	Nobach	Morrison	Donahue
02/15	vs. New Mexico	Hendrix	Gillette	Harrison	King	Cary	Hamilton	Ice	Morrison	Donahue
02/16	vs. New Mexico	Hendrix	Lund	Harrison	King	Hamilton	Church	Gretler	Gillette	Donahue
02/19	vs. Oklahoma State	Hendrix	Jansen	Harrison	King	Hamilton	Ice	Church	Gretler	Morrison
02/20	vs. Kansas State	Hendrix	Church	Harrison	Clark	Ice	Hamilton	Cary	Gretler	Morrison
02/21	vs. Oklahoma	Hendrix	Morrison	Harrison	King	Clark	Cary	Hamilton	Gillette	Donahue
02/22	vs. Kansas	Hendrix	Morrison	Harrison	Clark	Ice	Hamilton	Church	Gillette	Donahue
02/27	Grambling State	Hendrix	Morrison	Harrison	Clark	Ice	Hamilton	Gillette	Cary	Donahue
02/28	Grambling State	Hendrix	Morrison	Harrison	Clark	Ice	Gretler	Gillette	Hamilton	Nobach
02/28	Grambling State	Hendrix	Morrison	Harrison	Clark	King	Nobach	Gillette	Hamilton	Gretler
03/04	at Portland	Hendrix	Lund	Harrison	Clark	Nobach	Gillette	Hamilton	Gretler	Morrison
03/06	Fresno State	Hendrix	Gillette	Harrison	Clark	Nobach	Hamilton	Ice	Gretler	Morrison
03/07	Fresno State	Hendrix	Lund	Harrison	Clark	Gillette	Nobach	Hamilton	Gretler	Morrison
03/07	Fresno State	Hendrix	Morrison	Harrison	Clark	King	Nobach	Howard	Hamilton	Donahue
03/08	Fresno State	Hendrix	Morrison	Harrison	Clark	Howard	Ice	Cary	Hamilton	Donahue
03/10	Portland	Hendrix	Morrison	Harrison	Clark	Howard	King	Nobach	Hamilton	Donahue
03/13	at Arizona State	Hendrix	Morrison	Harrison	Clark	Howard	Nobach	Ice	Hamilton	Donahue
03/14	at Arizona State	Hendrix	Morrison	Harrison	Clark	Nobach	Gillette	Ice	Hamilton	Donahue
03/15	at Arizona State	Hendrix	Morrison	Harrison	Clark	Gillette	Nobach	Lund	Hamilton	Donahue
03/20	Washington St.	Hendrix	Morrison	Harrison	Clark	Howard	Nobach	Ice	Hamilton	Donahue
03/21	Washington St.	Hendrix	Lund	Harrison	Clark	Gillette	Nobach	Hamilton	Gretler	Morrison
03/22	Washington St.	Hendrix	Morrison	Harrison	King	Howard	Cary	Ice	Hamilton	Donahue
03/24	San Jose State	Hendrix	Morrison	Harrison	Moore	Nobach	Church	Lund	Hamilton	Gretler
03/25	San Jose State	Hendrix	Morrison	Harrison	Clark	Howard	Nobach	King	Hamilton	Donahue
03/27	Cal Poly	Hendrix	Morrison	Harrison	Clark	Howard	Nobach	Ice	Hamilton	Donahue
03/28	Cal Poly	Hendrix	Morrison	Harrison	Clark	Gillette	Church	Gretler	Morrison	Donahue
03/29	Cal Poly	Donahue	Hendrix	Harrison	Howard	Morrison	Nobach	King	Ice	Gretler
04/02	at UCLA	Donahue	Hendrix	Harrison	Clark	Morrison	Nobach	Howard	Gretler	Ice
04/03	at UCLA	Donahue	Hendrix	Harrison	Clark	Morrison	Gillette	Nobach	Gretler	Lund
04/04	at UCLA	Hendrix	Morrison	Harrison	Clark	King	Nobach	Cary	Donahue	Hamilton
04/10	at Oregon	Hendrix	Hamilton	Clark	Harrison	Gillette	Nobach	Ice	Gretler	Morrison
04/11	at Oregon	Hendrix	Donahue	Harrison	Clark	Nobach	Gretler	Church	Ice	Donahue
04/12	at Oregon	Morrison	Donahue	Harrison	Hendrix	King	Nobach	Cary	Ice	Hamilton
04/17	Arizona	Morrison	Donahue	Harrison	Hendrix	Nobach	Howard	Rasmussen	Ice	Hamilton
04/18	Arizona	Morrison	Donahue	Harrison	Hendrix	Nobach	Clark	Howard	Ice	Hamilton
04/19	Arizona	Morrison	Donahue	Hendrix	Harrison	Howard	Nobach	King	Ice	Hamilton
04/24	USC	Hendrix	Donahue	Harrison	Clark	Nobach	Church	Ice	Morrison	Hamilton
04/25	USC	Hamilton	Lund	Hendrix	Harrison	Gillette	Church	Howard	Gretler	Morrison
04/26	USC	Morrison	Lund	Hendrix	Harrison	King	Howard	Cary	Hamilton	Donahue
04/30	at Washington	Donahue	Lund	Hendrix	Harrison	King	Cary	Nobach	Gretler	Hamilton
05/01	at Washington	Cary	Donahue	Hendrix	Harrison	King	Howard	Ice	Hamilton	Gretler
05/02	at Washington	Donahue	Lund	Hendrix	Harrison	Rasmussen	Cary	Nobach	Gillette	Hamilton
05/05	Oregon	Donahue	Cary	Hendrix	Harrison	King	Nobach	Ice	Gillette	Hamilton
05/08	Utah	Donahue	Cary	Hendrix	Harrison	King	Nobach	Ice	Hamilton	Gretler
05/09	Utah	Donahue	Lund	Hendrix	Harrison	King	Nobach	Cary	Hamilton	Gretler
05/10	Utah	Donahue	Lund	Hendrix	Harrison	Nobach	Rasmussen	Cary	Hamilton	Gretler
05/13	vs. Portland	Donahue	Hamilton	Hendrix	Harrison	Cary	King	Nobach	Ice	Gretler
05/15	at Stanford	Donahue	Hamilton	Hendrix	Harrison	Nobach	Rasmussen	Cary	Ice	Gretler
05/16	at Stanford	Donahue	Hamilton	Hendrix	Harrison	Nobach	Cary	Eckert	Ice	Gretler
05/17	at Stanford	Hamilton	Lund	Hendrix	Harrison	Gillette	Clark	Nobach	Gretler	Donahue
05/19	Oregon	Donahue	Cary	Hendrix	Harrison	King	Nobach	Ice	Hamilton	Gretler
05/22	California	Donahue	Hamilton	Hendrix	Harrison	Cary	Howard	Nobach	Ice	Gretler
05/23	California	Donahue	Hamilton	Hendrix	Harrison	Cary	Howard	Nobach	Ice	Gretler
05/24	California	Hamilton	Lund	Hendrix	Harrison	Gillette	Clark	Church	Gretler	Donahue
05/29	vs. Texas	Donahue	Hamilton	Hendrix	Harrison	Cary	King	Nobach	Ice	Gretler
05/31	vs. VCU	Hamilton	Lund	Hendrix	Harrison	Gillette	Nobach	Eckert	Gretler	Donahue
05/31	at Dallas Baptist	Morrison	Gillette	Hendrix	Harrison	King	Ice	Howard	Hamilton	Donahue



2015 OREGON STATE SEASON IN REVIEW

LINEUP BY POSITION

TWITTER.COM/BEAVER_BASEBALL
 INSTAGRAM.COM/BEAVERBASEBALL
 FACEBOOK.COM/OREGONSTATEBASEBALL

Date	Opponent	P	C	1B	2B	3B	SS	LF	CF	RF	DH
02/13	vs. Northwestern	Moore	Ice	Harrison	Donahue	Hamilton	Morrison	Jansen	Hendrix	Cary	Howard
02/14	vs. Michigan State	Eckert	Lund	Harrison	Donahue	Hamilton	Morrison	Nobach	Hendrix	Church	King
02/15	vs. New Mexico	Heimlich	Ice	Harrison	Donahue	Hamilton	Morrison	Gillette	Hendrix	Cary	King
02/16	vs. New Mexico	Thompson	Lund	Harrison	Donahue	Gretler	Hamilton	Gillette	Hendrix	Church	King
02/19	vs. Oklahoma State	Moore	Ice	Harrison	Hamilton	Gretler	Morrison	Jansen	Hendrix	Church	King
02/20	vs. Kansas State	Eckert	Ice	Harrison	Hamilton	Gretler	Morrison	Church	Hendrix	Cary	Clark
02/21	vs. Oklahoma	Heimlich	Harrison	King	Donahue	Hamilton	Morrison	Gillette	Hendrix	Cary	Clark
02/22	vs. Kansas	Thompson	Ice	Harrison	Donahue	Hamilton	Morrison	Gillette	Hendrix	Church	Clark
02/27	Grambling State	Moore	Ice	Harrison	Donahue	Hamilton	Morrison	Gillette	Hendrix	Cary	Clark
02/28	Grambling State	Rasmussen	Ice	Harrison	Donahue	Hamilton	Morrison	Gillette	Hendrix	Nobach	Clark
02/28	Grambling State	Eckert	Harrison	Clark	Hamilton	Gretler	Morrison	Gillette	Hendrix	Nobach	King
03/04	at Portland	Tweedt	Lund	Harrison	Hamilton	Gretler	Morrison	Gillette	Hendrix	Nobach	Clark
03/06	Fresno State	Moore	Ice	Harrison	Hamilton	Gretler	Morrison	Gillette	Hendrix	Nobach	Clark
03/07	Fresno State	Rasmussen	Lund	Harrison	Hamilton	Gretler	Morrison	Gillette	Hendrix	Nobach	Clark
03/07	Fresno State	Eckert	Harrison	King	Donahue	Hamilton	Morrison	Nobach	Hendrix	Howard	Clark
03/08	Fresno State	Thompson	Ice	Harrison	Donahue	Hamilton	Morrison	Howard	Hendrix	Cary	Clark
03/10	Portland	Tweedt	Harrison	King	Donahue	Hamilton	Morrison	Nobach	Hendrix	Howard	Clark
03/13	at Arizona State	Moore	Ice	Harrison	Donahue	Hamilton	Morrison	Nobach	Hendrix	Howard	Clark
03/14	at Arizona State	Rasmussen	Ice	Harrison	Donahue	Hamilton	Morrison	Gillette	Hendrix	Nobach	Clark
03/15	at Arizona State	Eckert	Lund	Harrison	Donahue	Hamilton	Morrison	Gillette	Hendrix	Nobach	Clark
03/20	Washington St.	Moore	Ice	Harrison	Donahue	Hamilton	Morrison	Nobach	Hendrix	Howard	Clark
03/21	Washington St.	Rasmussen	Lund	Harrison	Hamilton	Gretler	Morrison	Nobach	Hendrix	Gillette	Clark
03/22	Washington St.	Eckert	Ice	Harrison	Donahue	Hamilton	Morrison	Howard	Hendrix	Cary	King
03/24	San Jose State	Tweedt	Lund	Harrison	Hamilton	Gretler	Morrison	Nobach	Hendrix	Church	Moore
03/25	San Jose State	Flemer	Harrison	King	Donahue	Hamilton	Morrison	Nobach	Hendrix	Howard	Clark
03/27	Cal Poly	Moore	Ice	Harrison	Donahue	Hamilton	Morrison	Nobach	Hendrix	Howard	Clark
03/28	Cal Poly	Rasmussen	Lund	Harrison	Donahue	Gretler	Morrison	Church	Hendrix	Gillette	Clark
03/29	Cal Poly	Eckert	Ice	Harrison	Donahue	Gretler	Morrison	Nobach	Hendrix	Howard	King
04/02	at UCLA	Moore	Ice	Harrison	Donahue	Gretler	Morrison	Nobach	Hendrix	Howard	Clark
04/03	at UCLA	Rasmussen	Lund	Harrison	Donahue	Gretler	Morrison	Nobach	Hendrix	Gillette	Clark
04/04	at UCLA	Eckert	Harrison	King	Donahue	Hamilton	Morrison	Nobach	Hendrix	Cary	Clark
04/10	at Oregon	Moore	Ice	Harrison	Hamilton	Gretler	Morrison	Nobach	Hendrix	Gillette	Clark
04/11	at Oregon	Rasmussen	Ice	Harrison	Donahue	Gretler	Morrison	Nobach	Hendrix	Church	Clark
04/12	at Oregon	Eckert	Ice	Harrison	Donahue	Hamilton	Morrison	Nobach	Hendrix	Cary	King
04/17	Arizona	Moore	Ice	Harrison	Donahue	Hamilton	Morrison	Nobach	Hendrix	Howard	Rasmussen
04/18	Arizona	Rasmussen	Ice	Harrison	Donahue	Hamilton	Morrison	Nobach	Hendrix	Howard	Clark
04/19	Arizona	Eckert	Ice	Harrison	Donahue	Hamilton	Morrison	Nobach	Hendrix	Howard	King
04/24	USC	Moore	Ice	Harrison	Donahue	Hamilton	Morrison	Nobach	Hendrix	Church	Clark
04/25	USC	Rasmussen	Lund	Harrison	Hamilton	Gretler	Morrison	Church	Hendrix	Howard	Gillette
04/26	USC	Eckert	Lund	Harrison	Donahue	Hamilton	Morrison	Howard	Hendrix	Cary	King
04/30	at Washington	Moore	Lund	Harrison	Donahue	Gretler	Hamilton	Nobach	Hendrix	Cary	King
05/01	at Washington	Rasmussen	Ice	Harrison	Donahue	Gretler	Hamilton	Howard	Hendrix	Cary	King
05/02	at Washington	Eckert	Lund	Harrison	Donahue	Gillette	Hamilton	Nobach	Hendrix	Cary	Rasmussen
05/05	Oregon	Tweedt	Ice	Harrison	Donahue	Gillette	Hamilton	Nobach	Hendrix	Cary	King
05/08	Utah	Moore	Ice	Harrison	Donahue	Gretler	Hamilton	Nobach	Hendrix	Cary	King
05/09	Utah	Rasmussen	Lund	Harrison	Donahue	Gretler	Hamilton	Nobach	Hendrix	Cary	King
05/10	Utah	Eckert	Lund	Harrison	Donahue	Gretler	Hamilton	Nobach	Hendrix	Cary	Rasmussen
05/13	vs. Portland	Tweedt	Ice	Harrison	Donahue	Gretler	Hamilton	Nobach	Hendrix	Cary	King
05/15	at Stanford	Moore	Ice	Harrison	Donahue	Gretler	Hamilton	Nobach	Hendrix	Cary	Rasmussen
05/16	at Stanford	Rasmussen	Ice	Harrison	Donahue	Gretler	Hamilton	Nobach	Hendrix	Cary	Eckert
05/17	at Stanford	Eckert	Lund	Harrison	Donahue	Gretler	Hamilton	Nobach	Hendrix	Gillette	Clark
05/19	Oregon	Tweedt	Ice	Harrison	Donahue	Gretler	Hamilton	Nobach	Hendrix	Cary	King
05/22	California	Moore	Ice	Harrison	Donahue	Gretler	Hamilton	Nobach	Hendrix	Cary	Howard
05/23	California	Rasmussen	Ice	Harrison	Donahue	Gretler	Hamilton	Nobach	Hendrix	Howard	Cary
05/24	California	Eckert	Lund	Harrison	Donahue	Gretler	Hamilton	Church	Hendrix	Church	Clark
05/29	vs. Texas	Moore	Ice	Harrison	Donahue	Gretler	Hamilton	Nobach	Hendrix	Cary	King
05/31	vs. VCU	Rasmussen	Lund	Harrison	Donahue	Gretler	Hamilton	Nobach	Hendrix	Gillette	Eckert
05/31	at Dallas Baptist	Eckert	Ice	Harrison	Donahue	Hamilton	Morrison	Howard	Hendrix	Gillette	King



Team Superlatives

Offense

Most At Bats	50, vs. Utah (5/10)
Most Runs Scored	25, vs. Grambling State (2/28)
Most Hits	24, vs. Portland (5/13)
Most RBI	23, vs. Grambling State (2/28)
Most Doubles	5-2x, last vs. Fresno State (3/7)
Most Triples	4, vs. Kansas State (2/20)
Most Home Runs	7, vs. Portland (5/13)
Most Walks	10-2x, last vs. Stanford (5/15)
Most Strikeouts	17, vs. Oklahoma (2/21)
Most Stolen Bases	3, vs. Portland (3/4)
Most Hit By Pitch	3-2x, last vs. Stanford (5/16)
Most Runners LOB	13-2x, last vs. Stanford (5/16)

Fielding

Most Putouts	45, vs. Utah (5/10)
Most Assists	20, vs. Utah (5/10)
Most Errors	4, vs. Oregon (4/10)
Most DPs Turned	4, vs. Fresno State (3/8)

Pitching

Most Innings Pitched	15.0, vs. Utah (5/10)
Most Runs Allowed	11, vs. USC (4/24)
Most Earned Runs Allowed	11, vs. USC (4/24)
Most Walks Allowed	8, vs. Utah (5/10)
Most Strikeouts	13-2x, last vs. California (5/22)
Most Hits Allowed	14-2x, last vs. Washington (5/1)

Miscellaneous

Longest Winning Streak	11 games (2/22-3/13)
Longest Losing Streak	3 games (4/3-4/10)
Longest Game, Innings	15.0, vs. Utah (5/10)
Longest Game, Time (9 Innings)	3:37-2x, last vs. Oregon (4/11)
Longest Game, Time (Extra Innings)	4:04, vs. Utah (5/10)
Fastest Game, Time	1:44, vs. Washington State (3/21)
Largest Home Attendance	3,368 vs. California (5/24)
Largest Road Attendance	3,835, vs. Arizona State (3/13)
Largest Neutral Attendance	2,674, vs. Oklahoma (2/21)

Individual Superlatives

Offense

Most At Bats	7-2x, last Donahue vs. Portland (5/13)
Most Runs Scored	4-2x, last Nobach vs. Portland (5/13)
Most Hits	4-6x, last Hendrix & Ice vs. Portland (5/13)
Most RBI	5, Harrison vs. Kansas (2/22)
Most Doubles	2-4x, last King vs. Oregon (5/5)
Most Triples	1-21x
Most Home Runs	2, Hendrix & Harrison vs. Portland (5/13)
Most Walks	3-4x, last Nobach vs. Stanford (5/15)
Most Strikeouts	3-12x
Most Stolen Bases	2-2x, last Donahue vs. Portland (3/10)

Fielding

Most Putouts	15-2x, last Harrison vs. Fresno State (3/6)
Most Assists	7, Donahue vs. Utah (5/9)
Most Errors	2-3x, last Morrison vs. USC (4/26)

Pitching

Most Innings Pitched	10.0, Moore vs. Fresno State (3/6)
Most Runs Allowed	9, Heimlich vs. Oklahoma (2/21)
Most ER Allowed	8, Heimlich vs. Oklahoma (2/21)
Most Walks Allowed	5, Eckert vs. Arizona State (3/15)
Most Strikeouts	13, Moore vs. California (5/22)
Most Hits Allowed	9-2x, last Rasmussen vs. Washington (5/1)

The Last Time

Oregon State Player

Offense

Hit two home runs	5/13/15, Jeff Hendrix & KJ Harrison vs. Portland
Hit three home runs	3/11/01, Andy Jarvis vs. Washington State
Hit grand slam	2/22/15, KJ Harrison vs. Kansas
Hit inside-the-park home run	4/3/10, Michael Miller vs. USC
Leadoff home run	5/5/12, Ryan Barnes vs. Stanford
Walkoff home run	3/6/15, KJ Harrison vs. Fresno State
Pinch-hit home run	5/13/15, Joe Gillette vs. Portland
Home run in 3 straight games	3/2/13 (DH)-3/3/13, Michael Conforto vs. Bryant
Home run in 2 straight games	5/13-5/15/15, KJ Harrison vs. Portland, Stanford

Back-to-back home runs	5/13/15, Jeff Hendrix, KJ Harrison vs. Portland
Back-to-back-to-back home runs	4/11/00, Brian Barden, Curtis Davis, Joe Gerber vs. Portland
Two triples in a game	4/6/10, Adalberto Santos vs. Portland
Three doubles in a game	6/3/06, Cole Gillespie vs. Kansas
Hit for the cycle	5/10/11, Ryan Dunn vs. Portland
Five hits in a game	5/31/09, Koa Kahalehoe vs. Texas A&M
Four hits in a game	5/13/15, Jeff Hendrix & Logan Ice vs. Portland
Drove in nine runs	3/2/85, Ken Bowen vs. Chico State
Drove in eight runs	3/31/04, Shea McFeely vs. Portland
Drove in seven runs	3/3/13, Michael Conforto vs. Bryant
Drove in six runs	5/19/13, Michael Conforto vs. Oregon
Drove in five runs	2/22/15, KJ Harrison vs. Kansas
Scored six runs	3/2/85, Ken Bowen vs. Chico State
Scored five runs	3/5/00, Brian Barden vs. Washington
Scored four runs	5/13/15, Kyle Nobach vs. Portland

Pitching

Threw a perfect game	3/21/15, Drew Rasmussen vs. Wash. St.
Threw a no-hitter	3/21/15, Drew Rasmussen vs. Wash. St.
Threw a one-hitter	5/4/14, Jace Fry vs. California
Threw a shutout	5/23/15, Drew Rasmussen vs. California
Threw a complete game	5/23/15, Drew Rasmussen vs. California
Threw back-to-back complete games	5/22-5/23/15, Andrew Moore, Drew Rasmussen vs. California
Had 14 strikeouts	5/30/14, Andrew Moore vs. NDSU
Had 13 strikeouts	5/22/15, Andrew Moore vs. California
Had 12 strikeouts	3/7/14, Ben Wetzler vs. Northern Illinois
Had 11 strikeouts	4/27/14, Jace Fry vs. Oregon
Had 10 strikeouts	3/21/15, Drew Rasmussen vs. Washington State

Team

Had 25 or more hits	3/10/08, vs. San Diego State (25)
Had 20 or more hits	5/13/15 vs. Portland (24)
Scored 15 or more runs	5/13/15 vs. Portland (20)
Scored 10 or more runs	5/13/15 vs. Portland (20)
Did not strike out	4/26/13, vs. USC
Won 10 straight games	2015 (11)
Won 15 straight games	2013 (15)
Extra-Innings victory	3/22/15, OSU 2, Washington State 1 (11)
Extra-Innings loss	5/19/15, Oregon 3, OSU 2 (11)
Was shut out	5/17/13, Oregon 3, OSU 0
Was no-hit	3/23/13, Arizona State 4, OSU 0
Threw back-to-back shutouts	5/8, 5/19/15 vs. Utah



2015 OREGON STATE SEASON IN REVIEW

Box Scores

TWITTER.COM/BEAVER_BASEBALL
INSTAGRAM.COM/BEAVERBASEBALL
FACEBOOK.COM/OREGONSTATEBASEBALL

2015 Oregon State Baseball Northwestern vs Oregon State Feb 13, 2015 at Surprise, Ariz. (Surprise Stadium)

Northwestern 1 (0-1)

Player	ab	r	h	rbi	bb	so	po	a	lob
Peikert, Grant ss	4	1	1	0	2	2	3	1	
Freschet, Antonio 2b	0	0	0	0	0	2	1	0	
Heelan, Scott c	4	0	1	1	0	1	8	2	1
Jones, Zach 1b	4	0	0	0	0	8	2	0	
Hunter, Reid dh	4	0	0	0	2	0	0	1	
Hoschelt, Joe lf	4	0	1	0	0	1	1	0	0
Hopfer, Matt rf	4	0	1	0	2	0	0	1	
Schieber, Jake cf	3	0	1	0	0	0	0	0	0
Stevens, Cody 2b/ss	2	0	0	0	1	3	3	2	
Lind, Connor 3b	3	0	1	0	0	2	1	2	0
Magallones, Brandon p	0	0	0	0	0	0	1	0	
Stolley, Jake p	0	0	0	0	0	0	0	0	0
Schindler, Joe p	0	0	0	0	0	0	0	0	0
Hofman, Pete p	0	0	0	0	0	0	0	0	0
Bordignon, Tommy p	0	0	0	0	0	0	0	0	0
Totals	32	1	6	1	0	11	25	14	6

Score by Innings	1	2	3	4	5	6	7	8	9	R	H	E
Northwestern	0	0	1	0	0	0	0	0	0	1	6	0
Oregon State	0	0	0	0	0	1	0	0	1	2	8	1

Note: 1 out, 2 runners LOB when the game ended.

E - Hamilton, C., DP - NU 1. LOB - NU 6; OSU 10. 2B - Heelan; Schieber; King, B.; 3B - Harrison, K.; HBP - Schieber; Jansen, J.; SH - Stevens; Jansen, J.; Donahue, C.; SB - Donahue, C.; CS - Hoschelt; Cary, E..

Northwestern	ip	h	r	er	bb	so	ab	bf	np
Magallones, Brandon	5.0	5	1	1	3	8	19	22	92
Stolley, Jake	1.0	0	0	0	0	1	3	3	8
Schindler, Joe	0.1	1	0	0	0	0	1	3	14
Hofman, Pete	1.2	1	0	0	0	0	5	5	22
Bordignon, Tommy	0.1	1	1	1	2	0	1	4	16

Win - Hickey, M. (1-0). Loss - Bordignon (0-1). Save - None.

WP - Magallones. HBP - by Moore, A. (Schieber); by Schindler (Jansen, J.). BK - Bordignon. Inherited runners/scored: Stolley 1/0; Hofman 2/0. Pitches/strikes: Magallones 92/52; Stolley 8/7; Schindler 14/7; Hofman 22/12; Bordignon 16/8; Moore, A. 96/69; Hickey, M. 28/20.

Umpires - HP: Jake Uhlenhopp 1B: Jeff Macias 3B: Kellen Levy
Start: 1:04pm Time: 2:46 Attendance: 1784
Weather: 82 Degrees, Sunny
Magallones faced 2 batters in the 6th.

Oregon State 2 (1-0)

Player	ab	r	h	rbi	bb	so	po	a	lob
Hendrix, Jeff cf	3	0	1	0	2	1	2	0	0
Morrison, Trevor ss	4	0	0	0	0	2	2	3	1
Harrison, KJ 1b	3	1	1	0	1	1	10	1	2
Howard, Michael dh	2	0	0	0	0	2	0	0	3
King, Billy ph/dh	2	0	1	1	0	0	0	0	0
Cary, Elliott rf	4	0	2	0	0	1	1	0	0
Hamilton, Caleb 3b	4	0	1	0	0	0	0	0	0
Ice, Logan c	4	0	1	0	0	1	9	3	1
Gillette, Joe pr	0	1	0	0	0	0	0	0	0
Jansen, Joey lf	2	0	0	0	0	1	0	0	1
Donahue, Christian 2b	1	0	1	0	2	0	2	3	0
Moore, Andrew p	0	0	0	0	0	0	1	0	0
Hickey, Mitch p	0	0	0	0	0	0	0	1	0
Totals	29	2	8	1	5	9	27	11	10

Score by Innings	1	2	3	4	5	6	7	8	9	R	H	E
Oregon State	0	0	0	0	0	1	0	0	1	2	8	1

Oregon State	ip	h	r	er	bb	so	ab	bf	np
Moore, Andrew	7.0	5	1	1	1	0	9	26	28
Hickey, Mitch	2.0	1	0	0	0	2	6	6	28

2015 Oregon State Baseball Michigan State vs Oregon State Feb 14, 2015 at Surprise, Ariz. (Surprise Stadium)

Michigan State 3 (1-1)

Player	ab	r	h	rbi	bb	so	po	a	lob
Gibson, Cam lf	5	2	2	0	0	0	2	0	1
Hughes, B. rf	3	1	1	2	0	1	0	0	
Salter, B. c	4	0	1	1	1	8	0	1	
Weist, M. 3b	4	0	1	1	0	0	3	1	
Krill, Ryan 1b	5	0	0	0	2	11	2	1	
Richardson ss	3	0	1	0	0	0	2	1	
Chey, A. cf	3	0	0	0	1	1	3	0	
Troop, Alex dh/p	3	0	1	0	1	0	2	1	
Nate, J. 2b	2	0	0	0	0	1	2	0	
Durkin, D. ph	1	0	0	0	0	1	0	0	2
Young, Kory 2b	0	0	0	0	1	0	1	0	0
Vieaux, Cam p	0	0	0	0	0	1	2	0	
Gonzalez, A. p	0	0	0	0	0	0	0	0	0
Kinley, Jeff p	0	0	0	0	0	0	0	0	0
Totals	33	3	7	3	6	6	29	12	8

Score by Innings	1	2	3	4	5	6	7	8	9	10	R	H	E
Michigan State	0	0	0	0	0	1	0	2	0	0	3	7	1
Oregon State	1	0	1	0	0	1	0	0	0	1	4	10	1

Note: 2 outs, 3 runners LOB when the game ended.

E - Richardson(1); Donahue, C.(1). DP - OSU 2. LOB - MSU 8; OSU 10. 2B - King, B.(2); Nobach, K.. 3B - Gibson, Cam.(1). HR - Harrison, K.(1). HBP - Richardson. SH - Mildenberg; Donahue, C.(2). SF - Weist, M.(1). SB - Richardson(2); Nobach, K.. CS - Weist, M.(2); Troop, Alex(1); King, B.(1).

Michigan State	ip	h	r	er	bb	so	ab	bf	np
Vieaux, Cam	5.0	6	3	2	1	4	20	22	92
Gonzalez, A.	1.0	1	0	0	1	0	4	5	15
Troop, Alex	3.0	2	1	1	2	2	10	12	55
Kinley, Jeff	0.2	1	0	0	1	1	2	4	12

Win - Tweedt, S. (1-0). Loss - Troop, Alex (0-1). Save - None.

WP - Pomeroy, J. HBP - by Pomeroy, J. (Richardson). BK - Rasmussen, D. PB - Salter, B.(1). Inherited runners/scored: Gonzalez, A. 1/1; Kinley, Jeff 2/1; Rasmussen, D. 2/0. Pitches/strikes: Vieaux, Cam 92/55; Gonzalez, A. 15/8; Troop, Alex 55/31; Kinley, Jeff 12/7; Eckert, T. 83/53; Pomeroy, J. 18/12; Rasmussen, D. 26/12; Shelton, T. 24/14; Tweedt, S. 14/6.

Umpires - HP: Darren Hyman 1B: Steve Mattingly 3B: Patrick Riley
Start: 1:02pm Time: 3:17 Attendance: 2106
Weather: 82 Degrees, Sunny
Vieaux, Cam faced 1 batter in the 6th.

Oregon State 4 (2-0)

Player	ab	r	h	rbi	bb	so	po	a	lob
Hendrix, Jeff cf	5	0	0	0	0	2	2	0	2
Lund, Dane c	3	1	0	0	0	0	2	2	0
Ice, Logan c	1	1	0	0	1	0	4	0	0
Harrison, KJ 1b	4	1	2	1	1	1	10	0	0
King, Billy dh	4	1	2	0	0	1	1	0	0
Mildenberg, Tyler ph	0	0	0	0	0	0	0	0	0
Hamilton, Caleb 3b	4	0	1	1	1	1	3	4	0
Church, Scotland rf	2	0	1	0	0	0	0	0	2
Cary, Elliott ph/rf	3	0	0	0	0	2	1	0	0
Nobach, Kyle lf	4	0	2	2	1	0	2	0	0
Morrison, Trevor ss	3	0	1	0	1	0	2	1	0
Donahue, Christian 2b	3	0	1	0	0	0	3	4	2
Eckert, Travis p	0	0	0	0	0	0	1	0	0
Pomeroy, John p	0	0	0	0	0	0	0	0	0
Rasmussen, Drew p	0	0	0	0	0	0	0	0	0
Shelton, Trent p	0	0	0	0	0	0	0	0	0
Tweedt, Sam p	0	0	0	0	0	0	0	0	0
Totals	36	4	10	4	5	7	30	11	10

Score by Innings	1	2	3	4	5	6	7	8	9	10	R	H	E
Michigan State	0	0	0	0	0	1	0	2	0	0	3	7	1
Oregon State	1	0	1	0	0	1	0	0	0	1	4	10	1

Oregon State	ip	h	r	er	bb	so	ab	bf	np
Eckert, Travis	6.0	5	1	1	2	2	20	22	83
Pomeroy, John	0.2	0	0	0	1	2	2	4	18
Rasmussen, Drew	1.1	2	2	1	1	5	7	26	
Shelton, Trent	1.1	0	0	0	1	0	4	5	24
Tweedt, Sam	0.2	0	0	0	1	1	2	3	14

Win - Tweedt, S. (1-0). Loss - Troop, Alex (0-1). Save - None.

WP - Pomeroy, J. HBP - by Pomeroy, J. (Richardson). BK - Rasmussen, D. PB - Salter, B.(1). Inherited runners/scored: Gonzalez, A. 1/1; Kinley, Jeff 2/1; Rasmussen, D. 2/0. Pitches/strikes: Vieaux, Cam 92/55; Gonzalez, A. 15/8; Troop, Alex 55/31; Kinley, Jeff 12/7; Eckert, T. 83/53; Pomeroy, J. 18/12; Rasmussen, D. 26/12; Shelton, T. 24/14; Tweedt, S. 14/6.

Umpires - HP: Darren Hyman 1B: Steve Mattingly 3B: Patrick Riley
Start: 1:02pm Time: 3:17 Attendance: 2106
Weather: 82 Degrees, Sunny
Vieaux, Cam faced 1 batter in the 6th.

2015 Oregon State Baseball New Mexico vs Oregon State Feb 15, 2015 at Surprise, Ariz. (Surprise Stadium)

New Mexico 7 (2-1)

Player	ab	r	h	rbi	bb	so	po	a	lob	avg
COLLIER, Danny lf	3	0	0	0	2	1	2	0	3	.671
HAGGERTY, Sam 2b	5	0	1	2	0	1	2	5	0	.235
BOWERS, Dalton ss	5	0	0	0	0	3	0	2	5	.071
DeVITO, Chris dh	4	2	2	0	1	2	0	0	0	.500
STAIDUCHAR, Carl 1b	5	2	2	3	0	1	9	2	1	.278
HOLLEY, Jared 3b	4	1	1	0	0	1	0	0	0	.200
VIGIL, Andre rf	2	1	1	0	1	0	1	0	0	.375
GRAHAM, Scottie c	2	0	0	0	0	2	8	1	1	.000
SIPLE, Aaron cf	4	1	2	2	0	0	3	0	0	.417
BRIDGES, Drew p	0	0	0	0	0	0	1	0	0	-
GONZALEZ, Luis p	0	0	0	0	0	0	1	2	0	.333
DUREE, Taylor p	0	0	0	0	0	0	0	0	0	-
COLE, Jake p	0	0	0	0	0	0	0	0	0	-
Totals	34	7	9	7	4	11	27	12	10	

Score by Innings	1	2	3	4	5	6	7	8	9	R	H	E
New Mexico	0	0	0	0	1	4	2	0	0	7	9	1
Oregon State	1	0	1	0	0	0	0	0	2	4	7	1

E - HAGGERTY, Sa(1); Donahue, C.(1). LOB - NM 10; OSU 8. 2B - HAGGERTY, Sa(1); DeVITO, Chri(1); STAIDUCHAR, C(2). HR - STAIDUCHAR, C(1); Hendrix, J.(1); Harrison, K.(1). HBP - HOLLEY, Jare; VIGIL, Andre 2; GRAHAM, Scot. SH - GRAHAM, Scot 2(2).

New Mexico	ip	h	r	er	bb	so	ab	bf	np	era
BRIDGES, Drew	3.0	4	2	1	3	1	13	16	61	3.00
GONZALEZ, Luis	4.1	0	0	0	2	4	13	15	71	.000
DUREE, Taylor	1.0	3	2	2	0	2	6	6	20	13.50
COLE, Jake	0.2	0	0	0	0	2	2	2	8	0.00

Win - GONZALEZ, Lu (1-0). Loss - Flemer, K. (0-1). Save - None.
WP - Fox, M.(1); Bauer, C.(1). HBP - by Church, S. (VIGIL, Andre); by Tweedt, S. (VIGIL, Andre); by Mets, R. (GRAHAM, Scot); by Bauer, C. (HOLLEY, Jare). Inherited runners/scored: DUREE, Taylo 1/0; Fox, M. 2/0; Flemer, K. 3/0; Tweedt, S. 1/1; Mets, R. 2/1. Pitches/strikes: BRIDGES, Dre 61/29; GONZALEZ, Lu 71/42; DUREE, Taylo 20/14; COLE, Jake 8/6; Heimlich, L. 64/41; Fox, M. 4/0; Flemer, K. 14/9; Church, S. 24/13; Shelton, T. 5/1; Tweedt, S. 12/6; Mets, R. 12/7; Bauer, C. 26/18.

Umpires - HP: Steve Mattingly 1B: Kevin Daugherty 3B: Patrick Riley
Start: 4:01pm Time: 3:09 Attendance: 1665
Weather: 80 Degrees, Sunny

2015 Oregon State Baseball New Mexico vs Oregon State Feb 16, 2015 at Surprise, Ariz. (Surprise Stadium)

New Mexico 5 (3-1)

Player	ab	r	h	rbi	bb	so	po	a	lob
BOWERS, Dalton ss	5	0	0	0	0	0	2	4	3
HAGGERTY, Sam 2b	4	1	1	0	1	0	4	3	2
DeVITO, Chris dh	4	1	1	0	1	2	0	0	0
STAIDUCHAR, Carl 1b	4	1	3	1	1	0	11	0	0
GONZALEZ, Luis rf	5	0	2	1	0	1	2	1	3
HOLLEY, Jared 3b	4	1	2	1	0	1	3	1	
COLLIER, Danny If	4	1	2	0	0	1	1	0	
VOSS, Cory c	4	0	1	1	1	5	2	3	
SIPLE, Aaron cf	3	0	1	0	1	1	1	0	
SCHNEIDER, Carson p	0	0	0	0	0	0	0	0	
STEVENS, Tyler p	0	0	0	0	0	0	0	0	
GOULD, Mike p	0	0	0	0	0	0	0	0	
ESTRELLA, Alex p	0	0	0	0	0	0	0	0	
Totals	37	5	13	4	6	5	27	13	13



2015 OREGON STATE SEASON IN REVIEW

Box Scores

TWITTER.COM/BEAVER_BASEBALL
INSTAGRAM.COM/BEAVERBASEBALL
FACEBOOK.COM/OREGONSTATEBASEBALL

2015 Oregon State Baseball Grambling State at Oregon State Feb 27, 2015 at Corvallis, Ore. (Goss Stadium)

Grambling State 7 (2-6)

Player	ab	r	h	rbi	bb	so	po	a	lob
Peguero, Angel rf	4	1	0	0	1	2	2	1	0
Brown, Dee 2b	3	1	0	0	1	1	0	3	0
Marzett, Justin ph	0	0	0	0	0	0	0	0	0
Barraza, Larry ss	5	2	2	4	0	2	2	1	0
Bell, Tray dh	4	2	2	0	1	2	0	0	0
Diaz, Roger c	5	0	2	2	0	2	1	0	3
Drexler, Edwin cf	3	0	0	0	1	0	3	0	1
Medina, Yariel 3b	3	1	1	1	0	1	0	1	0
France, Jaiden 1b	4	0	0	0	0	2	9	1	3
Holbrook, Dion lf	4	0	0	0	0	2	4	0	0
O'Bear, Ike p	0	0	0	0	0	0	2	1	0
Pruitt, Marlon p	0	0	0	0	0	0	0	0	0
Williams, Brennan p	0	0	0	0	0	0	0	0	0
Hoover, Creighton p	0	0	0	0	0	0	0	0	0
Stegall, Desmond p	0	0	0	0	0	0	0	0	0
Totals	35	7	7	7	5	13	24	7	7

Oregon State 10 (6-3)

Player	ab	r	h	rbi	bb	so	po	a	lob
Hendrix, Jeff cf	5	1	2	1	0	0	1	0	0
Morrison, Trevor ss	5	1	2	1	0	0	1	1	1
Harrison, KJ 1b	3	1	0	0	1	0	8	1	0
Clark, Gabe dh	2	2	1	2	1	0	0	0	0
Ice, Logan c	3	2	2	2	1	0	12	1	0
Hamilton, Caleb 3b/2b	3	1	0	0	1	0	0	3	0
Gillette, Joe lf	3	0	1	1	0	0	0	0	2
King, Billy ph	0	0	0	1	0	0	0	0	0
Jansen, Joey pr/lf	0	1	0	0	0	0	0	0	0
Cary, Elliott rf	2	0	0	0	1	0	3	0	0
Nobach, Kyle rf	1	0	1	2	0	0	1	0	0
Donahue, Christian 2b	2	0	0	0	0	1	0	0	0
Gretler, Michael ph/3b	1	1	0	0	1	0	0	0	0
Moore, Andrew p	0	0	0	0	0	0	0	2	0
Heimlich, Luke p	0	0	0	0	0	0	0	0	0
Woodward, Austin p	0	0	0	0	0	0	0	0	0
Tweedt, Sam p	0	0	0	0	0	0	0	0	0
Hickey, Mitch p	0	0	0	0	0	0	1	0	0
Totals	30	10	9	10	6	1	27	8	4

Score by Innings	1	2	3	4	5	6	7	8	9	R	H	E
Grambling State	0	0	0	0	0	0	0	2	5	0	7	7
Oregon State	0	1	3	0	1	0	1	4	X	10	9	1

E - Hamilton, C.(3). DP - GRAMBB 1. LOB - GRAMBB 7. OSU 4. 2B - Siaz; Medina; Nobach, K.(2). 3B - Gillette, J.(1). HR - Barraza; Clark, G.(2). HBP - Marzett; Clark, G.; King, B. SB - Gretler, M.(1). CS - Cary, E.(2).

Grambling State	ip	h	r	er	bb	so	ab	bf	np
O'Bear, Ike	6.0	7	5	5	2	1	23	26	101
Pruitt, Marlon	1.0	0	1	1	1	0	3	4	21
Williams, Brennan	0.0	0	1	1	1	0	0	1	4
Hoover, Creighton	0.0	0	3	2	0	0	3	10	
Stegall, Desmond	1.0	2	0	0	0	0	4	4	14

Win - Hickey, M. (3-0). Loss - Hoover (0-2). Save - None.

WP - Stegall, HBP - by O'Bear (Clark, G.); by Hoover (King, B.); by Hickey, M. (Marzett). Inherited runners/scored: Hoover 1/1; Stegall 3/3; Heimlich, L. 1/0; Woodward, A. 3/3; Tweedt, S. 1/0; Hickey, M. 2/1. Pitches/strikes: O'Bear 101/63; Pruitt 21/11; Williams 4/0; Hoover 10/1; Stegall 14/10; Moore, A. 101/72; Heimlich, L. 17/8; Woodward, A. 9/4; Tweedt, S. 4/3; Hickey, M. 36/17.

Umpires - HP: Joe Burleson 1B: Billy Speck 3B: Kendall Snyder
Start: 5:46pm Time: 3:11 Attendance: 2391
Weather: 53 Degrees, Cloudy
Woodward, A. faced 2 batters in the 8th.
Tweedt, S. faced 1 batter in the 8th.
Williams faced 1 batter in the 8th.
Hoover faced 3 batters in the 8th.

2015 Oregon State Baseball Grambling State at Oregon State (Game 2) Feb 28, 2015 at Corvallis, Ore. (Goss Stadium)

Grambling State 2 (2-8)

Player	ab	r	h	rbi	bb	so	po	a	lob
Peguero, Angel lf	4	0	0	0	0	4	2	1	1
Lopez, Robert ph	1	0	0	0	0	0	0	0	2
Brown, Dee 2b	0	0	0	0	0	0	3	2	2
Barraza, Larry ss	3	0	0	0	1	0	2	3	0
Diaz, Roger dh/c	4	0	0	0	0	6	0	2	
Bell, Tray c/dh	4	0	1	0	0	1	0	0	0
Spearman, Dylan 1b	2	1	1	0	2	1	5	0	0
Medina, Yariel 3b	4	1	1	0	0	0	2	0	0
Stegall, Desmond cf	2	0	1	0	1	1	0	0	0
Mays, Allen rf	4	0	1	0	0	2	4	0	0
Holbrook, Dion p	0	0	0	0	0	0	0	0	0
France, Jaiden p	0	0	0	0	0	0	0	0	0
Pruitt, Marlon p	0	0	0	0	0	0	0	0	0
McKinney, Coleman p	0	0	0	0	0	0	0	0	0
Totals	32	2	5	0	4	8	24	8	8

Oregon State 9 (8-3)

Player	ab	r	h	rbi	bb	so	po	a	lob
Hendrix, Jeff cf	6	1	2	0	0	2	2	0	3
Morrison, Trevor ss	5	0	1	0	0	0	0	4	0
Harrison, KJ c/1b	3	2	2	0	0	2	10	1	0
Clark, Gabe 1b	2	2	2	3	2	0	10	2	0
Cary, Elliott pr	0	1	0	0	0	0	0	0	0
Ice, Logan c	0	0	0	0	0	0	1	0	0
King, Billy dh	5	2	3	1	0	1	0	0	2
Nobach, Kyle rf	2	1	1	2	3	0	1	0	0
Gillette, Joe lf	4	0	2	2	1	1	0	0	5
Jansen, Joey lf	0	0	0	0	0	0	0	0	0
Hamilton, Caleb 2b	4	0	0	1	1	1	1	3	0
Gretler, Michael 3b	5	0	0	0	0	1	1	5	2
Eckert, Travis p	0	0	0	0	0	0	1	3	0
Church, Scotland p	0	0	0	0	0	0	0	0	0
Hickey, Mitch p	36	9	13	9	9	6	27	18	13
Totals	36	9	13	9	9	6	27	18	13

Score by Innings	1	2	3	4	5	6	7	8	9	R	H	E
Grambling State	0	2	0	0	0	0	0	0	0	2	5	1
Oregon State	0	1	3	3	1	0	1	0	X	9	13	3

E - Stegall; Harrison, K.(1); Gretler, M. 2(3). DP - OSU 1. LOB - GRAMBB 8. OSU 13. 3B - Harrison, K.(3); King, B.(1). HR - Clark, G.(3). HBP - Clark, G.; SH - Stegall. SB - Medina; Stegall; Mays; Nobach, K.(2). CS - Barraza.

Grambling State	ip	h	r	er	bb	so	ab	bf	np
Holbrook, Dion	3.1	9	7	7	6	3	18	24	101
France, Jaiden	2.2	3	1	1	1	1	11	13	42
Pruitt, Marlon	1.0	1	1	1	2	1	4	6	28
McKinney, Coleman	1.0	0	0	0	0	1	3	3	11

Win - Eckert, T. (1-0). Loss - Holbrook (0-2). Save - None.

WP - Holbrook, HBP - by France (Clark, G.). PB - Harrison, K.(1). Inherited runners/scored: France 2/1. Pitches/strikes: Holbrook 101/53; France 42/26; Pruitt 28/17; McKinney 11/8; Eckert, T. 108/77; Church, S. 19/8.

Umpires - HP: Kendall Snyder 1B: Joe Burleson 3B: Billy Speck
Start: 4:23pm Time: 2:39 Attendance: 3003
Weather: 56 Degrees, Sunny

2015 Oregon State Baseball Grambling State at Oregon State (Game 1) Feb 28, 2015 at Corvallis, Ore. (Goss Stadium)

Grambling State 3 (2-7)

Player	ab	r	h	rbi	bb	so	po	a	lob
Peguero, Angel lf	4	0	0	0	0	3	3	0	0
Brown, Dee 2b	3	0	0	0	0	4	4	1	
Barraza, Larry ss	3	0	1	0	0	1	1	3	0
Marzett, Justin ss	0	0	0	0	0	0	0	0	0
Grant, Remon ph	1	0	0	0	0	1	0	0	0
Bell, Tray dh	4	0	0	0	0	1	0	0	1
Diaz, Roger c	4	1	1	0	0	2	1	0	
Drexler, Edwin cf	2	0	0	0	0	0	3	0	0
Mays, Allen rf	1	0	0	0	0	2	0	0	0
Medina, Yariel 3b	3	1	1	0	0	1	1	1	0
Lopez, Robert 1b	3	0	1	1	0	1	6	0	0
Spearman, Dylan 1b	0	0	0	0	0	0	0	0	0
Stegall, Desmond r/cf	3	0	0	0	0	2	2	0	0
Wilson, Andre p	0	0	0	0	0	0	0	0	0
Woods, Torren p	0	0	0	0	0	0	0	0	0
Williams, Brennan p	0	0	0	0	0	0	0	0	0
Dean, D'larryian p	0	0	0	0	0	0	0	0	0
Totals	31	3	4	1	0	10	24	9	2

Oregon State 25 (7-3)

Player	ab	r	h	rbi	bb	so	po	a	lob
Hendrix, Jeff cf	3	2	0	0	0	2	0	0	0
Jansen, Joey c/lf	1	0	0	0	0	1	0	0	0
Morrison, Trevor ss	2	3	1	2	1	0	1	1	1
Donahue, Christian ph/2b	3	1	2	1	0	0	0	1	2
Harrison, KJ 1b	3	4	3	1	2	0	15	0	0
Clark, Gabe dh	3	1	0	1	1	0	0	0	1
Anderson, Jack ph/dh	2	1	1	0	1	0	0	0	2
Ice, Logan c	2	1	1	2	0	0	6	3	0
Lund, Dane c	2	1	1	2	0	0	1	0	0
Gretler, Michael 3b	3	1	1	1	1	0	1	2	1
Mildenberg, Tyler ph/3b	2	1	1	1	0	0	0	1	0
Gillette, Joe lf	3	1	1	0	0	0	0	1	1
King, Billy ph	1	1	1	2	0	0	0	0	0
Cary, Elliott lf	2	1	1	1	1	1	0	0	0
Hamilton, Caleb 2b/ss	6	3	3	4	0	0	1	5	2
Nobach, Kyle rf	3	1	2	3	1	0	0	0	0
Howard, Michael ph	2	2	2	0	0	0	0	0	0
Church, Scotland rf	0	0	0	0	0	0	0	0	0
Rasmussen, Drew p	0	0	0	0	0	0	0	0	0
Bauer, Clay p	0	0	0	0	0	0	0	0	0
Totals	43	25	21	23	10	2	27	14	9

Score by Innings	1	2	3	4	5	6	7	8	9	R	H	E
Grambling State	0	0	0	0	0	0	0	3	0	3	4	1
Oregon State	2	1	1	2	3	6	1	9	X	25	21	2

E - Brown; Donahue, C.(4); Nobach, K.(1). DP - OSU 2. LOB - GRAMBB 2. OSU 9. 2B - Donahue, C.(1); Ice, L.(3); King, B.(3); Nobach, K.(3). HR - Morrison, T.(1); Hamilton, C.(1); Nobach, K.(1); Howard, M.(1). HBP - Brown; Morrison, T.; Harrison, K. 2. SF - Ice, L. 2(2). SB - Morrison, T.(1); Gretler, M.(2). CS - Bell; Nobach, K.(1).

Grambling State	ip	h	r	er	bb	so	ab	bf	np
Wilson, Andre	5.0	8	9	9	2	0	22	28	85
Woods, Torren	0.1	0	4	4	0	0	5	24	
Williams, Brennan	2.0	6	4	4	1	1	12	13	47
Dean, D'larryian	0.2	7	8	8	3	1	9	12	46

Win - Rasmussen, D (1-0). Loss - Wilson (1-2). Save - None.

WP - Wilson; Woods; Williams 2; Dean. HBP - by Rasmussen, D (Brown); by Wilson (Morrison, T.); by Wilson (Harrison, K.); by Wilson (Harrison, K.). Inherited runners/scored: Williams 3/3; Dean 1/1; Bauer, C. 1/1. Pitches/strikes: Wilson 85/45; Woods 24/6; Williams 47/28; Dean 46/22; Rasmussen, D 101/69; Bauer, C. 21/12.

Umpires - HP: Billy Speck 1B: Kendall Snyder 3B: Joe Burleson
Start: 1:01pm Time: 2:43 Attendance:
Weather: 53 Degrees, Sunny

2015 Oregon State Baseball Oregon State at Portland Mar 04, 2015 at Portland, Ore. (Joe Etzel Field)

Oregon State 14 (9-3)

Player	ab	r	h	rbi	bb	so	po	a	lob
Hendrix, Jeff cf	4	4	3	3	2	0	5	0	0
Lund, Dane c	5	1	3	0	0	0	6	0	1
Ice, Logan c	0	1	0	0	0	0	5	0	0
Harrison, K 1b	0	0	2	4	0	1	7	0	0
Clark, Gabe dh	5	1	1	1	1	0	0	0	1
Nobach, Kyle rf	5	3	4	1	0	0	0	0	1
Gillette, Joe lf	3	1	2	2	0	1	0	0	0
Cary, Elliott ph	1	0	0	0	0	1	0	0	0
Jansen, Joey lf	0	0	0	0	0	0	0	0	0
Hamilton, Caleb 2b	5	1	2	2	0	0	3	4	0
Greier, Michael 3b	5	0	0	0	0	0	0	0	0
Morrison, Trevor ss	3	2	1	0	2	0	3	2	0
Tweedl, Sam p	0	0	0	0	0	0	1	1	0
Haimlich, Luke p	0	0	0	0	0	0	0	0	0
Church, Scotland p	0	0	0	0	0	0	0	0	0
Hickey, Mitch p	0	0	0	0	0	0	0	0	0
Totals	42	14	18	13	5	3	27	6	2



2015 Oregon State Baseball
Fresno State at Oregon State
Mar 06, 2015 at Corvallis, Ore. (Goss Stadium)

Fresno State 1 (7-6)

Oregon State 2 (10-3)

Player	ab	r	h	rbi	bb	so	po	a	lob
GUIBOR, Austin lf	4	1	1	0	1	4	0	0	
STONE, Jake rf	4	0	1	0	1	0	4	0	3
WARD, Taylor c	4	0	0	0	1	7	1	1	
THOMAS, Ricky dh	0	0	0	0	0	0	0	0	
VIERS, Kevin ph/dh	4	0	0	0	2	0	0	0	
ARGOMANIZ, Manny 3b	4	0	0	0	3	0	3	0	
PRIOR, Joe 1b	4	0	0	0	2	10	2	0	
RUSSELL, Brody cf	4	0	0	0	1	1	0	0	
MEDRANO, Jesse 2b	4	0	1	0	0	0	1	0	
DOBSON, Ryan ss	3	0	0	0	1	2	1	0	
LAMBERT, Jimmy p	0	0	0	0	0	1	1	0	
SHULL, Jake p	0	0	0	0	0	1	0	0	
MUNDELL, Garrett p	0	0	0	0	0	0	0	0	
MUNRO, William p	0	0	0	0	0	0	0	0	
Totals	35	1	3	0	3	10	30	9	4

Score by Innings	1	2	3	4	5	6	7	8	9	10	11	R	H	E
Fresno State	0	0	0	1	0	0	0	0	0	0	0	1	3	0
Oregon State	0	0	0	0	1	0	0	0	0	0	1	2	5	0

DP - OSU 1. LOB - FS 4; OSU 7. 2B - GUIBOR,A(1). HR - Hendrix, J. (4); Harrison, K. (5). SB - DOBSON,R(3).

Fresno State	ip	h	r	er	bb	so	ab	bf	np
LAMBERT, Jimmy	7.0	3	1	1	1	5	24	25	103
SHULL, Jake	2.0	1	0	0	2	2	7	9	33
MUNDELL, Garrett	1.0	0	0	1	1	3	4	17	
MUNRO, William	0.0	1	1	1	0	0	1	1	2

Oregon State	ip	h	r	er	bb	so	ab	bf	np
Moore, Andrew	10.0	3	1	1	1	10	32	33	112
Hickey, Mitch	1.0	0	0	0	2	0	3	5	22

Win - Hickey, M. (4-0). Loss - MUNRO,W (0-1). Save - None.

Inherited runners/scored: None. Pitches/strikes: LAMBERT,J 103/64; SHULL,J 33/19; MUNDELL,G 17/9; MUNRO,W 2/1; Moore, A. 112/81; Hickey, M. 22/12.

Umpires - HP: Greg Charles 1B: Mik Hendrickson 3B: Kendall Snyder
Start: 5:33pm Time: 2:35 Attendance: 2791
Weather: 63 Degrees, Sunny

2015 Oregon State Baseball
Fresno State at Oregon State (Game 1)
Mar 07, 2015 at Corvallis, Ore. (Goss Stadium)

Fresno State 2 (7-7)

Oregon State 5 (11-3)

Player	ab	r	h	rbi	bb	so	po	a	lob
GUIBOR, Austin lf	4	1	1	0	1	0	0	0	
STONE, Jake rf	3	1	2	0	0	3	0	0	
WARD, Taylor dh	4	0	2	0	0	1	0	0	
VIERS, Kevin 1b	3	0	2	0	0	0	7	1	
RUSSELL, Brody ph	1	0	0	1	0	0	0	0	
PRIOR, Joe 1b	0	0	0	0	0	1	0	0	
ARGOMANIZ, Manny 3b	4	0	0	0	1	1	4	2	
TEMPEL, Taylor cf	4	0	0	0	0	4	0	2	
WARREN, Nick c	4	0	2	0	0	1	1	1	
PARRA, Christian pr	0	0	0	0	0	0	0	0	
MEDRANO, Jesse ss	3	0	0	0	0	1	2	2	
COREY, Kenny ph	1	0	0	0	0	0	0	0	
BATESOLE, Korby 2b	3	0	0	0	0	0	4	3	
LEE, Dylan p	0	0	0	0	0	0	2	0	
RAMIREZ, Rickey p	0	0	0	0	0	1	0	0	
RODRIGUEZ, Casey p	0	0	0	0	0	0	0	0	
Totals	34	2	9	1	0	5	24	13	6

Score by Innings	1	2	3	4	5	6	7	8	9	R	H	E
Fresno State	1	0	0	0	0	0	0	1	0	2	9	2
Oregon State	2	0	2	0	0	0	0	1	X	5	6	1

E - MEDRANO,J(2); RAMIREZ,R(1); Lund, D.(1). DP - OSU 1. LOB - FS 6; OSU 8. 2B - STONE,J(2); WARD,T(5). HR - Clark, G.(5). SH - STONE,J(1); Lund, D.(1); Morrison, T.(2). SF - Nobach, K.(2).

Fresno State	ip	h	r	er	bb	so	ab	bf	np
LEE, Dylan	6.1	4	4	2	4	1	21	28	107
RAMIREZ, Rickey	1.0	2	1	0	2	0	5	7	31
RODRIGUEZ, Casey	0.2	0	0	0	0	0	2	2	3

Oregon State	ip	h	r	er	bb	so	ab	bf	np
Rasmussen, Drew	7.1	8	2	1	0	5	29	30	103
Heimlich, Luke	0.2	0	0	0	0	0	2	2	8
Hickey, Mitch	1.0	1	0	0	0	0	3	3	6

Win - Rasmussen, D.(2-0). Loss - LEE,D (1-2). Save - Hickey, M.(1).

WP - RAMIREZ,R(3). Inherited runners/scored: RAMIREZ,R 1/0; RODRIGUEZ,C 2/0; Heimlich, L. 2/1; Pitches/strikes: LEE,D 107/62; RAMIREZ,R 31/13; RODRIGUEZ,C 3/2; Rasmussen, D 103/66; Heimlich, L. 8/5; Hickey, M. 6/5.

Umpires - HP: Mik Hendrickson 1B: Kendall Snyder 3B: Greg Charles
Start: 1:03pm Time: 2:28 Attendance:
Weather: 61 Degrees, Sunny

2015 Oregon State Baseball
Fresno State at Oregon State (Game 2)
Mar 07, 2015 at Corvallis, Ore. (Goss Stadium)

Fresno State 2 (7-8)

Oregon State 12 (12-3)

Player	ab	r	h	rbi	bb	so	po	a	lob
GUIBOR, Austin lf	4	0	0	0	0	1	0	0	
STONE, Jake rf	3	0	0	0	0	0	0	0	
PARRA, Christian ph	1	0	0	0	0	0	0	0	
WARD, Taylor c	2	0	1	0	0	2	0	0	
WARREN, Nick c	0	0	0	0	0	3	0	0	
GOLDSTEIN, Torin ph	1	0	1	0	0	0	0	0	
PRIOR, Joe c	1	0	0	0	1	3	0	0	
VIERS, Kevin 1b	2	1	0	0	1	8	0	1	
TEMPEL, Taylor ph	1	0	0	0	1	0	0	0	
ARGOMANIZ, Manny 3b	2	0	1	0	0	0	2	0	
TATUM, McCarthy pr/3b	1	1	0	0	0	0	1	0	
ARRUDA, Aaron dh	3	0	1	2	0	0	0	0	
RUSSELL, Brody cf	3	0	0	0	0	6	0	1	
MEDRANO, Jesse 2b	0	0	0	0	0	0	3	0	
COREY, Kenny ph/2b	2	0	0	0	0	1	0	0	
DOBSON, Ryan ss	1	0	0	0	0	1	1	0	
BATESOLE, Korby ph/ss	2	0	0	0	0	1	0	0	
TOPOOZIAN, Dominic p	0	0	0	0	0	0	0	0	
ARIAS, Anthony p	0	0	0	0	0	0	0	0	
MUNRO, William p	0	0	0	0	0	0	1	0	
WILLIAMS, Brennon p	0	0	0	0	0	0	0	0	
Totals	29	2	4	2	1	6	24	8	2

Score by Innings	1	2	3	4	5	6	7	8	9	R	H	E
Fresno State	0	0	0	2	0	0	0	0	0	2	4	0
Oregon State	1	2	8	0	1	0	0	0	X	12	16	0

DP - OSU 2. LOB - FS 2; OSU 8. 2B - ARRUDA,A(2); Hendrix, J.(4); Morrison, T.(2); Harrison, K.(5); Clark, G.(1); Donahue, C.(2). 3B - WARD,T(2). HR - Harrison, K.(6). HBP - MEDRANO,J; Nobach, K.. SB - Clark, G.(1); King, B.(1).

Fresno State	ip	h	r	er	bb	so	ab	bf	np
TOPOOZIAN, Dominic	2.0	4	3	3	1	1	10	11	44
ARIAS, Anthony	0.2	6	8	8	1	1	8	10	39
MUNRO, William	3.0	5	1	1	1	4	14	15	60
WILLIAMS, Brennon	2.1	1	0	0	0	2	8	8	24

Oregon State	ip	h	r	er	bb	so	ab	bf	np
Eckert, Travis	8.2	4	2	2	1	5	28	30	108
Reser, Zack	0.1	0	0	0	0	0	1	1	5

Win - Eckert, T. (2-0). Loss - TOPOOZIAN,D (0-2). Save - None.

WP - TOPOOZIAN,D 2(2). HBP - by Eckert, T. (MEDRANO,J.); by ARIAS,A (Nobach, K.). Inherited runners/scored: MUNRO,W 1/1; WILLIAMS,B 1/0. Pitches/strikes: TOPOOZIAN,D 44/26; ARIAS,A 39/23; MUNRO,W 60/38; WILLIAMS,B 24/13; Eckert, T. 108/69; Reser, Z. 5/3.

Umpires - HP: Kendall Snyder 1B: Greg Charles 3B: Mik Hendrickson
Start: 4:09pm Time: 2:23 Attendance: 3261
Weather: 65 Degrees, Sunny

2015 Oregon State Baseball
Fresno State at Oregon State
Mar 08, 2015 at Corvallis, Ore. (Goss Stadium)

Fresno State 1 (7-9)

Oregon State 2 (13-3)

Player	ab	r	h	rbi	bb	so	po	a	lob
GUIBOR, Austin lf	2	0	0	1	0	0	3	0	
TEMPEL, Taylor cf	4	0	0	0	0	1	5	0	
WARD, Taylor c	1	0	0	0	3	1	7	0	
VIERS, Kevin dh	4	0	0	0	1	0	0	1	
ARGOMANIZ, Manny 3b	3	0	3	0	1	0	0	1	
STONE, Jake rf	2	0	0	0	1	1	0	0	
ARRUDA, Aaron ph/rf	2	0	0	0	0	2	0	1	
PRIOR, Joe 1b	4	0	1	0	0	3	3	2	
MEDRANO, Jesse 2b	0	0	0	0	0	0	0	0	
COREY, Kenny ph/2b	3	1	1	0	0	0	1	1	
DOBSON, Ryan ss	3	0	0	0	0	0	0	0	
MUNDELL, Garrett p	0	0	0	0	0	0	1	1	
RODRIGUEZ, Casey p	0	0	0	0	0	0	0	0	
REECE, Mark p	0	0	0	0	0	0	0	0	
SHULL, Jake p	0	0	0	0	0	2	0	0	
Totals	28	1	5	1	4	4	24	6	6

Score by Innings	1	2	3	4	5	6	7	8	9	R	H	E
Fresno State	0	0	0	0	1	0	0	0	0	1	5	1
Oregon State	1	0	1	0	0	0	0	0	X	2	6	3

E - DOBSON,R(5); Harrison, K.(2); Donahue, C.(5); Bauer, C.(1). DP - OSU 4. LOB - FS 6; OSU 7. 2B - ARGOMANIZ,M(8); Hendrix, J.(5); Harrison, K.(6). HR - Clark, G.(6). HBP - GUIBOR,A. SH - GUIBOR,A(2). SB - VIERS,K(4). CS - TEMPEL,T(1).

Fresno State	ip	h	r	er	bb	so	ab	bf	np
MUNDELL, Garrett	5.1	5	2	2	1	5	22	23	89
RODRIGUEZ, Casey	0.1	0	0	0	0	1	1	4	
REECE, Mark	1.0	1	0	0	1	1	4	5	21
SHULL, Jake	1.1	0	0	0	0	1	4	4	12

Oregon State	ip	h	r	er	bb	so	ab	bf	np
Thompson, Jake	0.1	0	0	0	0	1	0	1	3
Shelton, Trent	1.0	2	0	0	0	0	4	4	11
Flemmer, Kevin	2.2	1	1	0	2	2	8	10	41
Bauer, Clay	1.0	0	0	0	1	0	2	4	15
Mets, Ryan	0.1	0	0	0	0	0	1	1	1
Church, Scotland	0.0	1	0	0	0	0	1	1	3
Heimlich, Luke	3.2	1	0	0	0	2	11	11	40

Win - Flemmer, K. (1-1). Loss - MUNDELL,G (1-1). Save - Heimlich, L. (1).

Start: 1:04pm Time: 2:48 Attendance: 2812
Weather: 65 Degrees, Sunny
Flemmer, K. faced 1 batter in the 5th.
Bauer, C. faced 1 batter in the 6th.
Church, S. faced 1 batter in the 6th.

Umpires - HP: Greg Charles 1B: Mik Hendrickson 3B: Kendall Snyder



2015 OREGON STATE SEASON IN REVIEW

BOX SCORES

TWITTER.COM/BEAVER_BASEBALL
INSTAGRAM.COM/BEAVERBASEBALL
FACEBOOK.COM/OREGONSTATEBASEBALL

2015 Oregon State Baseball Portland at Oregon State Mar 10, 2015 at Corvallis, Ore. (Goss Stadium)

Portland 3 (4-16)

Player	ab	r	h	rbi	bb	so	po	a	lob
WHALEN, Caleb cf	4	1	1	0	0	1	1	0	1
LUCARELLI, Michael ss	4	1	1	0	0	0	1	2	0
GILL, Turner rf	2	1	1	2	2	1	4	0	0
FARLEY, Kevin 2b	4	0	1	1	0	2	2	2	0
LENAHAN, Cody 3b	4	0	0	0	2	0	1	1	1
WADE, Kevin dh	4	0	0	0	0	1	0	0	1
KERR, Brady c	2	0	0	0	1	1	2	3	0
LEE, Geoffrey lf	3	0	0	0	0	1	3	1	0
SAPP, Eric cf	3	0	0	0	0	0	9	2	0
WILCOX, Jordan p	0	0	0	0	0	0	1	0	0
YINGER, Kurt p	0	0	0	0	0	0	1	1	0
HAWKEN, Jake p	0	0	0	0	0	0	1	0	0
Totals	30	3	4	3	3	9	24	13	3

Score by Innings	1	2	3	4	5	6	7	8	9	R	H	E
Portland	0	0	0	2	0	1	0	0	0	3	4	2
Oregon State	1	0	5	2	1	1	2	0	X	12	13	0

E - FARLEY, K(5); LENAHAN, C(4); LOB - POR 3; OSU 8. 2B - WHALEN, C(3); Harrison, K.(7); Nobach, K.(6); HR - GILL, T.(4); HBP - Hendrix, J.; SH - Hamilton, C.(1); SF - Harrison, K.(1); Clark, G.(2); Howard, M.(1); Ice, L.(3); SB - Donahue, C. 2(3); CS - FARLEY, K(1).

Portland	ip	h	r	er	bb	so	ab	bf	np
WILCOX, Jordan	3.2	9	8	7	3	0	18	24	86
YINGER, Kurt	2.1	3	2	2	0	0	6	10	45
HAWKEN, Jake	2.0	1	2	0	2	2	7	10	42

Win - Tweed, S. (3-0). Loss - WILCOX, J (1-2). Save - None.

WP - HAWKEN, J(2). HBP - by WILCOX, J (Hendrix, J.). BK - WILCOX, J(1). Inherited runners/scored: YINGER, K 3/0; Heimlich, L. 2/1. Pitches/strides: WILCOX, J 86/50; YINGER, K 45/25; Tweed, S. 78/50; Heimlich, L. 24/15; Pomeroy, J. 22/15.

Umpires - HP: Brent Cunningham 1B: Todd Ellis 3B: Mike Whitty
Start: 5:35pm Time: 2:44 Attendance: 2347
Weather: 65 Degrees, Cloudy

Oregon State 12 (14-3)

Player	ab	r	h	rbi	bb	so	po	a	lob
Hendrix, Jeff cf	3	3	1	0	1	0	3	0	0
Morrison, Trevor ss	5	2	3	0	0	0	1	2	0
Harrison, KJ 1b	3	1	2	2	1	0	14	1	0
Clark, Gabe dh	1	1	1	2	3	0	0	0	0
Howard, Michael rf	2	1	1	3	1	0	1	0	1
Jansen, Joey lf	1	0	0	0	1	1	0	1	2
King, Billy 1b	2	0	0	0	0	0	0	0	0
Ice, Logan c	1	0	0	1	1	0	4	3	0
Nobach, Kyle lf/rf	5	1	2	1	0	0	2	0	2
Hamilton, Caleb 3b	4	0	0	0	1	0	3	1	1
Donahue, Christian 2b	4	3	3	1	0	0	1	2	0
Tweed, Sam p	0	0	0	0	0	0	0	1	0
Heimlich, Luke p	0	0	0	0	0	0	0	0	0
Pomeroy, John p	0	0	0	0	0	0	0	0	0
Totals	31	12	13	10	7	2	27	12	8

Oregon State	ip	h	r	er	bb	so	ab	bf	np
Tweed, Sam	5.1	4	3	3	2	6	19	21	78
Heimlich, Luke	1.2	0	0	0	0	0	5	5	24
Pomeroy, John	2.0	0	0	0	1	3	6	7	22

2015 Oregon State Baseball #24 Oregon State at #12 Arizona State Mar 13, 2015 at Phoenix, Ariz. (Phoenix Municipal)

Oregon State 1 (15-3,1-0)

Player	ab	r	h	rbi	bb	so	po	a	lob
Hendrix, Jeff cf	4	0	1	0	0	0	3	0	2
Morrison, Trevor ss	4	0	1	0	0	0	2	6	1
Harrison, KJ 1b	3	0	0	0	1	0	11	0	0
Clark, Gabe dh	3	0	0	0	1	2	0	0	0
Howard, Michael rf	3	0	1	0	1	0	1	0	2
Jansen, Joey pr/lf	0	1	0	0	0	0	0	0	0
Nobach, Kyle lf/rf	4	0	0	0	0	0	2	0	0
Ice, Logan c	2	0	0	0	1	4	3	0	0
Hamilton, Caleb 3b	4	0	1	1	0	1	2	0	0
Donahue, Christian 2b	4	0	1	0	0	1	2	0	3
Moore, Andrew p	0	0	0	0	0	0	0	3	0
Heimlich, Luke p	0	0	0	0	0	0	1	0	0
Pomeroy, John p	0	0	0	0	0	0	0	0	0
Hickey, Mitch p	0	0	0	0	0	1	0	0	0
Totals	31	1	5	1	4	4	27	16	8

Score by Innings	1	2	3	4	5	6	7	8	9	R	H	E
Oregon State	0	0	0	0	0	0	0	0	1	5	1	1
Arizona State	0	0	0	0	0	0	0	0	0	8	2	2

E - Hamilton, C.(5); Woodmansee(4); Ybarra(2). DP - OSU 1; ASU 1. LOB - OSU 8; ASU 7. 2B - Hendrix, J.(7); Greer, D(2). HBP - Sewald, J. SH - Ice, L.(3); Serven, B(3). CS - Sewald, J(3).

Oregon State	ip	h	r	er	bb	so	ab	bf	np
Moore, Andrew	7.1	7	0	0	1	3	25	28	101
Heimlich, Luke	0.1	0	0	0	0	0	1	1	4
Pomeroy, John	0.1	0	0	0	0	1	1	2	2
Hickey, Mitch	1.0	1	0	0	0	0	4	4	11

Win - Pomeroy, J. (1-0). Loss - Gillies, D (0-2). Save - Hickey, M. (3).

WP - Heimlich, L. (3); Martinez, S(3). HBP - by Moore, A. (Sewald, J.). Inherited runners/scored: Heimlich, L. 2/0; Pomeroy, J. 2/0; Burr, R. 2/1. Pitches/strides: Moore, A. 101/66; Heimlich, L. 4/2; Pomeroy, J. 2/2; Hickey, M. 11/6; Martinez, S 107/71; Gillies, D 10/4; Burr, R 14/8.

Umpires - HP: Scott Higgins 1B: Greg Charles 3B: Heath Jones
Start: 6:30 pm Time: 2:39 Attendance: 3835
Weather: 70s and clear

Arizona State 0 (10-6,0-1)

Player	ab	r	h	rbi	bb	so	po	a	lob
Sewald, Johnny cf	3	0	1	0	0	0	0	3	0
Peeyhouse, Jake lf	3	0	1	0	0	0	0	0	0
Bielek, Joey ph	1	0	0	0	0	0	0	0	0
Shaps, Andrew lf	0	0	0	0	0	0	0	0	0
Woodmansee, Colby ss	4	0	1	0	0	0	3	4	2
Ybarra, RJ 1b	4	0	1	0	0	0	9	1	1
Allen, Trevor rf	4	0	2	0	0	0	3	0	0
Serven, Brian c	2	0	1	0	1	0	4	0	0
Graybill, David pr	0	0	0	0	0	0	0	0	0
Lillard, Ryan dh	2	0	0	0	0	2	0	0	0
Cerbo, Zach ph/dh	2	0	0	0	0	0	0	0	3
Greer, David 3b	3	0	1	0	0	1	2	0	1
Abolites, Jordan 2b	3	0	0	0	0	0	2	2	0
Martinez, Seth p	0	0	0	0	0	0	1	4	0
Gillies, Darin p	0	0	0	0	0	0	0	0	0
Burr, Ryan p	0	0	0	0	0	0	0	0	0
Totals	31	0	8	0	1	3	27	11	7

Arizona State	ip	h	r	er	bb	so	ab	bf	np
Martinez, Seth	8.0	4	0	0	3	3	26	30	107
Gillies, Darin	0.1	0	1	0	1	0	2	3	10
Burr, Ryan	0.2	1	0	0	0	1	3	3	14

2015 Oregon State Baseball #24 Oregon State at #12 Arizona State Mar 14, 2015 at Phoenix, Ariz. (Phoenix Municipal)

Oregon State 3 (15-4,1-1)

Player	ab	r	h	rbi	bb	so	po	a	lob
Hendrix, Jeff cf	4	0	1	1	1	0	1	0	0
Morrison, Trevor ss	5	0	1	0	0	1	2	1	2
Harrison, KJ 1b	5	1	2	0	0	3	8	0	1
Clark, Gabe dh	4	0	2	1	0	0	0	0	1
Nobach, Kyle rf	4	0	0	0	1	4	0	1	0
Gillette, Joe lf	4	1	3	0	1	2	0	0	0
Jansen, Joey lf	0	0	0	0	0	0	2	0	0
Ice, Logan c	4	1	1	1	0	5	1	0	0
Hamilton, Caleb 3b	4	0	1	0	0	0	3	3	0
Donahue, Christian 2b	3	0	2	0	1	2	3	1	0
Rasmussen, Drew p	0	0	0	0	0	0	2	0	0
Heimlich, Luke p	0	0	0	0	0	0	0	0	0
Pomeroy, John p	0	0	0	0	0	0	0	0	0
Hickey, Mitch p	0	0	0	0	0	0	0	0	0
Reser, Zack p	0	0	0	0	0	0	0	0	0
Tweed, Sam p	0	0	0	0	0	0	0	0	0
Totals	37	3	13	3	1	7	26	10	9

Score by Innings	1	2	3	4	5	6	7	8	9	R	H	E
Oregon State	1	2	0	0	0	0	0	0	0	3	13	0
Arizona State	0	1	0	0	0	0	0	2	1	4	13	0

Note: 2 outs, 3 runners LOB when the game ended.

DP - OSU 1. LOB - OSU 9; ASU 12. 2B - Clark, G.(2); Woodmansee(5); Allen, T(7); Bielek, J(1). 3B - Gillette, J.(2); Allen, T(2). HBP - Allen, T; Serven, B. SH - Donahue, C.(4); Abolites, J(3). CS - Donahue, C.(1).

Oregon State	ip	h	r	er	bb	so	ab	bf	np
Rasmussen, Drew	6.2	7	1	1	1	3	25	28	90
Heimlich, Luke	0.1	0	0	0	0	0	1	1	8
Pomeroy, John	0.1	2	2	2	1	1	3	4	13
Hickey, Mitch	0.1	1	0	0	0	1	2	2	10
Reser, Zack	0.2	1	1	1	0	0	3	3	12
Tweed, Sam	0.1	2	0	0	0	0	3	4	13

Win - Burr, R (3-0). Loss - Reser, Z. (0-1). Save - None.

WP - Kellogg, R(5). HBP - by Rasmussen, D (Serven, B); by Tweed, S. (Allen, T). Inherited runners/scored: Heimlich, L. 1/0; Hickey, M. 2/1; Reser, Z. 2/0; Tweed, S. 1/1; Bueno, H. 2/0. Pitches/strides: Rasmussen, D 90/58; Heimlich, L. 8/5; Pomeroy, J. 13/9; Hickey, M. 10/5; Reser, Z. 12/7; Tweed, S. 13/8; Kellogg, R 105/78; Baca, T 11/7; Bueno, H 12/7; Burr, R 14/7.

Umpires - HP: Greg Charles 1B: Heath Jones 3B: Scott Higgins
Start: 6:05 pm Time: 3:06 Attendance: 3829
Weather: 80s and clear
Baca, T faced 2 batters in the 8th.

2015 Oregon State Baseball Oregon State at #12 Arizona State Mar 15, 2015 at Phoenix, Ariz. (Phoenix Muni)

Oregon State 4 (15-5,1-2 Pac-12)

Player	ab	r	h	rbi	bb	so	po	a	lob
Hendrix, Jeff cf	4	0	2	0	1	0	1	0	2
Morrison, Trevor ss	3	0	1	1	0	4	6	0	0
Harrison, KJ 1b	4	0	1	0	0	1	10	0	0
Clark, Gabe dh	5	0	0	0	0	3	0	0	2
Gillette, Joe lf/rf	4	1	1	0	1	2	0	3	0
Jansen, Joey rf	0	0	0	0	0	0	1	0	0
King, Billy ph	1	0	0	0	0	0	0	1	0
Nobach, Kyle lf/rf	4	1	2	0	0	1	0	0	0
Lund, Dane c	3	1	1	1	0	0	2	2	0
Hamilton, Caleb 3b	4	0	2	1	0	1	2	1	1
Donahue, Christian 2b	2	1	0	0	2	0	1	4	1
Eckert, Travis p	0	0	0	0	0	0	0	0	0
Heimlich, Luke p	0	0	0	0	0	0	0	0	0
Hickey, Mitch p	0	0	0	0	0	0	0	0	0
Pomeroy, John p	0	0	0	0	0	0	0	0	0
Totals	34	4	10	3	4	6	24	13	10

Score by Innings	1	2	3	4	5	6	7	8	9	R	H	E
Oregon State	0	0	1	1	0	2	0	0	0	4	10	3
Arizona State	1	0	0	1	0	0	2	3	X	7	7	1

E - Gillette, J.(1); Eckert, T.(1); Heimlich, L.(1); Greer, D(1). DP - OSU 1; ASU 2. LOB - OSU 10; ASU 8. 2B - Nobach, K.(7). HBP - Harrison, K.; Greer, D. SH - Morrison, T.(3); Lund, D.(2); Serven, B(3). SB - Hamilton, C.(1). CS - Snow, A(1).

Oregon State	ip	h	r	er	bb	so	ab	bf
--------------	----	---	---	----	----	----	----	----



2015 Oregon State Baseball
Washington State at Oregon State
Mar 20, 2015 at Corvallis, Ore. (Goss Stadium)

Washington State 2 (12-9,1-3 Pac-12)

Oregon State 5 (16-5,2-2 Pac-12)

Player	ab	r	h	rbi	bb	so	po	a	lob
Donlin, Shea 2b	4	0	0	0	0	1	1	3	0
Hatten, Wes rf	2	0	0	0	0	2	2	0	0
Leow, Wes ph	0	0	0	0	1	0	0	0	0
Elliott, Cooper rf	1	0	1	0	0	0	1	0	1
Sagdal, Ian dh/ss	4	0	0	0	3	0	1	3	
Jones, P.J. c	4	1	1	0	0	5	1	1	
Kalelwahea, Brennan c	0	0	0	0	0	1	0	0	
Matheny, Shane 3b	4	1	1	0	0	1	1	0	
McDowell, Tyler 1b	4	0	0	0	0	1	5	1	
Roberts, Ben lf	3	0	1	1	0	1	4	0	
Frost, Cameron ph	1	0	0	0	0	1	0	0	
Chapman, Derek cf	3	0	1	1	0	0	2	0	
Strunc, Jack ss	2	0	1	0	0	0	2	1	
Hancock, J.J. ph	1	0	0	0	0	1	0	0	
Sunitsch, Scotty p	0	0	0	0	0	0	0	0	
Hartnett, Sean p	0	0	0	0	0	0	1	2	
Bower, Matt p	0	0	0	0	0	0	0	0	
Trice, Sam p	0	0	0	0	0	0	0	0	
Totals	33	2	6	2	1	11	24	10	5

Score by Innings	1	2	3	4	5	6	7	8	9	R	H	E
Washington State	0	0	0	0	0	0	2	0	0	2	6	0
Oregon State	0	0	2	0	2	0	1	0	X	5	7	1

E - Hamilton, C.(5). DP - WSU 1. LOB - WSU 5; OSU 9. 2B - Howard, M.(1); Nobach, K.(8). 3B - Elliott, C.(1). HR - Harrison, K.(7). HBP - Clark, G.; Nobach, K.. SH - Hamilton, C.(2). SF - Ice, L.(4). SB - Hendrix, J.(3). CS - Strunc, J.(1).

Washington State	ip	h	r	er	bb	so	ab	bf	np
Hartnett, Sean	3.2	4	2	3	1	14	18	72	
Bower, Matt	1.0	1	2	2	1	3	7	30	
Trice, Sam	2.1	1	1	1	3	6	8	39	
Sunitsch, Scotty	1.0	1	0	0	1	4	5	22	

Win - Moore, A. (2-0). Loss - Hartnett, S (3-3). Save - None.

WP - Trice, S(4). HBP - by Bower, M (Nobach, K.); by Trice, S (Clark, G.). Inherited runners/scored: Bower, M 1/0; Trice, S 2/0. Pitches/strikes: Hartnett, S 72/42; Bower, M 30/13; Trice, S 39/23; Sunitsch, S 22/13; Moore, A. 122/88; Heimlich, L. 6/3.

Umpires - HP: Mike Jarboe 1B: Travis Reininger 3B: Heath Jones
Start: 7:05pm Time: 2:48 Attendance: 2497
Weather: 51 Degrees, Cloudy

2015 Oregon State Baseball
Washington State at Oregon State
Mar 22, 2015 at Corvallis, Ore. (Goss Stadium)

Washington State 1 (12-11,1-5 Pac-12)

Oregon State 2 (18-5,4-2 Pac-12)

Player	ab	r	h	rbi	bb	so	po	a	lob
Frost, Cameron cf	5	0	1	0	0	3	5	0	1
Donlin, Shea 2b	5	0	1	0	0	1	0	0	0
Sagdal, Ian 1b	4	0	2	0	1	1	7	0	0
Jones, P.J. c	4	1	1	0	0	1	15	1	
Leow, Wes dh	5	0	3	1	0	2	0	0	
Matheny, Shane 3b	5	0	1	0	0	1	0	1	
Hatten, Wes rf	5	0	0	0	2	2	0	1	
Roberts, Ben lf	2	0	0	0	1	1	0	1	
McGrath, Patrick ph	0	0	0	0	0	0	0	0	
Chapman, Derek pr/lf	0	0	0	0	0	0	0	0	
Lande, Haakon ph	1	0	0	0	0	0	0	0	
Elliott, Cooper lf	0	0	0	0	0	0	0	0	
Strunc, Jack ss	4	0	1	0	0	0	1	2	
Leonard, Nick p	0	0	0	0	0	0	0	0	
Bower, Matt p	0	0	0	0	0	0	0	0	
Walker, Ryan p	0	0	0	0	0	0	0	0	
Sunitsch, Scotty p	0	0	0	0	0	0	0	0	
Trice, Sam p	0	0	0	0	0	0	0	1	
Hamilton, Ian p	0	0	0	0	0	0	0	1	
Totals	40	1	10	1	1	12	31	5	9

Score by Innings	1	2	3	4	5	6	7	8	9	10	11	R	H	E
Washington State	0	0	0	0	0	1	0	0	0	0	0	1	10	2
Oregon State	0	0	0	0	1	0	0	0	0	0	1	2	8	0

Note: 1 out, 1 runner LOB when the game ended.

E - Sagdal, I(2); Hamilton, I(1). DP - OSU 1. LOB - WSU 9; OSU 14. 2B - Sagdal, I(5); Leow, W 2(3); Morrison, T.(3); Harrison, K.(8). Donahue, C.(3). HBP - Jones, P.J.; McGrath, P.; Hendrix, J.; Donahue, C.; SH - Hendrix, J.(2); Morrison, T.(5). SB - Strunc, J.(2).

Washington State	ip	h	r	er	bb	so	ab	bf	np
Leonard, Nick	0.1	0	0	0	2	0	1	3	11
Bower, Matt	3.2	3	1	1	1	7	15	72	
Walker, Ryan	1.0	2	0	0	1	2	5	6	31
Sunitsch, Scotty	0.2	1	0	0	0	1	2	3	7
Trice, Sam	1.1	0	0	0	2	4	4	12	
Hamilton, Ian	3.1	2	1	0	1	3	11	14	53

Win - Heimlich, L. (1-2). Loss - Hamilton, I (0-1). Save - None.

HBP - by Bower, M (Donahue, C.); by Eckert, T. (Jones, P.J.); by Heimlich, L. (McGrath, P.); by Hamilton, I (Hendrix, J.). Inherited runners/scored: Bower, M 2/0; Walker, R 1/1; Trice, S 1/0; Heimlich, L. 1/0. Pitches/strikes: Leonard, N 11/1; Bower, M 72/40; Walker, R 31/17; Sunitsch, S 7/5; Trice, S 12/8; Hamilton, I 53/32; Eckert, T. 93/62; Heimlich, L. 64/42.

Umpires - HP: Heath Jones 1B: Mike Jarboe 3B: Travis Reininger
Start: 1:05pm Time: 3:30 Attendance: 2748
Weather: 52 Degrees, Cloudy
Bower, M faced 1 batter in the 5th.

2015 Oregon State Baseball
Washington State at Oregon State
Mar 21, 2015 at Corvallis, Ore. (Goss Stadium)

Washington State 0 (12-10,1-4 Pac-12)

Oregon State 3 (17-5,3-2 Pac-12)

Player	ab	r	h	rbi	bb	so	po	a	lob
Donlin, Shea 2b	3	0	0	0	0	1	5	3	0
Hatten, Wes rf	3	0	0	0	2	3	0	0	
Sagdal, Ian dh	3	0	0	0	2	0	0	0	
Jones, P.J. c	3	0	0	0	1	4	4	0	
Matheny, Shane 3b	3	0	0	0	0	1	0	2	
Elliott, Cooper lf	3	0	0	0	0	1	0	0	
McDowell, Tyler 1b	1	0	0	0	0	5	0	0	
Leow, Wes ph	1	0	0	0	0	0	0	0	
McGrath, Patrick 1b	1	0	0	0	0	3	1	0	
Chapman, Derek cf	2	0	0	0	0	1	4	0	
Frost, Cameron ph	1	0	0	0	0	0	0	0	
Strunc, Jack ss	2	0	0	0	0	0	2	0	
Roberts, Ben ph	1	0	0	0	1	0	0	0	
Pistorese, Joe p	0	0	0	0	0	0	0	1	
Totals	27	0	0	0	0	10	24	13	0

Score by Innings	1	2	3	4	5	6	7	8	9	R	H	E
Washington State	0	0	0	0	0	0	0	0	0	0	0	3
Oregon State	1	0	0	0	0	0	2	0	X	3	5	0

E - Donlin, S(2); Matheny, S(5); Pistorese, J(1). DP - WSU 2. LOB - OSU 4. SH - Lund, D.(3); Nobach, K.(1); Hamilton, C.(3); Morrison, T.(4). CS - Nobach, K.(2).

Washington State	ip	h	r	er	bb	so	ab	bf	np
Pistorese, Joe	8.0	5	3	1	2	6	25	31	110
Oregon State	ip	h	r	er	bb	so	ab	bf	np
Rasmussen, Drew	9.0	0	0	0	0	0	10	27	103

Win - Rasmussen, D (3-0). Loss - Pistorese, J (1-3). Save - None.

PB - Jones, P.J(3). Inherited runners/scored: None. Pitches/strikes: Pistorese, J 110/71; Rasmussen, D 103/76.

Umpires - HP: Travis Reininger 1B: Heath Jones 3B: Mike Jarboe
Start: 1:36pm Time: 1:44 Attendance: 2785
Weather: 56 Degrees, Mostly Sunny

2015 Oregon State Baseball
San Jose State at #24 Oregon State
Mar 24, 2015 at Corvallis, Ore. (Goss Stadium)

San Jose State 1 (7-17)

Oregon State 6 (19-5)

Player	ab	r	h	rbi	bb	so	po	a	lob
BRAFF, Ozzy 2b	4	0	1	1	0	0	0	5	0
SMITH, Dillon cf	4	0	0	0	0	2	4	0	1
BAUTISTA, Brett lf	3	0	0	0	0	1	0	0	
CAMPBELL, David 3b	3	0	0	0	0	0	2	0	
TIMMONS, Shane dh	3	0	0	0	0	0	0	0	
WILLIAMS, Chris 1b	3	0	0	0	0	1	8	0	
STEFANKI, Joe c	3	0	0	0	0	0	5	0	
deWATTEVILLE, Alec ss	3	1	2	0	0	0	3	1	
OLIVET, Tyler rf	3	0	0	0	2	3	0	1	
CONTRADES, Kalei p	0	0	0	0	0	0	1	0	
HERNANDEZ, Jonathan p	0	0	0	0	0	0	0	0	
NASHED, Josh p	0	0	0	0	0	0	0	1	
Totals	29	1	3	1	1	5	24	10	2

San Jose State	ip	h	r	er	bb	so	ab	bf	np
CONTRADES, Kalei	1.0	1	1	1	0	1	3	4	16
HERNANDEZ, Jonathan	5.1	6	5	5	3	2	22	25	108
NASHED, Josh	1.2	1	0	0	0	2	6	6	30

Score by Innings	1	2	3	4	5	6	7	8	9	R	H	E
San Jose State	0	0	1	0	0	0	0	0	0	1	3	1
Oregon State	1	1	0	4	0	0	0	0	X	6	8	0

E - WILLIAMS(4). LOB - SJSU 2; OSU 5. 2B - deWATTEVILLE(8); Nobach, K.(9). 3B - Hendrix, J.(2). SF - Morrison, T.(1). SB - Church, S. 2(2); Hamilton, C.(2). CS - BAUTISTA(2).

San Jose State	ip	h	r	er	bb	so	ab	bf	np
CONTRADES, Kalei	1.0	1	1	1	0	1	3	4	16
HERNANDEZ, Jonathan	5.1	6	5	5	3	2	22	25	108
NASHED, Josh	1.2	1	0	0	0	2	6	6	30

Win - Tweedt, S. (4-0). Loss - CONTRADES (2-4). Save - None.

BK - HERNANDEZ(2). Inherited runners/scored: CONTRADES 16/10; HERNANDEZ 108/65; NASHED 30/18; Tweedt, S. 103/64; Pomeroy, J. 16/12.

Umpires - HP: Todd Ellis 1B: Craig Compton 3B: Joseph Penna
Start: 5:35pm Time: 2:21 Attendance: 2292
Weather: 58 Degrees, Cloudy



2015 OREGON STATE SEASON IN REVIEW

Box Scores

TWITTER.COM/BEAVER_BASEBALL
INSTAGRAM.COM/BEAVERBASEBALL
FACEBOOK.COM/OREGONSTATEBASEBALL

2015 Oregon State Baseball San Jose State at #24 Oregon State Mar 25, 2015 at Corvallis, Ore. (Goss Stadium)

San Jose State 2 (7-18)

Player	ab	r	h	rbt	bb	so	po	a	lob
BRAFF, Ozzy 2b	4	0	0	0	1	0	4	1	
SMITH, Dillan cf	2	1	0	0	1	1	5	1	
BECK, Justin ph	1	0	0	0	1	1	0	0	
BAUTISTA, Brett lf	4	0	0	0	0	3	0	0	
CAMPBELL, David 3b	4	0	1	0	0	1	1	0	
TIMMONS, Shane dh	3	0	1	1	0	0	0	0	
WILLIAMS, Chris 1b	3	1	1	1	0	0	8	0	1
deWATTEVILLE, Alec ss	3	0	0	0	0	2	1	0	
VEASEY, Jack c	1	0	0	0	2	3	0	0	
RAVIZZA, Mitch rf	3	0	0	0	0	3	0	0	
BROWN, Matt p	0	0	0	0	0	0	1	0	
RICHARD, Myles p	0	0	0	0	0	0	1	0	
SLANEY, Ross p	0	0	0	0	0	0	0	0	
JOHNSON, Carter p	0	0	0	0	0	0	0	0	
BERUMEN, Jackson p	0	0	0	0	0	0	0	0	
GOLDBERG, Josh p	0	0	0	0	0	0	0	0	
Totals	28	2	3	2	3	6	24	7	2

Score by Innings	1	2	3	4	5	6	7	8	9	R	H	E
San Jose State	0	0	0	1	0	0	1	0	0	2	3	2
Oregon State	0	0	0	0	0	1	6	1	X	8	10	0

E - CAMPBELL(2); deWATTEVILLE(8). DP - OSU 2. LOB - SJSU 2. OSU 8. 2B - Harrison, K.(9). HR - WILLIAMS(1); Clark, G.(7); Howard, M.(2). HBP - Morrison, T.. SF - Harrison, K.(2). SB - SMITH(3); Nobach, K.(3); Donahue, C.(4).

San Jose State	ip	h	r	er	bb	so	ab	bf	np
BROWN, Matt	2.0	1	0	0	0	1	7	19	
RICHARD, Myles	4.0	3	1	1	0	1	16	17	56
SLANEY, Ross	0.2	4	5	5	1	0	6	7	25
JOHNSON, Carter	0.1	2	1	1	1	0	3	4	16
BERUMEN, Jackson	0.1	0	1	1	2	0	1	3	16
GOLDBERG, Josh	0.2	0	0	0	0	0	1	2	6

Win - Pomeroy, J. (2-0). Loss - SLANEY (1-2). Save - None.

WP - BERUMEN(1); GOLDBERG(2). HBP - by RICHARD (Morrison, T.). Inherited runners/scored: GOLDBERG 2/1.

Pitches/Strikes: BROWN 19/14; RICHARD 56/34; SLANEY 25/13; JOHNSON 16/7; BERUMEN 16/6; GOLDBERG 6/5; Flemer, K. 83/55; Mets, R. 5/3; Pomeroy, J. 17/10; Hickey, M. 13/9.

Umpires - HP: Craig Compton 1B: Joseph Penna 3B: Todd Ellis

Start: 5:35pm Time: 2:31 Attendance: 2343

Weather: 62 Degrees, Cloudy

Mets, R. faced 1 batter in the 7th.

Oregon State 8 (20-5)

Player	ab	r	h	rbt	bb	so	po	a	lob
Hendrix, Jeff cf	5	1	1	1	0	0	1	0	2
Morrison, Trevor ss	3	2	1	1	1	0	1	5	0
Harrison, KJ c/1b	4	0	1	2	0	0	8	2	0
Clark, Gabe dh	5	1	2	3	0	0	0	0	1
Howard, Michael rf	4	1	1	1	0	1	5	0	1
Jansen, Joey rf	0	0	0	0	0	0	1	0	0
Nobach, Kyle lf	4	0	2	0	0	0	1	0	1
King, Billy 1b	2	0	1	0	0	0	5	0	1
Cary, Elliott pr	0	0	0	0	0	0	0	0	0
Ice, Logan c	1	0	0	0	1	0	1	1	0
Hamilton, Caleb 3b	3	1	0	0	1	1	0	1	2
Donahue, Christian 2b	3	2	1	0	1	0	3	4	0
Flemer, Kevin p	0	0	0	0	0	0	1	0	0
Mets, Ryan p	0	0	0	0	0	0	0	0	0
Pomeroy, John p	0	0	0	0	0	0	0	0	0
Hickey, Mitch p	0	0	0	0	0	0	0	0	0
Totals	34	8	10	8	4	2	27	13	8

Score by Innings	1	2	3	4	5	6	7	8	9	R	H	E
San Jose State	0	0	0	1	0	0	1	0	0	2	3	2
Oregon State	0	0	0	0	0	1	6	1	X	8	10	0

Oregon State	ip	h	r	er	bb	so	ab	bf	np
Flemer, Kevin	6.2	2	1	1	2	5	21	23	83
Mets, Ryan	0.0	1	1	1	0	0	1	1	5
Pomeroy, John	1.1	0	0	0	1	0	3	4	17
Hickey, Mitch	1.0	0	0	0	0	1	3	3	13

2015 Oregon State Baseball Cal Poly at #24 Oregon State Mar 27, 2015 at Corvallis, Ore. (Goss Stadium)

Cal Poly 8 (8-14)

Player	ab	r	h	rbt	bb	so	po	a	lob
Mathias, Mark dh	3	1	1	0	2	0	0	0	3
Van Ganssen, Peter ss	4	2	1	0	1	0	4	0	
Mundell, Brian 1b	5	1	1	0	2	13	0	2	
Smith, Alec 2b	0	0	0	0	0	0	3	0	
Zehner, Zack lf	5	2	2	0	1	1	0	0	
Ellis, Jordan cf	5	0	2	0	0	3	0	0	
Schuknecht, John rf	3	1	1	5	1	0	2	0	
Pluschkeil, Tommy 3b	5	0	1	0	0	0	3	0	
Barbier, Brett c	4	1	4	0	0	0	3	0	
Drobny, Ryan 2b/1b	2	0	0	0	0	0	5	0	
Bloomquist, Casey p	0	0	0	0	0	0	0	0	
Totals	36	8	13	8	4	6	27	15	8

Score by Innings	1	2	3	4	5	6	7	8	9	R	H	E
Cal Poly	0	0	0	1	0	1	6	0	0	8	13	0
Oregon State	0	0	0	1	0	0	0	0	0	1	4	1

Score by Innings	1	2	3	4	5	6	7	8	9	R	H	E
Cal Poly	0	0	0	1	0	1	6	0	0	8	13	0
Oregon State	0	0	0	1	0	0	0	0	0	1	4	1

Score by Innings	1	2	3	4	5	6	7	8	9	R	H	E
Cal Poly	0	0	0	1	0	1	6	0	0	8	13	0
Oregon State	0	0	0	1	0	0	0	0	0	1	4	1

E - Hamilton, C.(6). DP - OSU 2. LOB - CP 8. OSU 3. 3B - Hendrix, J.(3). HR - Zehner(4); Schuknecht(1). SH - Drobny 2(2). SF - Schuknecht(3).

Cal Poly	ip	h	r	er	bb	so	ab	bf	np
Bloomquist, Casey	9.0	4	1	1	0	3	31	31	96

Win - Bloomquist (2-2). Loss - Moore, A. (2-1). Save - None.

WP - Church, S.(1). Inherited runners/scored: Reser, Z. 2/2; Bauer, C. 3/3; Church, S. 1/0. Pitches/Strikes:

Bloomquist 96/61; Moore, A. 96/72; Reser, Z. 13/12; Bauer, C. 7/5; Fox, M. 32/17; Church, S. 11/5.

Umpires - HP: Timothy Vessey 1B: Shawn Rakos 3B: Kendall Snyder

Start: 5:36pm Time: 2:30 Attendance: 2722

Weather: 64 Degrees, Mostly Sunny

Oregon State 1 (20-6)

Player	ab	r	h	rbt	bb	so	po	a	lob
Hendrix, Jeff cf	4	1	1	0	0	0	3	0	0
Morrison, Trevor ss	4	0	1	1	0	0	1	6	0
Harrison, KJ 1b/c	4	0	2	0	0	0	10	1	1
Clark, Gabe dh	3	0	0	0	0	0	0	0	0
Soto, Jackson ph	1	0	0	0	0	0	0	0	1
Howard, Michael rf	3	0	0	0	0	1	2	0	1
Nobach, Kyle lf	2	0	0	0	0	0	2	0	0
Cary, Elliott ph/lf	1	0	0	0	0	0	0	0	0
Ice, Logan c	3	0	0	0	2	4	1	0	
Gretler, Michael 1b	0	0	0	0	0	1	0	0	
Hamilton, Caleb 3b	2	0	0	0	0	1	2	0	
King, Billy ph	1	0	0	0	0	0	0	0	
Mildenberg, Tyler 3b	0	0	0	0	0	0	0	0	
Donahue, Christian 2b	3	0	0	0	0	0	2	2	
Moore, Andrew p	0	0	0	0	0	0	1	1	
Reser, Zack p	0	0	0	0	0	0	0	0	
Bauer, Clay p	0	0	0	0	0	0	0	0	
Fox, Mak p	0	0	0	0	0	0	0	0	
Church, Scotland p	0	0	0	0	0	0	0	0	
Totals	31	1	4	1	0	3	27	14	3

Score by Innings	1	2	3	4	5	6	7	8	9	R	H	E
Cal Poly	0	0	0	1	0	1	6	0	0	8	13	0
Oregon State	0	0	0	1	0	0	0	0	0	1	4	1

Score by Innings	1	2	3	4	5	6	7	8	9	R	H	E
Cal Poly	0	0	0	1	0	1	6	0	0	8	13	0
Oregon State	0	0	0	1	0	0	0	0	0	1	4	1

Oregon State	ip	h	r	er	bb	so	ab	bf	np
Moore, Andrew	6.1	8	4	3	2	3	23	28	96
Reser, Zack	0.1	2	3	0	0	1	4	4	13
Bauer, Clay	0.1	1	1	1	0	0	2	2	7
Fox, Mak	1.1	2	0	0	1	2	6	7	32
Church, Scotland	0.2	0	0	0	1	0	1	2	11

Win - Bloomquist (2-2). Loss - Moore, A. (2-1). Save - None.

WP - Church, S.(1). Inherited runners/scored: Reser, Z. 2/2; Bauer, C. 3/3; Church, S. 1/0. Pitches/Strikes:

Bloomquist 96/61; Moore, A. 96/72; Reser, Z. 13/12; Bauer, C. 7/5; Fox, M. 32/17; Church, S. 11/5.

Umpires - HP: Timothy Vessey 1B: Shawn Rakos 3B: Kendall Snyder

Start: 5:36pm Time: 2:30 Attendance: 2722

Weather: 64 Degrees, Mostly Sunny

2015 Oregon State Baseball Cal Poly at #24 Oregon State Mar 28, 2015 at Corvallis, Ore. (Goss Stadium)

Cal Poly 7 (9-14)

Player	ab	r	h	rbt	bb	so	po	a	lob
Mathias, Mark dh	5	2	2	0	0	0	0	1	
Van Ganssen, Peter ss	3	1	1	0	2	0	2	2	
Mundell, Brian 1b	3	1	2	3	1	0	5	0	
Smith, Alec pr/2b	0	0	0	0	0	0	1	0	
Zehner, Zack lf	4	1	1	3	1	1	2	0	
Schuknecht, John rf	4	0	1	1	0	0	1	0	
Barbier, Brett c	5	0	1	0	0	0	5	1	4
Ellis, Jordan cf	4	0	2	0	0	1	5	0	
Pluschkeil, Tommy 3b	3	0	0	0	1	2	2	0	
Drobny, Ryan 2b/1b	3	2	1	0	1	0	5	2	
Smith, Kyle p	0	0	0	0	0	0	2	0	
Gomez, Michael p	0	0	0	0	0	0	0	0	
Zandona, Danny p	0	0	0	0	0	0	0	0	
Totals	34	7	11	7	6	4	27	8	8

Score by Innings	1	2	3	4	5	6	7	8	9	R	H	E
Cal Poly	1	0	0	0	0	2	0	2	0	7	11	0
Oregon State	0	0	0	0	1	0	0	0	0	2	9	1

E - Church, S.(1). LOB - CP 8. OSU 9. 2B - Mundell(4). HR - Zehner(5). SH - Donahue, C.(5). SF - Mundell(1); Schuknecht(4). SB - Donahue, C.. CS - Donahue, C.(2).

Cal Poly	ip	h	r	er	bb	so	ab	bf	np
Smith, Kyle	5.0	6	1	1	2	1	19	22	81
Gomez, Michael	1.1	1	1	1	2	5	6	26	
Zandona, Danny	2.2	0	0	0	0	2	10	10	41

Win - Smith, Kyle (2-4). Loss - Rasmussen, D (3-1). Save - Zandona (4).

WP - Heimlich, L.(3). Inherited runners/scored: Gomez 2/1; Zandona 1/1; Heimlich, L. 1/1; Tweed, S. 2/0.

Pitches/Strikes: Smith, Kyle 81/49; Gomez 26/15; Zandona 41/23; Rasmussen, D 96/58; Heimlich, L. 11/8; Tweed



2015 Oregon State Baseball
Oregon State at #9 UCLA
Apr 02, 2015 at Los Angeles, Calif. (Jackie Robinson Std.)

Oregon State 3 (22-7,5-2 Pac-12)

Player	ab	r	h	rbi	bb	so	po	a	lob
Donahue, Christian 2b	3	0	1	0	1	1	1	0	
Hendrix, Jeff cf	5	1	1	0	0	3	6	0	
Harrison, KJ 1b	4	0	1	0	0	3	4	0	1
Clark, Gabe dh	3	1	1	1	0	1	0	0	1
Morrison, Trevor ss	3	0	2	0	1	1	3	0	
Nobach, Kyle lf	2	0	0	0	2	1	5	0	0
Howard, Michael rf	2	0	0	1	1	1	0	1	
Jansen, Joey rf	0	0	0	0	0	0	0	0	0
Gretler, Michael 3b	2	0	0	0	0	2	0	0	0
Soto, Jackson ph	1	0	0	0	0	1	0	0	3
Hamilton, Caleb 3b	1	1	0	0	0	0	0	0	0
Ice, Logan c	3	0	1	0	0	0	9	0	2
Moore, Andrew p	0	0	0	0	0	0	0	0	0
Heimlich, Luke p	0	0	0	0	0	0	1	0	
Totals	29	3	7	3	4	14	27	5	8

UCLA 2 (21-6,8-2 Pac-12)

Player	ab	r	h	rbi	bb	so	po	a	lob
Kramer, Kevin ss	4	0	0	0	0	1	1	0	1
Stephens, Brett dh	3	0	0	0	0	0	0	0	0
Kern, Nick ph	0	1	0	0	0	1	0	0	0
Persico, Luke 1b	4	0	1	0	0	1	7	0	0
Moore, Ty lf	4	0	0	0	0	1	1	0	0
Keck, Chris 3b	4	0	1	1	0	1	0	1	0
Peterson, Kort rf	3	1	1	0	0	1	2	1	1
Valaika, Nick ph	1	0	0	0	0	1	0	0	1
Miller Jr., Darrell c	3	0	1	1	0	0	14	1	0
Bono, Christoph cf	3	0	0	0	0	3	2	0	1
Chatterton, Trent 2b	3	0	1	0	0	0	1	0	0
Urabe, Brett pr	0	0	0	0	0	0	0	0	0
Bouchard, Sean 2b	0	0	0	0	0	0	0	0	0
Kaprielian, James p	0	0	0	0	0	0	0	1	0
Poteet, Cody p	0	0	0	0	0	0	1	0	0
Dyer, Grant p	0	0	0	0	0	0	1	0	0
Totals	32	2	5	2	1	9	27	7	4

Score by Innings	1	2	3	4	5	6	7	8	9	R	H	E
Oregon State	0	0	0	0	0	2	0	0	1	3	7	1
UCLA	0	0	0	0	1	0	0	0	1	2	5	2

E - Howard, M.(1); Kramer(5); Keck(2); DP - UCLA 1. LOB - OSU 8; UCLA 4. 2B - Hendrix, J.(7); Ice, L.(4); Miller Jr.(4); Chatterton(6). HBP - Clark, G.. SH - Donahue, C.(6); Howard, M.(1); Ice, L.(3). SF - Donahue, C.(1). SB - Persico(4). CS - Donahue, C.(3).

Oregon State	ip	h	r	er	bb	so	ab	bf	np
Moore, Andrew	7.2	4	1	0	0	8	27	27	107
Heimlich, Luke	1.1	1	1	1	1	5	6	28	

UCLA	ip	h	r	er	bb	so	ab	bf	np
Kaprielian, James	5.2	5	2	0	3	9	19	24	105
Poteet, Cody	1.2	2	0	0	1	3	6	8	26
Dyer, Grant	1.2	0	1	0	0	2	4	6	19

Win - Moore, A. (3-1). Loss - Kaprielian (6-2). Save - Heimlich, L. (2).

WP - Dyer(3). HBP - by Kaprielian (Clark, G.). Inherited runners/scored: Heimlich, L. 1/0; Poteet 3/1; Dyer 1/0. Pitches/strikes: Moore, A. 107/73; Heimlich, L. 28/17; Kaprielian 105/63; Poteet 26/18; Dyer 19/15.

Umpires - HP: Billy Speck 1B: Greg Charles 3B: Adam Dowdy
Start: 7:05 pm Time: 3:26 Attendance: 956
Weather: Breezy, Cool, Clear

2015 Oregon State Baseball
Oregon State at #9 UCLA
Apr 03, 2015 at Los Angeles, Calif. (Jackie Robinson Std.)

Oregon State 1 (22-8,5-3 Pac-12)

Player	ab	r	h	rbi	bb	so	po	a	lob
Donahue, Christian 2b	4	0	0	0	3	0	3	0	
Hendrix, Jeff cf	4	0	1	0	0	2	2	0	0
Harrison, KJ 1b	4	0	0	0	0	2	11	0	0
Clark, Gabe dh	4	1	3	0	0	1	0	0	0
Morrison, Trevor ss	3	0	0	0	1	1	0	5	1
Gillette, Joe rf	2	0	0	0	0	1	2	0	0
Howard, Michael ph/rf	1	0	0	0	0	1	0	0	0
Nobach, Kyle lf	3	0	1	1	0	0	4	0	1
Gretler, Michael 3b	2	0	0	0	0	1	1	0	0
King, Billy ph	1	0	0	0	0	0	0	2	
Hamilton, Caleb 3b	0	0	0	0	0	0	1	0	0
Lund, Dane c	2	0	0	0	0	1	2	0	0
Ice, Logan c	1	0	0	0	0	1	2	0	0
Rasmussen, Drew p	0	0	0	0	0	0	0	1	0
Fox, Mak p	0	0	0	0	0	0	0	0	0
Flemer, Kevin p	0	0	0	0	0	0	0	0	0
Totals	31	1	5	1	1	13	24	11	4

UCLA 4 (22-6,9-2 Pac-12)

Player	ab	r	h	rbi	bb	so	po	a	lob
Kramer, Kevin ss	5	0	2	2	0	0	0	2	4
Stephens, Brett dh	3	1	1	0	1	0	0	0	2
Persico, Luke 1b	4	0	0	0	0	0	11	0	0
Moore, Ty lf	4	0	2	1	0	1	0	0	0
Keck, Chris 3b	3	0	0	0	1	0	0	3	2
Peterson, Kort rf	4	0	0	0	0	1	0	0	3
Miller Jr., Darrell c	4	2	2	0	0	0	12	1	0
Bono, Christoph cf	2	1	1	1	1	2	0	0	0
Chatterton, Trent 2b	3	0	0	0	0	1	0	0	3
Watson, Grant p	0	0	0	0	0	0	0	0	0
Forbes, Tucker p	0	0	0	0	0	0	0	0	0
Dyer, Grant p	0	0	0	0	0	0	0	0	0
Berg, David p	0	0	0	0	0	0	0	0	0
Totals	32	4	8	4	4	3	27	11	9

Score by Innings	1	2	3	4	5	6	7	8	9	R	H	E
Oregon State	0	0	0	0	0	0	1	0	0	1	5	2
UCLA	0	0	1	1	0	2	0	0	X	4	8	1

E - Donahue, C.(6); Gillette, J.(2); Kramer(6). DP - UCLA 2. LOB - OSU 4; UCLA 9. 2B - Clark, G.(3); Nobach, K.(10); Kramer(8); Miller Jr.(5). SH - Bono(5). SB - Kramer 2(7).

Oregon State	ip	h	r	er	bb	so	ab	bf	np
Rasmussen, Drew	5.2	7	4	4	2	1	24	27	89
Fox, Mak	0.1	1	0	0	0	2	2	10	
Flemer, Kevin	2.0	0	0	0	2	2	6	8	36

UCLA	ip	h	r	er	bb	so	ab	bf	np
Watson, Grant	6.0	3	0	0	1	6	19	20	71
Forbes, Tucker	0.2	2	1	0	0	1	5	5	25
Dyer, Grant	1.1	0	0	0	0	3	4	4	15
Berg, David	1.0	0	0	0	0	3	3	3	12

Win - Watson (5-2). Loss - Rasmussen, D (3-2). Save - Berg (7).

BK - Fox, M.(1). Inherited runners/scored: Fox, M. 1/1; Dyer 2/0. Pitches/strikes: Rasmussen, D 89/58; Fox, M. 10/5; Flemer, K. 36/19; Watson 71/47; Forbes 25/17; Dyer 15/12; Berg 12/9.

Umpires - HP: Greg Charles 1B: Adam Dowdy 3B: Billy Speck
Start: 7:05 pm Time: 2:57 Attendance: 1324
Weather: Warm, Clear

2015 Oregon State Baseball
Oregon State at #9 UCLA
Apr 04, 2015 at Los Angeles, Calif. (Jackie Robinson Std.)

Oregon State 5 (22-9,5-4 Pac-12)

Player	ab	r	h	rbi	bb	so	po	a	lob
Hendrix, Jeff cf	3	0	0	0	0	1	0	1	
Morrison, Trevor ss	3	1	1	0	1	0	3	4	0
Harrison, KJ c/1b	3	1	0	0	0	1	9	1	1
Clark, Gabe dh	4	1	1	0	0	1	0	0	0
King, Billy 1b	3	0	1	1	0	1	3	1	
Ice, Logan c	1	0	0	0	0	3	0	0	
Nobach, Kyle lf	4	1	1	2	0	1	3	0	0
Cary, Elliott rf	4	1	1	2	0	2	2	0	1
Donahue, Christian 2b	4	0	0	0	1	0	3	0	
Hamilton, Caleb 3b	3	0	1	0	0	0	0	0	0
Howard, Michael ph	1	0	0	0	0	0	0	0	0
Eckert, Travis p	0	0	0	0	0	0	0	0	0
Reser, Zack p	0	0	0	0	0	0	0	0	0
Tweedt, Sam p	0	0	0	0	0	0	0	0	0
Heimlich, Luke p	0	0	0	0	0	0	2	0	0
Pomeroy, John p	0	0	0	0	0	0	0	0	0
Hickey, Mitch p	0	0	0	0	0	0	0	0	0
Totals	33	5	6	5	1	7	24	11	4

UCLA 10 (23-6,10-2 Pac-12)

Player	ab	r	h	rbi	bb	so	po	a	lob
Kramer, Kevin ss	5	0	1	1	0	2	2	2	0
Stephens, Brett dh	5	2	2	3	0	0	0	0	0
Persico, Luke 1b	5	0	2	1	0	2	9	0	0
Moore, Ty lf	4	0	2	1	1	0	1	0	2
Keck, Chris 3b	4	1	1	0	0	0	1	2	
Peterson, Kort rf	3	1	1	0	0	1	2	0	2
Miller Jr., Darrell c	3	1	1	1	0	0	6	1	0
Bono, Christoph cf	2	2	2	0	1	0	4	0	0
Kern, Nick ph	0	0	0	0	0	0	0	0	0
Hazard, Justin ph	0	0	0	0	1	0	0	0	0
Urabe, Brett pr/cf	0	1	0	0	0	0	0	0	0
Chatterton, Trent 2b	4	2	2	3	0	0	3	3	1
Canning, Griffin p	0	0	0	0	0	0	0	0	0
Poteet, Cody p	0	0	0	0	0	0	0	0	0
Forbes, Tucker p	0	0	0	0	0	0	0	0	0
Virant, Hunter p	0	0	0	0	0	0	0	0	0
Dyer, Grant p	0	0	0	0	0	0	0	0	0
Berg, David p	0	0	0	0	0	0	0	1	0
Totals	35	10	14	10	3	5	27	8	7

Score by Innings	1	2	3	4	5	6	7	8	9	R	H	E
Oregon State	0	0	0	5	0	0	0	0	0	5	6	0
UCLA	0	0	2	1	1	1	0	5	X	10	14	2

E - Persico(5); Keck(3). DP - UCLA 1. LOB - OSU 4; UCLA 7. 2B - Stephens 2(6); Peterson(6); Chatterton(7). 3B - Bono(5). HR - Cary, E.(1). HBP - Harrison, K.; Keck. SH - Hendrix, J.(3); Peterson(6). SF - Miller Jr.(3). SB - Bono(3).

Oregon State	ip	h	r	er	bb	so	ab	bf	np
Eckert, Travis	4.2	7	4	4	1	2	19	21	80
Reser, Zack	0.1	2	0	0	0	1	3	14	
Tweedt, Sam	0.2	1	1	0	0	3	3	13	
Heimlich, Luke	1.2	1	2	0	1	5	7	24	
Pomeroy, John	0.0	0	1	1	0	0	1	5	
Hickey, Mitch	0.2	3	2	2	1	5	6	22	

UCLA	ip	h	r	er	bb	so	ab	bf	np
Canning, Griffin	3.1	5	5	4	0	3	16	16	48
Poteet, Cody	2.2	1	0	0	0	3	9	10	35
Forbes, Tucker	0.1	0	0	0	0	0	1	2	3
Virant, Hunter	0.0	0	0	0	1	0	1	4	
Dyer, Grant	0.2	0	0	0	0	0	1	1	3
Berg, David	2.0	0	0	0	0	1	6	6	24

Win - Berg (3-0). Loss - Heimlich, L. (1-3). Save - None.

WP - Eckert, T.(1); Poteet(2). HBP - by Poteet (Harrison, K.); by Heimlich, L. (Keck). BK - Canning(1). PB - Harrison, K.(2). Inherited runners/scored: Reser, Z. 1/0; Pomeroy, J. 2/0; Hickey, M. 3/3; Virant 1/0; Dyer 2/0. Pitches/strikes: Eckert, T. 80/55; Reser, Z. 14/8; Tweedt, S. 13/7; Heimlich, L. 24/18; Pomeroy, J. 5/1; Hickey, M. 22/12; Canning 48/33; Poteet 3



2015 OREGON STATE SEASON IN REVIEW

Box Scores

TWITTER.COM/BEAVER_BASEBALL
INSTAGRAM.COM/BEAVERBASEBALL
FACEBOOK.COM/OREGONSTATEBASEBALL

2015 Oregon State Baseball Oregon State at Oregon Apr 11, 2015 at Eugene, Ore. (PK Park)

Oregon State 4 (23-10,6-5 Pac-12)

Player	ab	r	h	rbi	bb	so	po	a	lob	avg
Hendrix, Jeff cf	3	2	0	0	2	1	2	0	1	.304
Morrison, Trevor ss	3	0	1	0	1	1	2	1	0	.328
Harrison, KJ 1b	5	0	2	3	0	1	8	0	0	.368
Clark, Gabe dh	3	0	0	0	2	1	0	0	1	.253
Nobach, Kyle lf	5	0	1	1	0	1	3	0	2	.330
Gretler, Michael 3b	5	0	0	0	0	3	1	4	5	.186
Church, Scotland rf	4	0	0	0	0	0	3	0	0	.200
Jansen, Joey rf	0	0	0	0	0	0	0	0	0	.182
Ice, Logan c	3	1	1	0	1	0	7	0	1	.232
Donahue, Christian 2b	3	1	1	0	0	1	1	0	1	.276
Rasmussen, Drew p	0	0	0	0	0	0	0	0	0	-
Fox, Mak p	0	0	0	0	0	0	0	0	0	-
Totals	34	4	6	4	6	9	27	7	11	

Oregon 2 (20-16,3-8 Pac-12)

Player	ab	r	h	rbi	bb	so	po	a	lob	avg
Eureste, Matt 3b	4	1	2	0	0	0	1	0	0	.239
Goldfarb, Jakob dh	2	1	0	0	1	1	0	0	1	.293
Tolman, Mitchell 2b	2	0	0	0	1	1	3	2	3	.283
Craig-St.Louis, Phil lf	4	0	0	1	0	1	2	0	1	.271
Heinemann, Scott rf	2	0	0	0	2	2	2	0	0	.256
Cuddy, Brandon 1b	3	0	0	0	0	1	8	0	1	.254
Chase, Shaun ph	1	0	0	0	0	0	0	1	0	.200
Karaviotis, Mark ss	4	0	0	0	0	1	3	0	0	.232
Graham, Josh c	4	0	1	0	0	0	9	0	0	.237
Grebeck, Austin cf	3	0	0	0	1	1	1	0	0	.159
Peterson, David p	0	0	0	0	0	0	0	1	0	-
Stiles, Cooper p	0	0	0	0	0	0	0	0	0	-
Nogosek, Stephen p	0	0	0	0	0	0	0	1	0	-
Warren, Brac p	0	0	0	0	0	0	0	0	0	-
Cleavinger, Garrett p	0	0	0	0	0	0	0	0	0	-
Totals	29	2	3	1	5	7	27	7	7	

Score by Innings	1	2	3	4	5	6	7	8	9	R	H	E
Oregon State	1	3	0	0	0	0	0	0	0	4	6	0
Oregon	2	0	0	0	0	0	0	0	0	2	3	4

E - Eureste, M 2(9); Cuddy, B(4); Karaviotis(6). DP - ORE 1. LOB - OSU 11; ORE 7. 2B - Harrison, K.(10);
Eureste, M(7). HBP - Morrison, T.; Goldfarb, J. SH - Donahue, C.(7); Tolman, M(2). SB - Morrison, T.(2);
Nobach, K.(4); Grebeck, A(3).

Oregon State	ip	h	r	er	bb	so	ab	bf	np	era
Rasmussen, Drew	6.1	3	2	2	4	4	21	27	117	2.48
Fox, Mak	2.2	0	0	0	1	3	8	9	38	0.00

Oregon	ip	h	r	er	bb	so	ab	bf	np	era
Peterson, David	1.2	2	4	3	4	2	8	13	60	5.65
Stiles, Cooper	5.2	4	0	0	0	3	22	22	76	2.70
Nogosek, Stephen	0.2	0	0	0	1	1	1	3	12	1.39
Warren, Brac	0.1	0	0	0	1	1	2	11	4	4.05
Cleavinger, Garrett	0.2	0	0	0	0	2	2	2	9	1.40

Win - Rasmussen, D (4-2). Loss - Peterson, D (2-5). Save - Fox, M. (1).
WP - Stiles, C(1). HBP - by Peterson, D (Morrison, T.); by Rasmussen, D (Goldfarb, J). BK - Rasmussen, D(2).
Inherited runners/scored: Fox, M. 1/0; Stiles, C 2/0; Nogosek, S 1/0; Warren, B 1/0; Cleavinger 2/0.
Pitches/strikes: Rasmussen, D 117/72; Fox, M. 38/26; Peterson, D 60/29; Stiles, C 76/51; Nogosek, S 12/7; Warren, B 11/5; Cleavinger 9/8.

Umpires - HP: Patrick Riley 1B: Travis Katzenmeier 3B: Joe Burleson
Start: 7:35pm Time: 3:37 Attendance: 2462
Weather: 54 Degrees, Cloudy

2015 Oregon State Baseball Oregon State at Oregon Apr 12, 2015 at Eugene, Ore. (PK Park)

Oregon State 9 (23-11,6-6 Pac-12)

Player	ab	r	h	rbi	bb	so	po	a	lob
Morrison, Trevor ss	5	0	2	0	0	1	2	1	1
Donahue, Christian 2b	5	1	1	0	0	0	1	2	1
Harrison, KJ 1b	4	1	0	0	0	3	7	1	0
Hendrix, Jeff cf	4	2	3	2	1	0	1	0	1
King, Billy dh	4	2	1	0	0	0	0	0	2
Clark, Gabe ph	1	0	0	0	1	0	0	0	0
Nobach, Kyle lf	5	2	2	2	0	1	4	0	1
Cary, Elliott rf	4	1	2	1	0	1	1	0	0
Ice, Logan c	3	0	1	0	0	2	7	0	0
Hamilton, Caleb 3b	3	0	0	1	0	2	1	2	1
Eckert, Travis p	0	0	0	0	0	0	0	0	0
Shelton, Trent p	0	0	0	0	0	0	0	0	0
Reser, Zack p	0	0	0	0	0	0	0	1	0
Flemer, Kevin p	0	0	0	0	0	0	0	0	0
Heimlich, Luke p	0	0	0	0	0	0	0	0	0
Hickey, Mitch p	0	0	0	0	0	0	0	0	0
Totals	38	9	12	6	1	11	24	7	6

Oregon 10 (21-16,4-8 Pac-12)

Player	ab	r	h	rbi	bb	so	po	a	lob
Eureste, Matt 3b	5	0	0	0	0	1	0	0	0
Goldfarb, Jakob dh	4	2	2	2	1	0	0	0	0
Tolman, Mitchell 2b	4	1	1	0	1	1	0	7	1
Craig-St.Louis, Phil lf	5	2	3	4	0	0	1	0	0
Bryant, J.B. pr/lf	0	0	0	0	0	0	0	0	0
Heinemann, Scott rf/1b	5	1	2	1	0	0	0	2	0
Cuddy, Brandon 1b	3	2	2	2	1	0	12	0	0
Catalano, Nick pr/cf	1	0	0	0	0	1	0	0	2
Karaviotis, Mark ss	2	0	0	0	0	2	3	4	1
Susnara, Tim c	3	1	1	1	0	2	5	2	0
Chase, Shaun ph/c	0	0	0	0	1	0	3	0	0
Grebeck, Austin cf/rf	2	1	1	0	2	0	0	0	2
Harber, Conor p	0	0	0	0	0	0	1	0	0
Graham, Josh p	0	0	0	0	0	0	0	1	0
Cleavinger, Garrett p	0	0	0	0	0	0	0	0	0
Totals	34	10	12	10	6	7	27	14	8

Score by Innings	1	2	3	4	5	6	7	8	9	R	H	E
Oregon State	0	3	6	0	0	0	0	0	0	9	12	2
Oregon	0	3	3	3	0	0	0	1	X	10	12	2

E - Donahue, C. 2(8); St. Louis(2); Grebeck, A(2). DP - OSU 1; ORE 1. LOB - OSU 6; ORE 8. 2B - Morrison, T.(5);
Hendrix, J. 2(9); Heinemann, S 2(6); Grebeck, A(4). 3B - Donahue, C.(1). HR - St. Louis(2); Cuddy, B(4). HBP -
Harrison, K.; SH - Ice, L.(5); Hamilton, C.(5); Karaviotis 2(7). CS - Grebeck, A(3).

Oregon State	ip	h	r	er	bb	so	ab	bf	np
Eckert, Travis	2.0	7	5	5	0	2	13	14	44
Shelton, Trent	0.0	1	1	1	0	0	1	1	4
Reser, Zack	2.0	3	3	3	2	3	8	10	44
Flemer, Kevin	2.0	0	0	0	1	1	5	6	23
Heimlich, Luke	1.1	1	1	0	3	0	5	9	35
Hickey, Mitch	0.2	0	0	0	0	1	2	2	12

Oregon	ip	h	r	er	bb	so	ab	bf	np
Harber, Conor	2.0	6	7	5	0	3	12	14	46
Graham, Josh	6.0	5	2	2	1	5	22	24	91
Cleavinger, Garrett	1.0	1	0	0	0	3	4	4	19

Win - Graham, J (2-0). Loss - Heimlich, L. (1-5). Save - Cleavinger (4).
WP - Graham, J 3(6). HBP - by Harber, C (Harrison, K.). Inherited runners/scored: Shelton, T. 1/1; Hickey, M. 2/0;
Graham, J 2/2. Pitches/strikes: Eckert, T. 44/34; Shelton, T. 4/3; Reser, Z. 44/24; Flemer, K. 23/14; Heimlich, L. 35/17; Hickey, M. 12/8; Harber, C 46/28; Graham, J 91/62; Cleavinger 19/12.

Umpires - HP: Travis Katzenmeier 1B: Joe Burleson 3B: Patrick Riley
Start: 2:05pm Time: 3:29 Attendance: 2824
Weather: 58 Degrees, Sunny
Harber, C faced 4 batters in the 3rd.
Eckert, T. faced 2 batters in the 3rd.
Shelton, T. faced 1 batter in the 3rd.

2015 Oregon State Baseball Arizona at Oregon State Apr 17, 2015 at Corvallis, Ore. (Goss Stadium)

Arizona 1 (23-12,8-8 Pac-12)

Player	ab	r	h	rbi	bb	so	po	a	lob
Kingery, Scott 2b	4	0	1	0	0	0	1	8	0
Newman, Kevin ss	4	1	2	0	0	0	2	3	0
Moore, Riley c	4	0	1	1	0	1	4	0	0
Dalbec, Bobby 3b	3	0	1	0	1	1	0	2	0
Hoard, Michael dh	3	0	0	0	1	3	0	0	4
Gibbons, Zach rf	4	0	0	0	0	0	1	0	1
Mattjevic, JJ 1b	3	0	0	0	0	1	12	1	0
Ramer, Cody lf	3	0	0	0	0	2	1	0	0
Behnke, Justin cf	3	0	0	0	0	0	2	0	0
Hamlin, Cody p	0	0	0	0	0	1	2	0	0
Ming, Cameron p	0	0	0	0	0	0	0	0	0
Totals	31	1	5	1	2	8	24	16	5

Oregon State 3 (24-11,7-6 Pac-12)

Player	ab	r	h	rbi	bb	so	po	a	lob
Morrison, Trevor ss	3	1	2	0	0	0	0	1	0
Donahue, Christian 2b	3	0	1	0	0	0	0	4	0
Harrison, KJ 1b	4	0	0	0	0	2	11	0	0
Hendrix, Jeff cf	3	1	1	1	0	0	2	0	3
Nobach, Kyle lf	4	0	1	0	0	0	1	0	1
Howard, Michael rf	3	0	1	1	1	0	3	0	0
Jansen, Joey pr/rf	0	0	0	0	0	0	0	0	0
Rasmussen, Drew dh	0	0	0	0	0	0	0	0	0
Cary, Elliott ph/dh	3	1	1	0	0	1	0	0	0
King, Billy ph	0	0	0	0	0	0	0	0	0
Clark, Gabe ph	1	0	0	0	0	0	0	0	1
Ice, Logan c	3	0	1	1	0	1	8	0	1
Hamilton, Caleb 3b	3	0	1	0	0	1	4	1	1
Moore, Andrew p	0	0	0	0	0	0	0	0	0
Totals	30	3	9	3	1	4	27	8	7

Score by Innings	1	2	3	4	5	6	7	8	9	R	H	E
Arizona	0	0	0	1	0	0	0	0	0	1	5	0
Oregon State	1	0	0	1	0	0	0	1	X	3	9	0

DP - ARIZ 1. OSU 1. LOB - ARIZ 5; OSU 7. 2B - Kingery, S.(13); Ice, L.(5). 3B - Newman, K.(1). HBP - Donahue, C.;
Hendrix, J. SH - Morrison, T.(6). SB - Newman, K.(13); Nobach, K.(5).

Arizona	ip	h	r	er	bb	so	ab	bf	np
Hamlin, Cody	7.2	9	3	3	1	4	29	33	109
Ming, Cameron	0.1	0	0	0	0	0	1	1	2

Oregon State	ip	h	r	er	bb	so	ab	bf	np
Moore, Andrew	9.0	5	1	1	2	8	31	33	113

Win - Moore, A. (4-1). Loss - Hamlin, C. (4-2). Save - None.
WP - Hamlin, C.(3). HBP - by Hamlin, C. (Donahue, C.); by Hamlin, C. (Hendrix, J.). Inherited runners/scored: Ming, C. 1/0. Pitches/strikes: Hamlin, C. 109/67; Ming, C. 2/1; Moore, A. 113/78.

Umpires - HP: Scott Higgins 1B: Barry Larson 3B: Anthony Norris
Start: 5:33pm Time: 2:08 Attendance: 3106
Weather: 72 Degrees, Sunny

2015 Oregon State Baseball Arizona at Oregon State Apr 18, 2015 at Corvallis, Ore. (Goss Stadium)

Arizona 3 (24-12,9-8 Pac-12)

Player	ab	r	h	rbi	bb	so	po	a	lo
Kingery, Scott 2b	4	0	1	2	0	0	2	3	0
Newman, Kevin ss	4	0	0	0	0	0	3	6	0
Moore, Riley c	3	0	0	0	1	1	5	0	0
Dalbec, Bobby 3b	4	1	2	1	0	1	0	2	1
Gibbons, Zach rf	4	0	0	0	2	6	0	0	0
Hoard, Michael dh	1	0	0	0	1	0	0	0	0
Skippis, Elijah ph/dh	2	0	0	0	1	2	0	0	0
Krause, Tyler pr	0	0	0	0	0	0	0	0	0
Ramsey, Cody lf	3	1	0	0	1	2	0	0	0
Maggi, Joseph 1b	3	1	1	0	1	0	7	1	1
Benkhe, Justin cf	2	0	0	0	1	0	1	0	0
Bannister, Nathan p	0	0	0	0	0	0	0	0	0
Fallan, Tyler p	0	0	0	0	0	0	0	0	0
Totals	30	3	4	3	5	7	27	12	0



2015 Oregon State Baseball
 Arizona at Oregon State
 Apr 19, 2015 at Corvallis, Ore. (Goss Stadium)

Arizona 3 (24-13,9-9 Pac-12)										Oregon State 5 (25-12,8-7 Pac-12)									
Player	ab	r	h	rbi	bb	so	po	a	lob	Player	ab	r	h	rbi	bb	so	po	a	lob
Kingery, Scott 2b	4	1	0	0	1	0	1	4	1	Morrison, Trevor ss	4	1	0	0	1	0	2	3	1
Newman, Kevin ss	5	0	0	0	0	1	0	2	3	Donahue, Christian 2b	3	0	1	0	0	0	0	0	0
Moore, Riley c	5	0	1	1	0	1	3	0	0	Hendrix, Jeff cf	2	1	1	0	2	0	3	0	0
Dalbec, Bobby p/dh	4	1	2	1	0	0	1	2	0	Harrison, KJ 1b	2	1	1	3	1	1	9	1	2
Gibbons, Zach rf	4	1	2	0	0	0	1	0	2	Howard, Michael rf	4	1	2	1	0	1	1	0	0
Ramer, Cody 3b	3	0	1	0	1	0	0	3	1	Jansen, Joey pr/1f	0	0	0	0	0	0	0	0	0
Agular, Ryan lf	2	0	0	0	2	0	1	0	0	Nobach, Kyle lf	0	0	0	0	1	0	5	0	1
Maggi, Joseph 1b	2	0	1	0	0	10	1	0	0	King, Billy dh	4	0	2	1	0	0	0	0	3
Krause, Tyler ph	0	0	0	0	0	0	0	0	0	Church, Scotland pr	0	0	0	0	0	0	0	0	0
Hoard, Michael ph	0	0	0	1	0	0	0	0	0	Ice, Logan c	3	0	0	0	1	5	0	1	0
Gieseke, Sawyer 1b	0	0	0	0	0	2	0	0	0	Hamilton, Caleb 3b	3	1	0	0	1	0	4	0	0
Behnke, Justin cf	4	0	0	0	0	3	5	0	0	Eckert, Travis p	0	0	0	0	0	0	2	1	0
Ming, Cameron p	0	0	0	0	0	0	0	0	0	Heimlich, Luke p	0	0	0	0	0	0	0	0	0
Medel, Robby p	0	0	0	0	0	0	1	0	0	Hickey, Mitch p	0	0	0	0	0	0	0	0	0
Talley, Tyger p	0	0	0	0	0	0	0	0	0										
Totals	33	3	7	3	4	5	24	13	9	Totals	28	5	7	5	6	3	27	9	8

Score by Innings	1	2	3	4	5	6	7	8	9	R	H	E
Arizona	1	0	0	0	0	0	0	2	0	3	7	0
Oregon State	0	1	0	1	2	0	1	0	X	5	7	1

E - Morrison, T. (4). LOB - ARIZ 9; OSU 8. 3B - Hendrix, J. (4). HR - Dalbec, B. (12); Howard, M. (3). SH - Maggi, J. (2); Donahue, C. (8). Ice, L. (6). SF - Hoard, M. (2); Harrison, K. (3). SB - Kingery, S. (8); Donahue, C. (6); Jansen, J. (1).

Arizona	ip	h	r	er	bb	so	ab	bf	np	Oregon State	ip	h	r	er	bb	so	ab	bf	np
Dalbec, Bobby	5.0	4	4	4	6	2	18	25	95	Eckert, Travis	7.1	5	2	2	3	4	27	31	121
Ming, Cameron	1.1	1	1	1	0	1	5	5	25	Heimlich, Luke	0.0	2	1	1	1	0	2	3	17
Medel, Robby	1.0	2	0	0	0	0	3	5	21	Hickey, Mitch	1.2	0	0	0	0	1	4	5	20
Talley, Tyger	0.2	0	0	0	0	2	2	5											

Win - Eckert, T. (4-0). Loss - Dalbec, B. (2-4). Save - Hickey, M. (5).
 WP - Dalbec, B. (3); PB - Moore, R. (6). Inherited runners/scored: Medel, R. 1/1; Talley, T. 1/0; Hickey, M. 3/1.
 Pitches/strikes: Dalbec, B. 95/46; Ming, C. 25/18; Medel, R. 21/14; Talley, T. 5/2; Eckert, T. 121/70; Heimlich, L. 17/8; Hickey, M. 20/14.

Umpires - HP: Anthony Norris 1B: Scott Higgins 3B: Barry Larson
 Start: 1:05pm Time: 2:57 Attendance: 3048
 Weather: 71 Degrees, Sunny
 Heimlich, L. faced 3 batters in the 8th.

2015 Oregon State Baseball
 #10 USC at Oregon State
 Apr 24, 2015 at Corvallis, Ore. (Goss Stadium)

USC 11 (30-10,11-5 Pac-12)										Oregon State 3 (25-13,8-8 Pac-12)									
Player	ab	r	h	rbi	bb	so	po	a	lob	Player	ab	r	h	rbi	bb	so	po	a	lob
Stahel, Bobby lf	5	2	2	0	0	1	2	0	1	Hendrix, Jeff cf	4	0	1	0	1	2	2	0	3
Stubbs, Garrett c	4	2	2	0	1	0	11	1	0	Donahue, Christian 2b	3	0	0	0	0	3	1	3	1
Martinez, Jeremy 1b	3	1	1	1	1	0	6	0	0	King, Billy ph/1b	1	0	1	2	0	0	1	0	0
Robinson, Timmy cf	4	2	3	3	1	1	0	0	1	Harrison, KJ 1b/c	4	0	0	0	0	1	9	1	0
Flores, Blake 2b	4	0	0	0	0	1	4	1	1	Clark, Gabe dh	3	0	0	0	0	0	1	0	0
Lacey, Blake 3b	5	1	3	1	0	0	0	1	1	Jansen, Joey lf	0	0	0	0	0	0	0	0	0
Oppenheim, David dh	4	1	0	0	0	0	0	0	0	Howard, Michael ph/lf	1	0	0	0	0	0	1	0	2
Ramirez, AJ rf	4	1	0	0	1	2	2	0	2	Nobach, Kyle lf	2	0	0	0	0	1	3	0	0
La Bruna, Angelo ss	5	1	2	4	0	0	2	0	1	Gillette, Joe ph/lf	2	0	1	0	0	1	0	0	0
Gilbert, Tyler p	0	0	0	0	0	0	0	0	0	Church, Scotland rf/lf	4	0	2	0	0	1	3	0	0
Kriske, Brooks p	0	0	0	0	0	0	0	1	0	Ice, Logan c	2	0	0	0	1	1	5	0	0
Wright, Andrew p	0	0	0	0	0	0	0	0	0	Mildenberg, Tyler pr/3b	0	1	0	0	0	0	0	0	0
Totals	38	11	13	9	4	5	27	4	7	Gretler, Michael ph	0	0	0	0	1	0	0	0	0
										Morrison, Trevor ss	3	1	1	0	1	1	4	0	0
										Hamilton, Caleb 3b/2b	4	1	1	0	0	0	0	3	1
										Moore, Andrew p	0	0	0	0	0	1	0	0	0
										Pomeroy, John ph	0	0	0	0	0	0	0	0	0
										Flemser, Kevin p	0	0	0	0	0	0	0	0	0
										Totals	33	3	7	3	4	12	27	11	7

Score by Innings	1	2	3	4	5	6	7	8	9	R	H	E
USC	0	0	0	2	2	0	6	1	0	11	13	0
Oregon State	0	0	1	0	0	0	0	2	0	3	7	1

E - Donahue, C. (9). DP - USC 1; OSU 1. LOB - USC 7; OSU 7. 2B - Stahel, B. (9); Stubbs, G. (8); Martinez, J. (6); Robinson, T. (2/7); La Bruna, A. (3); King, B. (4). HR - La Bruna, A. (1); Hamilton, C. (2). HBP - Oppenheim, D. SH - Flores, D. (3). SF - Martinez, J. (7). SB - Lacey, B. 2/7.

USC	ip	h	r	er	bb	so	ab	bf	np	Oregon State	ip	h	r	er	bb	so	ab	bf	np
Gilbert, Tyler	7.0	4	3	3	2	10	24	26	104	Moore, Andrew	6.1	9	6	6	1	5	27	30	98
Kriske, Brooks	1.0	1	0	0	1	0	4	5	17	Pomeroy, John	0.1	2	3	3	0	0	3	4	12
Wright, Andrew	1.0	2	0	0	1	2	5	6	21	Flemmer, Kevin	0.1	2	2	2	3	0	3	6	23
										Church, Scotland	2.0	0	0	0	0	0	5	5	11

Win - Gilbert, T. (3-1). Loss - Moore, A. (4-2). Save - None.
 WP - Gilbert, T. (4); Pomeroy, J. (2). HBP - by Pomeroy, J. (Oppenheim, D). Inherited runners/scored: Kriske, B. 2/2; Pomeroy, J. 1/1; Flemmer, K. 2/2; Church, S. 3/1. Pitches/strikes: Gilbert, T. 104/68; Kriske, B. 17/8; Wright, A. 21/11; Moore, A. 98/66; Pomeroy, J. 12/7; Flemmer, K. 23/8; Church, S. 11/10.

Umpires - HP: Steve Mattingly 1B: Travis Reininger 3B: Shawn Rakos
 Start: 5:35pm Time: 2:46 Attendance: 2701
 Weather: 55 Degrees, Cloudy
 Flemmer, K. faced 3 batters in the 8th.
 Gilbert, T. faced 2 batters in the 8th.

2015 Oregon State Baseball
 #10 USC at Oregon State
 Apr 25, 2015 at Corvallis, Ore. (Goss Stadium)

USC 2 (30-11,11-6 Pac-12)										Oregon State 3 (26-13,9-8 Pac-12)									
Player	ab	r	h	rbi	bb	so	po	a	lob	Player	ab	r	h	rbi	bb	so	po	a	lob
Stahel, Bobby If	5	0	0	0	2	2	0	1		Hamilton, Caleb 2b	3	1	0	0	1	0	1	3	0
Stubbs, Garrett c	4	1	2	0	0	0	3	2		Lund, Dane c	3	2	3	0	1	0	8	1	0
Martinez, Jeremy 1b	3	1	1	0	1	1	16	1		Hendrix, Jeff cf	2	0	1	2	0	1	2	0	
Robinson, Timmy cf	3	0	1	1	0	1	0	1		Harrison, KJ 1b	3	0	0	0	1	2	10	1	2
Flores, Blake 2b	4	0	2	1	0	0	3	0		Gillette, Joe dh	3	0	0	0	0	1	0	0	
Lacey, Blake 3b	4	0	0	0	0	3	4	0		King, Billy ph	1	0	1	1	0	0	0	0	
Oppenheim, David dh	2	0	0	0	2	0	0	0		Church, Scotland lf	3	0	0	0	0	2	0	0	
Dempster, Corey pr	0	0	0	0	0	0	0	0		Howard, Michael rf	3	0	0	0	0	2	0	0	
Ramirez, AJ rf	3	0	1	0	1	2	0	3		Gretler, Michael 3b	3	0	0	0	0	0	2	0	
La Bruna, Angelo ss	4	0	0	0	0	1	4	2		Morrison, Trevor ss	3	0	0	0	0	1	1	0	
Twomey, Kyle p	0	0	0	0	0	0	1	0		Rasmussen, Drew p	0	0	0	0	0	1	2	0	
Huberman, Marc p	0	0	0	0	0	0	1	0		Fox, Mak p	0	0	0	0	0	0	0	0	
Davis, Kyle p	0	0	0	0	0	0	0	0		Tweedt, Sam p	0	0	0	0	0	0	0	1	0
Totals	32	2	7	2	4	7	25	16	8	Totals	27	3	5	3	3	4	27	11	4

Score by Innings	1	2	3	4	5	6	7	8	9	R	H	E
USC	0	0	0	0	0	2	0	0	0	2	7	0
Oregon State	1	0	1	0	0	0	0	1		3	5	0

Note: 1 out, 2 runners LOB when the game ended.

LOB - USC 8; OSU 4. 3B - Lund, D. (1). SH - Ramirez, A. (2); Hendrix, J. 2(5). SB - Stubbs, G. (18). CS - Robinson, T. (5); Lund, D. (1).

USC	ip	h	r	er	bb	so	ab	bf	np	Oregon State	ip	h	r	er	bb	so	ab	bf	np
Twomey, Kyle	7.0	4	2	2	1	4	23	25	96	Rasmussen, Drew	8.0	7	2	2	3	7	30	33	116
Huberman, Marc	1.1	0	1	0	1	2	0	3	6	Fox, Mak	0.0	0	0	0	1	0	0	1	6
Davis, Kyle	0.0	1	0	0	0	0	1	1	28	Tweedt, Sam	1.0	0	0	0	0	0	2	3	11

Win - Tweedt, S. (5-0). Loss - Huberman, M. (6-2). Save - None.
 WP - Rasmussen, D. (2). Inherited runners/scored: Davis, K. 2/1; Tweedt, S. 1/0. Pitches/strikes: Twomey, K. 96/57; Huberman, M. 28/13; Davis, K. 7/4; Rasmussen, D. 116/74; Fox, M. 6/2; Tweedt, S. 11/7.

Umpires - HP: Travis Reininger 1B: Shawn Rakos 3B: Steve Mattingly
 Start: 1:35pm Time: 2:31 Attendance: 2819
 Weather: 58 Degrees, Mostly Cloudy
 Fox, M. faced 1 batter in the 9th.
 Davis, K. faced 1 batter in the 9th.

2015 Oregon State Baseball
 #10 USC at Oregon State
 Apr 26, 2015 at Corvallis, Ore. (Goss Stadium)

USC 6 (30-12,11-7 Pac-12)										Oregon State 9 (27-13,10-8 Pac-12)									
Player	ab	r	h	rbi	bb	so	po	a	lob	Player	ab	r	h	rbi	bb	so	po	a	lob
Stahel, Bobby rf	4	1	2	0	0	1	1	1	0	Morrison, Trevor ss	3	0	2	2	1	0	3	2	0
Stubbs, Garrett lf	4	1	2	1	0	1	3	0	0	Lund, Dane c	2	1	2	1	0	8	1	0	0
Martinez, Jeremy c	4	0	0	0	1	7	2	5	0	Hendrix, Jeff cf	3	0	2	1	1	0	3	0	0
Robinson, Timmy cf	5	1	1	0	2	2	2	0	0	Harrison, KJ 1b	3	0	0	1	1	2	10	1	5
Flores, Dante 2b	5	1	2	0	0	0	5	0	0	King, Billy dh	3	1	1	0	1	0	0	0	0
Lacey, Blake 3b	4	1	1	0	1	0	1	1	1	Mildenberg, Tyler pr/dh	1	1	1	0	0	0	0	0	0
Oppenheim, David dh	2	1	0	1	0	0	0	0	0	Howard, Michael rf	5	0	0	0	2	3	0	0	0
Carrillo, Adalberto ph	1	0	0	0	1	0	0	0	0	Cary, Elliott rf	3	1	1	0	1	0	1	0	0
Ramirez, AJ 1b	2	0	0	1	0	1	9	0	0	Jansen, Joey rf	1	0	0	0	0	0	0	2	0
Edson, David ph	0	0	0	0	1	0	0	0	0	Hamilton, Caleb 3b	2	2	0	0	2	2	0	0	0
Corrigan, Joe 1b	0	0	0	0	0	0	1	0	0	Donahue, Christian 2b	3	3	3	2	1	0	1	1	0
Southall, Reggie ss	3	0	1	0	2	1	1	3	0	Eckert, Travis p	0	0	0	0	0	0	0	1	0
Hart, Mitch p	0	0	0	0	0	0	0	0	0	Heimlich, Luke p	0	0	0	0	0	0	0	1	0
Flores, Bernardo p	0	0	0	0	0	0	0	0	0	Tweedst, Sam p	0	0	0	0	0	0	0	0	0
Kriske, Brooks p	0	0	0	0	0	0	0	0	0	Hickey, Mitch p	0	0	0	0	0	0	0	0	0
Wheatley, Brent p	0	0	0	0	0	0	0	0	0	Totals	29	9	11	8	9	6	27	10	10
Davis, Kyle p	0	0	0	0	0	0	1	0	0										
Totals	34	6	8	4	8	24	11	9	9										



2015 Oregon State Baseball
Utah at #22 Oregon State
May 08, 2015 at Corvallis, Ore. (Goss Stadium)

2015 Oregon State Baseball
Utah at #22 Oregon State
May 09, 2015 at Corvallis, Ore. (Goss Stadium)

Utah 0 (16-28,7-15 Pac-12)

Oregon State 3 (31-14,13-9 Pac-12)

Player	ab	r	h	rbi	bb	so	po	a	lob	avg
Davis, Kody 2b	4	0	0	0	3	0	4	2	294	
Scaggari, Cody ss	4	0	0	0	0	1	4	1	276	
Carroll, Dallas 3b	4	0	2	0	0	2	1	1	306	
Young, AJ c	4	0	0	0	0	4	1	1	297	
Schuman, Max dh	4	0	0	0	0	0	0	1	239	
Smith, Wylar cf	4	0	0	0	0	2	0	0	323	
Gulden, Wade lf	3	0	1	0	0	1	3	0	228	
Larsen, Biss 1b	3	0	2	0	0	10	0	0	343	
Rose, Josh rf	2	0	1	0	0	1	0	0	235	
Helton, Bret p	0	0	0	0	0	1	2	0	-	
Rodriguez, Hunter p	0	0	0	0	0	0	0	0	-	
Stoltz, Trenton p	0	0	0	0	0	0	0	0	-	
Totals	32	0	6	0	0	4	24	12	6	

Score by Innings	1	2	3	4	5	6	7	8	9	R	H	E
Utah	0	0	0	0	0	0	0	0	0	0	6	1
Oregon State	0	0	0	2	1	0	0	0	X	3	6	1

E - Young, AJ(5); Gretler, M.(6). DP - UTAH 1: OSU 1. LOB - UTAH 6: OSU 7. 2B - Hendrix, J.(12); King, B.(7); Nobach, K.(11). SH - Rose, Josh(4); Gretler, M.(3). SB - Donahue, C.(7).

Utah	ip	h	r	er	bb	so	ab	bf	np	era
Helton, Bret	6.0	5	3	1	2	2	22	25	104	5.69
Rodriguez, Hunter	1.0	1	0	0	2	2	4	6	30	5.18
Stoltz, Trenton	1.0	0	0	0	0	1	3	3	12	6.07

Win - Moore, A. (5-2). Loss - Helton (2-7). Save - None.

WP - Helton(8). Inherited runners/scored: Stoltz, T. 2/0. Pitches/strikes: Helton 104/65; Rodriguez, H 30/16; Stoltz, T. 12/9; Moore, A. 99/76.

Umpires - HP: Adam Dowdy 1B: Heath Jones 3B: Kevin Daugherty
Start: 5:35pm Time: 2:41 Attendance: 2812
Weather: 78 Degrees, Sunny

Utah 0 (16-29,7-16 Pac-12)

Oregon State 2 (32-14,14-9 Pac-12)

Player	ab	r	h	rbi	bb	so	po	a	lob	avg
Davis, Kody 2b	4	0	0	0	0	3	4	0		
Scaggari, Cody ss	4	0	0	0	0	0	3	0		
Carroll, Dallas 3b	3	0	0	0	1	2	0	1		
Young, AJ c	4	0	2	0	0	1	6	1	2	
Flynn, Patrick pr	0	0	0	0	0	0	0	0		
Schuman, Max dh	4	0	1	0	0	0	0	0	1	
Drachler, Dylan pr	0	0	0	0	0	0	0	0		
Smith, Wylar cf	3	0	2	0	0	1	0	1	0	
Gulden, Wade lf/1b	3	0	0	0	0	1	0	2		
Larsen, Biss 1b	3	0	0	0	0	1	8	0	1	
Jackson, Andre lf	0	0	0	0	0	0	1	0		
Rose, Josh rf	3	0	0	0	0	1	4	0	1	
Carroll, Dalton p	0	0	0	0	0	0	0	2	0	
Stouder, Nolan p	0	0	0	0	0	0	0	0	0	
Duke, Brock p	0	0	0	0	0	0	0	0	0	
Totals	31	0	5	0	1	5	24	11	7	

Score by Innings	1	2	3	4	5	6	7	8	9	R	H	E
Utah	0	0	0	0	0	0	0	0	0	0	5	1
Oregon State	0	0	0	0	0	1	1	0	X	2	9	1

E - Carroll, Dls(9); Gretler, M.(7). DP - OSU 1. LOB - UTAH 7; OSU 9. 2B - Donahue, C.(5); Nobach, K.(12). HBP - Smith, W.. SH - Gulden, Wade(2); Lund, D.(7). SF - Harrison, K.(6); Nobach, K.(4). SB - King, B.(2). CS - Donahue, C.(5).

Utah	ip	h	r	er	bb	so	ab	bf	np
Carroll, Dalton	6.1	9	2	2	4	26	30	107	
Stouder, Nolan	0.2	0	0	0	0	0	1	2	6
Duke, Brock	1.0	0	0	0	0	2	3	3	8

Win - Rasmussen, D (5-3). Loss - Carroll, Dln (5-7). Save - Hickey, M. (9).

WP - Rasmussen, D(3). HBP - by Hickey, M. (Smith, W.). Inherited runners/scored: Stouder 2/1; Hickey, M. 2/0. Pitches/strikes: Carroll, Dln 107/68; Stouder 6/3; Duke 8/8; Rasmussen, D 106/74; Hickey, M. 9/5.

Umpires - HP: Heath Jones 1B: Kevin Daugherty 3B: Adam Dowdy
Start: 1:35pm Time: 2:19 Attendance: 3280
Weather: 82 Degrees, Sunny

2015 Oregon State Baseball
Utah at #22 Oregon State
May 10, 2015 at Corvallis, Ore. (Goss Stadium)

2015 Oregon State Baseball
#19 Oregon State vs Portland
May 13, 2015 at Keizer, Ore. (Volcanoes Stadium)

Utah 2 (16-29,17-16-1 Pac-12)

Oregon State 2 (32-14-1,14-9-1 Pac-12)

Player	ab	r	h	rbi	bb	so	po	a	lob	avg
Davis, Kody 2b	7	0	0	0	2	4	6	4		
Scaggari, Cody ss	6	0	0	0	1	0	2	6	0	
Carroll, Dallas 3b	6	0	1	0	1	2	2	4	0	
Young, AJ c	5	0	1	0	1	1	10	2		
Schuman, Max dh	5	0	0	0	1	0	0	2		
Smith, Wylar cf	6	0	1	0	0	2	1	0	2	
Gulden, Wade lf/1b	4	1	2	0	1	0	6	0		
Larsen, Biss 1b	3	0	0	0	0	10	0	0		
Jackson, Andre lf	0	0	0	0	0	0	0	0		
Marruffo, Kellen ph	0	0	0	0	1	0	0	0		
Simmons, Hunter pr/1b	1	0	1	0	1	0	7	0	0	
Rose, Josh rf	5	1	2	1	1	3	0	2		
Rose, Jayson p	0	0	0	0	0	0	1	0		
Duke, Brock p	0	0	0	0	0	0	0	6	0	
Totals	48	2	7	2	8	8	45	25	10	

Score by Innings	1	2	3	4	5	6	7	8	9	10	11	12	13	14	15	R	H	E
Utah	0	0	0	0	0	0	0	0	2	0	0	0	0	0	0	2	7	1
Oregon State	0	0	0	0	2	0	0	0	0	0	0	0	0	0	0	2	8	0

E - Davis(12). DP - UTAH 1: OSU 3. LOB - UTAH 10; OSU 9. 2B - Young, AJ(14); Gulden, Wade(2); Ice, L.(6). 3B - Hamilton, C.(2). HR - Rose, Josh(1). HBP - Harrison, K.. SH - Gulden, Wade(3); Cary, E.(1). SF - Gretler, M.(1). CS - Gretler, M.(1).

Utah	ip	h	r	er	bb	so	ab	bf	np
Rose, Jayson	6.2	2	0	2	5	20	25	104	
Duke, Brock	8.1	6	0	0	1	6	30	31	101

Win - None. Loss - None. Save - None.

WP - Rose, Jayson(9); Hickey, M.(3). HBP - by Rose, Jayson (Harrison, K.). PB - Lund, D.(2). Inherited runners/scored: Hickey, M. 1/0; Church, S. 2/0. Pitches/strikes: Rose, Jayson 104/61; Duke 101/66; Eckert, T. 94/62; Helmlich, L. 1/1; Tweedt, S. 8/2; Hickey, M. 26/10; Church, S. 61/36.

Umpires - HP: Kevin Daugherty 1B: Adam Dowdy 3B: Heath Jones
Start: 12:05pm Time: 4:04 Attendance: 3037
Weather: 72 Degrees, Sunny

Oregon State 20 (33-14-1)

Portland 0 (10-41)

Player	ab	r	h	rbi	bb	so	po	a	lob	avg
Donahue, Christian 2b	7	0	2	3	0	1	3	2	4	
Hamilton, Caleb ss	5	3	3	0	1	1	2	4	1	
Hendrix, Jeff cf	5	3	4	3	0	0	1	0	0	
Howard, Michael lf	1	0	0	0	0	0	0	0	0	
Harrison, KJ 1b	6	3	3	4	0	1	9	0	2	
Cary, Elliott rf	4	2	2	0	0	0	1	0	0	
Gillette, Joe ph/rf	1	1	1	1	0	0	0	0	0	
King, Billy dh	3	1	1	2	1	1	0	0	0	
Anderson, Jack pr/dh	1	1	1	0	1	0	0	0	0	
Nobach, Kyle lf	4	4	2	3	1	0	3	1	1	
Jansen, Joey cf	1	0	0	0	0	0	0	0	0	
Ice, Logan c	5	2	4	2	1	1	6	0	0	
Lund, Dane c	0	0	0	0	0	0	1	0	0	
Gretler, Michael 3b	6	0	1	1	0	3	1	2	0	
Tweedt, Sam p	0	0	0	0	0	0	1	0	0	
Fox, Mak p	0	0	0	0	0	0	0	0	0	
Flemmer, Kevin p	0	0	0	0	0	0	0	0	0	
Reser, Zack p	0	0	0	0	0	0	0	1	0	
Totals	49	20	24	19	5	8	27	11	8	

Score by Innings	1	2	3	4	5	6	7	8	9	R	H	E
Oregon State	0	2	5	2	0	5	5	0	1	20	24	1
Portland	0	0	0	0	0	0	0	0	0	0	7	2

E - Tweedt, S.(1); BARR, R(5); SAPP, E(5). DP - OSU 1. LOB - OSU 8; POR 6. 2B - Donahue, C.(6); Hendrix, J.(13). HR - Hendrix, J. 2(6); Harrison, K. 2(9); Gillette, J.(2); Nobach, K.(2); Ice, L.(3). HBP - Cary, E.. SH - BARR, R(1); KERR, B(7). SB - Cary, E.(1).

Oregon State	ip	h	r	er	bb	so	ab	bf	np
Tweedt, Sam	6.0	6	0	0	0	2	21	23	68
Fox, Mak	1.0	0	0	0	0	2	3	13	
Flemmer, Kevin	1.0	1	0	0	0	2	4	16	
Reser, Zack	1.0	0	0	0	0	1	3	8	

Win - Tweedt, S. (8-1). Loss - WILCOX, J (1-5). Save - None.

WP - WILCOX, J 2(4). HBP - by FISHER, A (Cary, E.). Inherited runners/scored: HAWKEN, J 2/2. Pitches/strikes: Tweedt, S. 68/45; Fox, M. 13/9; Flemmer, K. 16/10; Reser, Z. 8/5; WILCOX, J 72/43; FISHER, A 45/28; HAWKEN, J 37/23; KUHLMAN, K 16/10; BARR, R 22/16.

Umpires - HP: Michael Goebel 1B: Craig Compton 3B: Kendall Snyder
Start: 6:07pm Time: 2:45 Attendance: 2119
Weather: 62 Degrees, Mostly Clear



2015 OREGON STATE SEASON IN REVIEW

Box Scores

TWITTER.COM/BEAVER_BASEBALL
INSTAGRAM.COM/BEAVERBASEBALL
FACEBOOK.COM/OREGONSTATEBASEBALL

2015 Oregon State Baseball #19 Oregon State at Stanford May 15, 2015 at Stanford, Calif. (Sunken Diamond)

Oregon State 5 (34-14-1,15-9-1 Pac-12)

Player	ab	r	h	rbi	bb	so	po	a	lob
Donahue, Christian 2b	4	1	2	0	1	0	3	3	0
Hamilton, Caleb ss	4	0	1	1	0	0	3	2	0
Hendrix, Jeff cf	3	0	0	0	2	2	5	0	2
Harrison, KJ 1b	5	1	2	2	0	1	9	1	3
Nobach, Kyle lf	2	1	1	0	3	0	2	0	0
Rasmussen, Drew dh	0	0	0	0	0	0	0	0	0
Gillette, Joe ph/dh	2	1	0	0	0	1	0	0	2
King, Billy ph/dh	2	0	0	0	0	1	0	0	0
Cary, Elliott rf	3	1	1	0	2	1	2	0	0
Jansen, Joey rf	0	0	0	0	0	0	0	0	0
Ice, Logan c	4	0	0	0	1	0	5	1	4
Gretler, Michael 3b	4	0	1	2	1	1	0	2	0
Moore, Andrew p	0	0	0	0	0	0	1	0	0
Church, Scotland p	0	0	0	0	0	0	0	0	0
Heimlich, Luke p	0	0	0	0	0	0	0	0	0
Totals	33	5	8	5	10	7	27	10	13

Score by Innings	1	2	3	4	5	6	7	8	9	R	H	E
Oregon State	1	1	0	0	3	0	0	0	0	5	8	0
Stanford	0	0	0	0	2	0	0	0	0	2	11	2

E - Brodey, Q(4); Hanewich, B(1). DP - OSU 2: STAN 1. LOB - OSU 13: STAN 13. 2B - Jackson, D(5); Edman, T(13); Winaker, M(9); Barr, A(6). HR - Harrison, K(10). SH - Hamilton, C(6); Gillette, J(1); Branton, B(9). SB - Hendrix, J(5).

Oregon State	ip	h	r	er	bb	so	ab	bf	np
Moore, Andrew	5.2	8	2	2	4	5	23	28	103
Church, Scotland	1.1	0	0	0	2	0	3	5	21
Heimlich, Luke	2.0	3	0	0	0	1	9	9	32

Stanford 2 (22-29,7-18 Pac-12)

Player	ab	r	h	rbi	bb	so	po	a	lob
Jackson, Drew ss	5	1	4	0	0	0	1	2	0
Branton, Beau 3b	3	1	0	0	1	0	2	3	3
Edman, Tommy 2b	3	0	2	0	0	2	0	3	4
Hoffpauir, Zach rf	5	0	0	0	0	1	2	0	1
Winaker, Matt 1b	3	0	2	1	2	0	9	1	0
Castellanos, Chris dh	0	0	0	0	0	0	0	0	0
Barr, Austin ph/dh	4	0	1	0	1	0	1	0	5
Brodey, Quinn lf	4	0	0	0	0	1	1	0	2
Klein, Jack cf	4	0	1	0	2	3	0	0	0
Carter, Bryce c	3	0	0	0	2	4	2	2	2
Kuet, Jesse ph	1	0	1	0	0	0	0	0	0
Hanewich, Brett p	0	0	0	0	0	0	0	0	0
Thorne, Tyler p	0	0	0	0	0	0	0	0	0
Viall, Chris p	0	0	0	0	0	0	1	0	0
Totals	35	2	11	1	6	6	27	12	13

Score by Innings	1	2	3	4	5	6	7	8	9	R	H	E
Oregon State	1	1	0	0	3	0	0	0	0	5	8	0
Stanford	0	0	0	0	2	0	0	0	0	2	11	2

E - Brodey, Q(4); Hanewich, B(1). DP - OSU 2: STAN 1. LOB - OSU 13: STAN 13. 2B - Jackson, D(5); Edman, T(13); Winaker, M(9); Barr, A(6). HR - Harrison, K(10). SH - Hamilton, C(6); Gillette, J(1); Branton, B(9). SB - Hendrix, J(5).

Stanford	ip	h	r	er	bb	so	ab	bf	np
Hanewich, Brett	4.1	6	5	4	7	4	17	26	101
Thorne, Tyler	0.2	1	0	0	0	0	3	3	7
Viall, Chris	4.0	1	0	0	3	3	13	16	65

Win - Moore, A (6-2). Loss - Hanewich, B (3-6). Save - Heimlich, L (4). WP - Hanewich, B(15); Viall, C(11). Inherited runners/scored: Church, S. 1/0; Thorne, T 3/2. Pitches/strikes: Moore, A. 103/64; Church, S. 21/10; Heimlich, L. 32/24; Hanewich, B 101/53; Thorne, T 7/6; Viall, C 65/40.

Umpires - HP: Steve Mattingly 1B: Shawn Rakos 3B: Jake Uhlenhopp
Start: 7:05pm Time: 3:45 Attendance: 315
Weather: 62 Degrees, Sunny

2015 Oregon State Baseball #19 Oregon State at Stanford May 16, 2015 at Stanford, Calif. (Sunken Diamond)

Oregon State 7 (35-14-1,16-9-1 Pac-12)

Player	ab	r	h	rbi	bb	so	po	a	lob
Donahue, Christian 2b	6	2	1	0	0	2	1	1	0
Hamilton, Caleb ss	4	1	0	0	1	3	3	2	4
Hendrix, Jeff cf	4	2	2	0	0	0	4	0	0
Harrison, KJ 1b	4	2	3	3	0	0	6	1	1
Nobach, Kyle lf	4	0	0	0	1	1	4	0	3
Cary, Elliott rf	5	0	2	3	0	0	4	0	0
Eckert, Travis dh	0	0	0	0	0	0	0	0	0
King, Billy ph/dh	2	0	0	0	2	0	0	2	0
Anderson, Jack ph/dh	2	0	0	0	0	1	0	0	0
Gillette, Joe ph	1	0	0	0	0	0	0	0	0
Ice, Logan c	3	0	2	0	0	1	1	4	1
Gretler, Michael 3b	2	0	0	0	2	0	0	1	3
Rasmussen, Drew p	0	0	0	0	0	0	1	0	0
Fox, Mak p	0	0	0	0	0	0	0	0	0
Tweedt, Sam p	0	0	0	0	0	0	0	0	0
Heimlich, Luke p	0	0	0	0	0	1	1	0	0
Hickey, Mitch p	0	0	0	0	0	0	0	0	0
Totals	37	7	10	6	5	10	27	8	13

Score by Innings	1	2	3	4	5	6	7	8	9	R	H	E
Oregon State	1	0	2	0	2	0	0	2	0	7	10	0
Stanford	0	0	1	0	0	0	1	3	0	5	4	3

E - Jackson, D(9); Locher, J(2); Brakeman, M(5). LOB - OSU 13: STAN 7. 2B - Hendrix, J(14); Harrison, K(11); Ice, L(7); Winaker, M(10). 3B - Jackson, D(2). HBP - Hendrix, J.; Harrison, K.; Ice, L.; Kuet, J. SH - Hamilton, C(7); Gretler, M(4); Klein, J(7). SF - Jackson, D(2); Kuet, J(1).

Oregon State	ip	h	r	er	bb	so	ab	bf	np
Rasmussen, Drew	6.0	3	2	2	4	5	21	26	105
Fox, Mak	1.0	0	0	0	0	2	3	10	0
Tweedt, Sam	0.0	0	2	2	2	0	0	2	10
Heimlich, Luke	1.0	1	1	1	1	0	2	5	22
Hickey, Mitch	1.0	0	0	0	0	0	3	12	0

Stanford 5 (22-30,7-19 Pac-12)

Player	ab	r	h	rbi	bb	so	po	a	lob
Jackson, Drew ss	4	0	1	2	0	1	1	4	0
Branton, Beau 3b	5	0	0	0	0	0	1	1	3
Edman, Tommy 2b	3	1	0	0	2	1	3	0	0
Hoffpauir, Zach rf	3	1	1	0	1	2	0	0	0
Winaker, Matt 1b	4	1	1	2	0	0	9	0	0
Barr, Austin c	2	0	0	0	2	0	11	0	0
Brodey, Quinn lf	2	1	0	0	1	1	0	0	2
Klein, Jack ph/cf	0	0	0	0	0	0	0	0	0
Hanewich, Brett dh	0	0	0	0	0	0	0	0	0
Kuet, Jesse ph/dh	1	0	0	1	1	0	0	0	0
Locher, Jonny cf/lf	4	1	1	0	0	0	2	0	1
Brakeman, Marc p	0	0	0	0	0	0	0	2	0
Cramer, Gabe p	0	0	0	0	0	0	0	1	0
Totals	28	5	4	5	7	5	27	11	7

Score by Innings	1	2	3	4	5	6	7	8	9	R	H	E
Oregon State	1	0	2	0	2	0	0	2	0	7	10	0
Stanford	0	0	1	0	0	0	1	3	0	5	4	3

E - Jackson, D(9); Locher, J(2); Brakeman, M(5). LOB - OSU 13: STAN 7. 2B - Hendrix, J(14); Harrison, K(11); Ice, L(7); Winaker, M(10). 3B - Jackson, D(2). HBP - Hendrix, J.; Harrison, K.; Ice, L.; Kuet, J. SH - Hamilton, C(7); Gretler, M(4); Klein, J(7). SF - Jackson, D(2); Kuet, J(1).

Stanford	ip	h	r	er	bb	so	ab	bf	np
Brakeman, Marc	6.0	8	5	2	1	5	26	31	97
Cramer, Gabe	3.0	2	2	2	4	5	11	16	71

Win - Rasmussen, D (6-3). Loss - Brakeman, M (1-4). Save - Hickey, M. (10). WP - Rasmussen, D(4); Tweedt, S(2); Cramer, G(3). HBP - by Brakeman, M (Harrison, K.); by Brakeman, M (Ice, L.); by Rasmussen, D (Kuet, J.); by Cramer, G (Hendrix, J.). Inherited runners/scored: Fox, M. 2/1; Heimlich, L. 2/2. Pitches/strikes: Rasmussen, D 105/66; Fox, M. 10/7; Tweedt, S. 10/2; Heimlich, L. 22/14; Hickey, M. 12/8; Brakeman, M 97/65; Cramer, G 11/36.

Umpires - HP: Shawn Rakos 1B: Jake Uhlenhopp 3B: Steve Mattingly
Start: 7:05pm Time: 3:13 Attendance: 1935
Weather: 60 Degrees, Clear
Rasmussen, D faced 2 batters in the 7th.
Tweedt, S. faced 2 batters in the 8th.

2015 Oregon State Baseball #19 Oregon State at Stanford May 17, 2015 at Stanford, Calif. (Sunken Diamond)

Oregon State 12 (36-14-1,17-9-1 Pac-12)

Player	ab	r	h	rbi	bb	so	po	a	lob
Hamilton, Caleb ss	5	2	1	0	1	1	3	3	2
Lund, Dane c	4	2	2	0	0	1	2	0	0
Ice, Logan ph/c	1	0	1	1	0	0	0	0	0
Hendrix, Jeff cf	5	0	1	1	0	1	2	0	0
Harrison, KJ 1b	4	2	1	2	1	13	0	1	0
Gillette, Joe rf	5	2	3	1	0	0	2	0	0
Jansen, Joey rf	0	0	0	0	0	0	1	0	0
Clark, Gabe dh	2	1	1	2	1	1	0	0	0
Cary, Elliott ph/dh	2	0	1	2	0	1	0	0	0
Nobach, Kyle lf	4	0	1	1	1	3	0	2	0
Gretler, Michael 3b	5	0	1	0	0	1	0	4	5
Donahue, Christian 2b	2	3	0	0	2	0	1	3	0
Eckert, Travis p	0	0	0	0	0	0	2	0	0
Fox, Mak p	0	0	0	0	0	0	0	0	0
Flemer, Kevin p	0	0	0	0	0	0	0	0	0
Church, Scotland p	0	0	0	0	0	0	1	0	0
Pomeroy, John p	0	0	0	0	0	0	0	0	0
Totals	39	12	13	10	7	8	27	13	10

Score by Innings	1	2	3	4	5	6	7	8	9	R	H	E
Oregon State	0	2	0	0	3	0	2	4	1	12	13	0
Stanford	0	0	1	0	0	2	0	0	0	3	8	3

E - Branton, B(9); Jackson, D(10); Klein, J(2). DP - OSU 1. LOB - OSU 10: STAN 9. 2B - Harrison, K(12); Branton, D(6); Hoffpauir, Z(6). 3B - Cary, E(1). HR - Clark, G(8). HBP - Donahue, C... SH - Ice, L(7). SF - Hendrix, J(2); Winaker, M(1). SB - Harrison, K(1); Gillette, J(1); Donahue, C(8). CS - Hendrix, J(1).

Oregon State	ip	h	r	er	bb	so	ab	bf	np
Eckert, Travis	5.1	7	3	3	2	0	22	25	86
Fox, Mak	0.1	0	0	0	0	1	1	2	10
Flemer, Kevin	0.0	0	0	0	0	0	1	1	5
Church, Scotland	2.1	1	0	0	1	1	7	8	27
Pomeroy, John	1.0	0	0	0	0	0	3	3	13

Stanford 3 (22-31,7-20 Pac-12)

Player	ab	r	h	rbi	bb	so	po	a	lob
Edman, Tommy 2b	4	0	1	0	1	0	1	1	0
Branton, Beau 3b	3	1	2	1	1	0	1	3	0
Kuet, Jesse ph	1	0	0	0	0	0	0	0	0
Jackson, Drew ss	3	0	1	0	1	0	1	2	3
Higgins, Brian ph	1	0	0	0	0	0	0	0	0
Winaker, Matt 1b	3	0	1	1	0	0	12	1	3
Hoffpauir, Zach rf	4	1	1	0	1	2	0	1	0
Barr, Austin c	4	0	0	0	0	0	5	2	0
Carter, Bryce lf	0	0	0	0	0	0	0	0	0
Brodey, Quinn lf/cf	3	1	1	0	1	0	2	0	0
Brakeman, Marc dh	0	0	0	0	0	0	0	0	0
Zarubin, Bobby ph/dh	4	0	1	0	0	1	0	0	0
Klein, Jack cf	2	0	0	0	1	0	3	0	2
Pappas, Luke ph/c	1	0	0	0	0	0	0	0	0
Castellanos, Chris p	0	0	0	0	0	0	2	0	0
James, Logan p	0	0	0	0	0	0	0	0	0
Holt, Colton p	0	0	0	0	0	0	0	0	0
Summerville, Andrew p	0	0	0	0	0	0	0	0	0
Theriot, Tyler p	0	0	0	0	0	0	0	0	0
Schmidt, David p	0	0	0	0	0	0	0	0	0
Totals	33	3	8	2	5	2	27	11	9



2015 Oregon State Baseball
 #25 California at #18 Oregon State
 May 22, 2015 at Corvallis, Ore. (Goss Stadium)

California O (33-18,17-11 Pac-12)

Player	ab	r	h	rbi	bb	so	po	a	lob
Aaron Knapp cf	3	0	1	0	0	3	0	0	
Devin Pearson rf	3	0	1	0	0	2	0	0	
Lucas Erceg 3b	3	0	0	0	2	0	1	0	
Chris Paul 1b	3	0	0	0	1	8	1	0	
Mitchell Kranson lf	3	0	0	0	2	4	0	0	
Brett Cumberland c	3	0	0	0	1	8	0	0	
Preston Grand Pre ss	3	0	0	0	1	0	1	0	
Nick Halamandaris dh	3	0	0	0	2	0	0	0	
Robbie Tenerowicz 2b	3	0	0	0	0	2	3	0	
Daulton Jefferies p	0	0	0	0	0	1	3	0	
Jeff Bain p	0	0	0	0	0	0	0	0	
Totals	27	0	2	0	0	13	24	9	0

Score by Innings	1	2	3	4	5	6	7	8	9	R	H	E
California	0	0	0	0	0	0	0	0	0	0	2	0
Oregon State	0	0	0	0	0	2	0	2	X	4	6	0

DP - CAL 1; OSU 2; LOB - OSU 4; 2B - Knapp(6); Hendrix, J.(15); HR - Hamilton, C.(4); SH - Gretler, M.(6); SB - Hamilton, C.(5); CS - Pearson(3).

California	ip	h	r	er	bb	so	ab	bf	np
Daulton Jefferies	6.2	4	2	2	2	6	22	25	101
Jeff Bain	1.1	2	2	2	1	1	6	7	31

Win - Moore, A. (7-2). Loss - Jefferies (5-5). Save - None.

Inherited runners/scored: Bain 1/0. Pitches/strikes: Jefferies 101/63; Bain 31/18; Moore, A. 99/70.

Umpires - HP: Travis Katzenmeier 1B: Kelly Gonzales 3B: Scott Higgins

Start: 7:05pm Time: 2:13 Attendance: 3006

Weather: 65 Degrees, Mostly Sunny

Oregon State 4 (37-15-1,18-9-1 Pac-12)

Player	ab	r	h	rbi	bb	so	po	a	lob
Donahue, Christian 2b	4	1	1	0	0	0	0	0	1
Hamilton, Caleb ss	4	2	2	3	0	2	2	2	0
Hendrix, Jeff cf	4	0	2	1	0	0	3	0	0
Harrison, KJ 1b	4	0	0	0	2	3	1	1	
Cary, Elliott rf	3	0	0	0	0	2	4	1	0
Jansen, Joey rf	1	0	0	0	0	1	1	0	0
Howard, Michael dh	2	0	0	0	1	0	0	0	0
Nobach, Kyle lf	3	0	0	0	0	0	1	0	0
Ice, Logan c	2	1	1	0	1	0	11	3	0
Gretler, Michael 3b	1	0	0	0	1	0	1	0	2
Moore, Andrew p	0	0	0	0	0	0	1	0	0
Totals	28	4	6	4	3	7	27	7	4

Oregon State	ip	h	r	er	bb	so	ab	bf	np
Moore, Andrew	9.0	2	0	0	0	0	13	27	99

2015 Oregon State Baseball
 #25 California at #18 Oregon State
 May 23, 2015 at Corvallis, Ore. (Goss Stadium)

California O (33-19,17-12 Pac-12)

Player	ab	r	h	rbi	bb	so	po	a	lob
Aaron Knapp cf	4	0	2	0	0	2	3	0	2
Devin Pearson rf	4	0	0	0	1	1	0	1	
Lucas Erceg 3b	4	0	2	0	0	0	1	0	
Chris Paul 1b	4	0	0	0	1	12	0	1	
Mitchell Kranson lf	4	0	0	0	0	1	0	1	
Brett Cumberland c	2	0	0	0	1	0	5	3	0
Preston Grand Pre ss	2	0	1	0	0	0	2	3	0
Nick Halamandaris dh	3	0	1	0	0	1	0	0	0
Robbie Tenerowicz 2b	3	0	0	0	0	0	3	0	
Ryan Mason p	0	0	0	0	0	0	0	1	0
Alex Schick p	0	0	0	0	0	0	0	0	0
Chris Muse-Fisher p	0	0	0	0	0	0	0	0	0
Keaton Siomkin p	0	0	0	0	0	0	1	0	
Jesse Kay p	0	0	0	0	0	0	0	0	0
Totals	30	0	6	0	1	5	24	12	5

Score by Innings	1	2	3	4	5	6	7	8	9	R	H	E
California	0	0	0	0	0	0	0	0	0	0	6	2
Oregon State	0	0	0	0	0	0	3	6	X	9	12	1

E - Knapp(5); Siomkin(1); Gretler, M.(8); DP - CAL 1; OSU 3; LOB - CAL 5; OSU 8; 2B - Ice, L.(8); Gretler, M.(1); SH - Grand Pre(14); Howard, M.(3); Nobach, K.(2); Gretler, M.(7); SF - Harrison, K.(7); SB - Knapp(11); Donahue, C.(9); CS - Grand Pre(5).

California	ip	h	r	er	bb	so	ab	bf	np
Ryan Mason	6.0	5	2	2	2	5	22	25	93
Alex Schick	0.0	2	1	1	0	0	2	2	7
Chris Muse-Fisher	1.0	1	0	0	1	2	3	4	17
Keaton Siomkin	0.1	3	5	4	1	0	3	6	20
Jesse Kay	0.2	1	1	1	1	0	2	4	12

Win - Rasmussen, D (7-3). Loss - Mason (6-3). Save - None.

WP - Mason(6); Schick(6). Inherited runners/scored: Schick 2/2; Muse-Fisher 2/1; Kay 1/1. Pitches/strikes: Mason 93/61; Schick 7/6; Muse-Fisher 17/9; Siomkin 20/8; Kay 12/6; Rasmussen, D 104/68.

Umpires - HP: Kelly Gonzales 1B: Scott Higgins 3B: Travis Katzenmeier

Start: 4:05pm Time: 2:39 Attendance: 3358

Weather: 66 Degrees, Cloudy

Mason faced 2 batters in the 7th.

Schick faced 2 batters in the 7th.

2015 Oregon State Baseball
 #25 California at #18 Oregon State
 May 24, 2015 at Corvallis, Ore. (Goss Stadium)

California 7 (34-19,18-12 Pac-12)

Player	ab	r	h	rbi	bb	so	po	a	lob
Aaron Knapp cf	5	1	2	1	0	1	2	0	0
Devin Pearson rf	5	1	1	0	0	1	0	0	2
Lucas Erceg 3b	5	1	3	2	0	0	4	0	
Chris Paul 1b	4	0	2	0	1	14	1	1	
Mitchell Kranson c	4	1	1	1	0	0	9	1	0
Nick Halamandaris dh	5	0	0	0	0	0	0	4	
Preston Grand Pre ss	4	1	2	1	0	0	1	4	0
Sean Peters lf	2	1	0	0	0	2	0	0	0
Robbie Tenerowicz 2b	4	1	2	2	0	1	1	5	1
Matt Ladrech p	0	0	0	0	0	0	1	0	
Erik Martinez p	0	0	0	0	0	0	0	0	
Chris Muse-Fisher p	0	0	0	0	0	0	1	0	
Dylan Nelson p	0	0	0	0	0	0	0	0	
Totals	38	7	13	7	1	6	27	17	8

Score by Innings	1	2	3	4	5	6	7	8	9	R	H	E
California	1	0	0	1	2	1	0	2	0	7	13	0
Oregon State	0	0	0	2	0	0	1	0	0	3	6	0

DP - CAL 1; LOB - CAL 8; OSU 3; 2B - Pearson(10); Paul(11); Grand Pre(4); Nobach, K.(13); 3B - Paul(3); Tenerowicz(2); Gillette, J.(3); HR - Erceg(11); HBP - Peters. SH - Peters(1); SF - Kranson(3); CS - Donahue, C.(6).

California	ip	h	r	er	bb	so	ab	bf	np
Matt Ladrech	5.0	5	2	2	1	2	18	19	77
Erik Martinez	1.2	1	1	1	1	4	6	7	31
Chris Muse-Fisher	1.1	0	0	0	0	4	4	15	
Dylan Nelson	1.0	0	0	0	0	3	3	12	

Win - Ladrech (7-4). Loss - Eckert, T. (6-1). Save - None.

HBP - by Tweedit, S. (Peters). Inherited runners/scored: Muse-Fisher 1/0; Flemer, K. 1/0; Mets, R. 1/1. Pitches/strikes: Ladrech 77/47; Martinez 31/19; Muse-Fisher 15/8; Nelson 12/10; Eckert, T. 71/49; Reser, Z. 7/6; Flemer, K. 3/3; Heimlich, L. 19/12; Tweedit, S. 8/6; Mets, R. 6/4; Fox, M. 2/1; Hickey, M. 11/6.

Umpires - HP: Scott Higgins 1B: Travis Katzenmeier 3B: Kelly Gonzales

Start: 3:05pm Time: 2:47 Attendance: 3368

Weather: 70 Degrees, Mostly Sunny

Oregon State 3 (38-16-1,19-10-1 Pac-12)

Player	ab	r	h	rbi	bb	so	po	a	lob
Hamilton, Caleb ss	4	0	0	0	0	1	0	2	1
Lund, Dane c	3	0	0	0	2	5	0	0	
Ice, Logan c	1	0	0	0	0	1	0	0	
Hendrix, Jeff cf	3	1	0	0	1	1	3	0	0
Harrison, KJ 1b/3b	4	1	1	0	0	2	8	2	0
Gillette, Joe rf	3	1	1	2	1	1	2	0	0
Clark, Gabe dh	3	0	0	0	1	0	0	1	
Howard, Michael ph	1	0	0	0	1	0	0	0	
Church, Scotland lf	2	0	1	0	0	0	2	0	0
Nobach, Kyle ph/lf	1	0	1	0	0	0	3	0	0
Gretler, Michael 3b	2	0	0	0	0	0	1	0	
King, Billy ph/1b	1	0	0	1	0	0	2	0	0
Donahue, Christian 2b	3	2	0	0	0	0	2	1	
Eckert, Travis p	0	0	0	0	0	0	1	0	
Roser, Zack p	0	0	0	0	0	0	1	0	
Flemer, Kevin p	0	0	0	0	0	0	0	0	
Heimlich, Luke p	0	0	0	0	0	0	1	1	
Tweedit, Sam p	0	0	0	0	0	0	0	0	
Mets, Ryan p	0	0	0	0	0	0	0	0	
Fox, Mak p	0	0	0	0	0	0	0	0	
Hickey, Mitch p	0	0	0	0	0	0	0	0	
Totals	31	3	6	3	2	9	27	10	3

Oregon State	ip	h	r	er	bb	so	ab	bf	np
Eckert, Travis	4.1	7	4	4	1	5	19	21	71
Roser, Zack	1.0	3	1	1	0	0	5	6	7
Flemer, Kevin	0.2	0	0	0	0	0	2	3	
Heimlich, Luke	1.1	0	0	0	0	1	4	19	
Tweedit, Sam	0.1	1	2	2	0	0	2	3	8
Mets, Ryan	0.1	1	0	0	0	0	2	6	
Fox, Mak	0.1	0	0	0	0	1	1	2	
Hickey, Mitch	0.2	1	0	0	0	0	3	11	

2015 Oregon State Baseball
 Texas vs #17 Oregon State
 May 29, 2015 at Dallas, Texas (Horner Ballpark)

Texas 4 (30-26)

Player	ab	r	h	rbi	bb	so	po	a	lob
Johnson, Ben lf	4	0	1	0	1	0	0	1	
Baker, Joe dh	5	1	2	0	0	1	0	0	0
Hinojosa, C.J ss	3	0	0	0	0	2	4	3	
Barrera, Tres c	4	0	1	1	0	2	6	1	0
Shaw, Collin rf	4	0	1	0	0	0	0	0	0
Gurwitz, Zane cf	4	1	1	0	0	0	1	0	0
Marlow, Brooks 2b	3	2	2	2	1	1	2	5	0
Clemens, Kacy 1b	2	0	0	0	1	1	11	3	
Boswell, Bret 3b	3	0	1	0	1	2	0	1	0
French, Parker p	0	0	0	0	0	0	1	2	0
Duke, Travis p	0	0	0	0	0	0	0	0	0
Mayes, Connor p	0	0	0	0	0	0	0	0	0
Bellow, Kirby p	0	0	0	0	0	0	0	0	0
McKenzie, Jake p	0	0	0	0	0	0	1	0	0
Totals	32	4	9	4	3	8	24	14	7

Score by Innings	1	2	3	4	5	6	7	8	9	R	H	E
Texas	0	0	0	1	0	0	1	2	0	4	9	0
Oregon State	0	0	0	2	1	1	0	1	X	5	12	0



2015 OREGON STATE SEASON IN REVIEW

Box Scores

TWITTER.COM/BEAVER_BASEBALL
INSTAGRAM.COM/BEAVERBASEBALL
FACEBOOK.COM/OREGONSTATEBASEBALL

2015 Oregon State Baseball #17 Oregon State vs VCU May 31, 2015 at Dallas, Texas (Horner Ballpark)

Oregon State 1 (39-17-1)

Player	ab	r	h	rbi	bb	so	po	a	lob
Hamilton, Caleb ss/3b	4	0	0	0	0	2	1	1	
Lund, Dane c	2	1	0	0	1	0	2	2	0
Howard, Michael ph	1	0	1	0	0	0	0	0	0
Hendrix, Jeff cf	4	0	1	0	0	2	0	0	
Harrison, KJ 1b	3	0	1	1	0	0	14	0	0
Gillette, Joe rf	3	0	1	0	0	1	0	0	
Nobach, Kyle lf	3	0	0	0	1	2	0	1	
Eckert, Travis dh	0	0	0	0	0	0	0	0	0
Clark, Gabe ph/dh	2	0	0	0	0	0	0	1	
King, Billy ph/dh	1	0	0	0	0	0	0	0	0
Gretler, Michael 3b	2	0	0	0	0	0	0	0	0
Morrison, Trevor ss	1	0	1	0	0	1	3	0	
Donahue, Christian 2b	3	0	0	0	1	0	7	0	
Rasmussen, Drew p	0	0	0	0	0	0	3	0	
Fox, Mak p	0	0	0	0	0	0	0	0	0
Church, Scotland p	0	0	0	0	0	0	0	0	0
Mets, Ryan p	0	0	0	0	0	0	0	0	0
Flemer, Kevin p	0	0	0	0	0	0	0	0	0
Pomeroy, John p	0	0	0	0	0	0	0	0	0
Heimlich, Luke p	0	0	0	0	0	0	0	0	0
Totals	29	1	5	1	1	2	24	16	3

Score by Innings	1	2	3	4	5	6	7	8	9	R	H	E
Oregon State	0	0	0	0	0	0	1	0	0	1	5	1
VCU	0	0	0	3	2	0	0	0	X	5	9	1

E - Hamilton, C.(11); BEREZO, D(7). DP - OSU 1; VCU 2. LOB - OSU 3; VCU 7. 2B - DAVIS, Matt(8); MACHIN, Vima(13); KERRIGAN, J(5). HBP - DAVIS, Matt. SH - BUNN, James(11); HAYMAKER, Wa(10). SF - Harrison, K.(8); HILEMAN, Bre(3).

Oregon State	ip	h	r	er	bb	so	ab	bf	np
Rasmussen, Drew	4.1	7	5	5	0	3	18	21	71
Fox, Mak	0.0	1	0	0	0	1	1	4	
Church, Scotland	1.1	1	0	0	0	0	4	5	18
Mets, Ryan	0.1	0	0	0	0	0	1	1	6
Flemer, Kevin	0.1	0	0	0	2	0	1	3	13
Pomeroy, John	0.0	0	0	0	1	0	0	1	5
Heimlich, Luke	1.2	0	0	0	0	1	4	4	14

Win - DWYER, Heath (10-2). Loss - Rasmussen, D (7-4). Save - CONCEPCION (14).
WP - Rasmussen, D 2(6); Church, S (2); Flemer, K (2). HBP - by Rasmussen, D (DAVIS, Matt). Inherited runners/scored: Fox, M. 2/2; Church, S. 1/0; Mets, R. 1/0; Pomeroy, J. 2/0; Heimlich, L. 3/0; CONCEPCION 2/0. Pitches/strikes: Rasmussen, D 71/47; Fox, M. 4/2; Church, S. 18/13; Mets, R. 6/3; Flemer, K. 13/3; Pomeroy, J. 5/1; Heimlich, L. 14/10; DWYER, Heath 83/51; CONCEPCION 30/17.

Umpires - HP: Fred Cannon 1B: Scott Cline 2B: Darrell Arnold 3B: George Deltz
Start: 4:05 PM Time: 2:40 Attendance: 1779
Weather: Sunny, 80
Fox, M. faced 1 batter in the 5th.
Pomeroy, J. faced 1 batter in the 7th.

2015 Oregon State Baseball #17 Oregon State vs #13 Dallas Baptist May 31, 2015 at Dallas, Texas (Horner Ballpark)

Oregon State 1 (39-18-1)

Player	ab	r	h	rbi	bb	so	po	a	lob
Morrison, Trevor ss	3	0	0	0	0	3	2	3	1
Cary, Elliott ph	1	0	0	0	1	0	0	0	
Gretler, Michael 3b	0	0	0	0	0	0	0	0	0
Gillette, Joe rf	4	0	0	0	0	1	0	0	
Hendrix, Jeff cf	3	0	1	0	1	2	0	0	
Harrison, KJ 1b	4	0	0	0	2	9	0	1	
King, Billy dh	3	0	0	0	2	0	0	1	
Church, Scotland ph	1	0	0	0	0	0	0	0	0
Ice, Logan c	3	0	0	0	0	5	0	0	
Howard, Michael lf	0	0	0	0	1	0	0	0	0
Nobach, Kyle lf	2	1	2	0	0	0	2	0	0
Hamilton, Caleb 3b/ss	2	0	1	1	1	0	1	0	1
Donahue, Christian 2b	3	0	0	0	0	2	2	4	0
Eckert, Travis p	0	0	0	0	0	0	1	0	
Heimlich, Luke p	0	0	0	0	0	0	3	0	
Hickey, Mitch p	0	0	0	0	0	0	0	0	0
Reser, Zack p	0	0	0	0	0	0	0	0	0
Totals	29	1	4	1	3	11	24	11	4

Score by Innings	1	2	3	4	5	6	7	8	9	R	H	E
Oregon State	0	0	0	0	1	0	0	0	0	1	4	2
Dallas Baptist	1	2	0	1	0	0	0	3	X	7	11	0


E - Nobach, K.(2); Donahue, C.(11). DP - OSU 1. LOB - OSU 4; DBU 10. 2B - Nobach, K.(15); Hamilton, C.(3); Knight(13). 3B - Sweet(2). HR - Wall(12). HBP - Duzenack. SH - Turbin(7). SB - Nobach, K.(8).

Oregon State	ip	h	r	er	bb	so	ab	bf	np
Eckert, Travis	2.0	4	3	3	2	1	9	12	48
Heimlich, Luke	5.1	6	3	3	2	3	22	25	98
Hickey, Mitch	0.1	1	1	1	0	0	2	2	6
Reser, Zack	0.1	0	0	0	1	1	1	2	9

Dallas Baptist	ip	h	r	er	bb	so	ab	bf	np
Sean Stutzman	5.2	3	1	1	3	7	18	21	101
Drew Smith	3.1	1	0	0	0	4	11	11	51

Win - Stutzman (8-1). Loss - Eckert, T. (6-2). Save - Smith (4).
WP - Eckert, T.(3); Heimlich, L.(5); Hickey, M.(4). HBP - by Eckert, T. (Duzenack). Inherited runners/scored: Hickey, M. 1/1; Smith 1/0. Pitches/strikes: Eckert, T. 48/25; Heimlich, L. 98/63; Hickey, M. 6/4; Reser, Z. 9/3; Stutzman 101/57; Smith 51/34.

Umpires - HP: Scott Behn 1B: Barry Chambers 2B: Fred Cannon 3B: Darrell Arnold
Start: 8:05 PM Time: 3:12 Attendance: 2297
Weather: Clear, 80



2013 CWS Participants Beavers Return To Omaha

The Oregon State baseball team returned to Omaha in 2013 after a five-year hiatus from the College World Series. The Beavers made the trip on the strength of an incredibly strong pitching staff and a balanced offense.

Much like past seasons, the Beavers relied heavily on a Northwest flavor with its roster. Twenty players on the team's 35-man roster hailed from either Washington or Oregon, including all three of the team's weekend starters, Matt Boyd, Ben Wetzler and Andrew Moore.

The Beavers broke the school record for victories with 52, won the Pac-12 Conference with a 24-6 record and advanced to the World Series after hosting both the Corvallis Regional and Corvallis Super Regional.

- Oregon State played its first ever games at TD Ameritrade Park Omaha, going 2-2. The two victories gave the Beavers 13 all-time wins in Omaha, with each belonging to head coach Pat Casey.

- Oregon State batted .290 during the postseason and finished with a 3.00 earned run average. Gavin Keyes paced OSU with a .357 batting average and Michael Conforto set the OSU single postseason record with six doubles. Ben Wetzler was stellar for the Beavers on the mound, posting a 3-0 record and 2.74 ERA. He, Matt Boyd and Andrew Moore combined to pitch in 76 of the team's 90 postseason innings (84.4 percent) and tallied a 6-2 record.

- Matt Boyd recorded the Beavers' first-ever complete-game effort at the College World Series in his last collegiate appearance when he shut out Indiana in a 1-0 win over June 19. It was just the 18th all-time 1-0 game at the College World Series, and the first since 1985.

- Oregon State's 52 victories surpassed the 2006 club's school-record 50-win season. The Beavers' 2013 winning percentage of .800 was the best mark in modern OSU history and led the Pac-12 Conference. The 52 wins is also the most by a Pac-12 school since Arizona State won 52 in 2010.

- The Beavers stretched their program record postseason appearances to five and in eight of the last nine seasons. Oregon State has made four NCAA College World Series appearances during that stretch.

- Oregon State won its third league title under head coach Pat Casey and did so with a 24-6 record. The 24 wins is the most by a league team since the then-Pac-10 unified prior to the 1999 season. The 24 wins is the most since USC won the Pac-10 South in 1996.

- Michael Conforto was named the Pac-12's Player of the Year and Andrew Moore earned Freshman of the Year honors. Both were also named All-Americans, as was Matt Boyd, giving the Beavers three in a year for just the second time in school history (the first coming in 2006).

- Moore was named a first-team All-American, becoming the first true freshman in OSU history to pick up the honor. Conforto, meanwhile, became just the fifth player in school history to record back-to-back All-American seasons.

- The Beavers lost consecutive games just once, in a doubleheader against Washington on April 20. Oregon State opened the year with 15 consecutive wins, and later had a 12-game win streak that began the day after the doubleheader loss. Oregon State headed into the postseason with 16 wins in its last 18 games.

- OSU finished with the nation's second-lowest ERA at 2.28, which also led the Pac-12 and set a new school record for best ERA. The Beavers also led the Pac-12 with a .217 batting average against and were second in fewest hits allowed at 454 and fifth in fewest walks allowed at 173, just 15 behind the Pac-12's leader.

- Oregon State found itself in the top 10 every weekend according to Baseball America. The Beavers were outside the top 10 just twice according to the other four major polls.

2013 Roster

No.	Pitchers	Yr.	B-T	Ht.	Wt.	Hometown
29	Clay Bauer	Jr.	R-R	6-6	211	Livermore, Calif.
31	Matt Boyd	Sr.	L-L	6-3	217	Mercer Island, WA
22	Cole Brouder	Sr.	R-R	6-2	219	Appleton, Wis.
36	Tony Bryant	Sr.	R-R	6-7	221	Kennewick, Wash.
41	Dan Child	Jr.	R-R	6-5	225	Rocklin, Calif.
19	Max Engelbrekt	Fr.	L-L	6-3	197	Seattle, Wash.
11	Jace Fry	So.	L-L	6-0	194	Beaverton, Ore.
18	Brandon Jackson	Jr.	R-R	6-0	185	Roseburg, Ore.
23	Andrew Moore	Fr.	R-R	5-11	180	Eugene, Ore.
25	Tyler Panton	Jr.	L-L	6-4	201	Bakersfield, Calif.
44	Zack Reser	So.	L-L	6-1	201	Beaverton, Ore.
37	Carlos Rodriguez	So.	L-L	6-1	205	Kapolei, Hawaii
24	Scott Schultz	Jr.	R-R	6-3	211	Gig Harbor, Wash.
26	Taylor Starr	Sr.	R-R	6-2	210	Longview, Wash.
28	Ben Wetzler	Jr.	L-L	6-1	209	Clackamas, Ore.
No.	Catchers	Yr.	B-T	Ht.	Wt.	Hometown
50	Beau Day	Jr.	R-R	6-0	230	Gresham, Ore.
6	Nate Esposito	So.	R-R	5-10	190	Granite Bay, Calif.
13	Jake Rodriguez	Jr.	R-R	5-9	200	Elk Grove, Calif.
No.	Infielders	Yr.	B-T	Ht.	Wt.	Hometown
15	Jerad Casper	Jr.	R-R	6-0	204	Maple Valley, WA
16	Gabe Clark	Fr.	R-R	6-0	210	Riverside, Calif.
9	Danny Hayes	Sr.	L-R	6-4	209	Rancho Murieta, CA
3	Kavin Keyes	Jr.	S-R	5-11	200	Sandy, Utah
7	Paul Martinez	Fr.	L-R	5-10	170	Riverside, Calif.
14	Andy Peterson	Jr.	R-R	5-10	170	La Palma, Calif.
1	Tyler Smith	Sr.	R-R	6-0	194	Thousand Oaks, CA
No.	Outfielders	Yr.	B-T	Ht.	Wt.	Hometown
33	Ryan Barnes	Sr.	R-R	5-11	205	West Linn, Ore.
8	Michael Conforto	So.	L-R	6-2	215	Woodinville, Wash.
10	Dylan Davis	So.	R-R	6-0	210	Redmond, Wash.
4	Max Gordon	Sr.	L-L	5-8	170	Ashland, Ore.
40	Jeff Hendrix	Fr.	L-R	5-11	181	Corvallis, Ore.
30	Ryan Howell	So.	R-R	5-10	200	Brentwood, Calif.
17	Joey Jansen	So.	L-L	5-11	175	Kennewick, Wash.
35	Joey Matthews	Sr.	R-R	5-10	193	Vacaville, Calif.
12	Nick Rulli	Jr.	R-R	6-1	185	Lake Oswego, Ore.
20	Zane Yanzick	So.	R-R	6-3	198	Beaverton, Ore.

Head Coach: Pat Casey

Assistant Coach: Pat Bailey

Assistant Coach: Andy Jenkins

Assistant Coach: Nate Yeskie

Undergraduate Assistant Coaches: Dallas Buck, Dylan Jones

Director of Operations: Ron Northcutt

Assistant Director of Operations: Patrick McLaughlin

Athletic Trainer: David Stricklin

Managers: Ryley Croghan, Peyton Gastellum, Brian Richardson

Athletic Communications: Hank Hager

Radio Broadcaster: Mike Parker

Video: Jeff Taylor





2015 OREGON STATE SEASON IN REVIEW

2013 COLLEGE WORLD SERIES

TWITTER.COM/BEAVER_BASEBALL
 INSTAGRAM.COM/BEAVERBASEBALL
 FACEBOOK.COM/OREGONSTATEBASEBALL

Corvallis Regional

May 31 • Corvallis, Ore.

UTSA 4
Oregon State 5

UTSA 1 0 0 0 0 1 1 1 0 - 4 6 1
 Oregon State 0 0 0 1 0 2 0 0 2 - 5 9 2
 WP-Engelbrekt, Max (5-1)
 LP-Sims, Matt (6-3)
 T-3:37 A-3222

June 1 • Corvallis, Ore.

Oregon State 3
UC Santa Barbara 2

Oregon State 0 1 0 0 0 1 0 0 1 - 3 10 0
 UCSB 0 1 1 0 0 0 0 0 0 - 2 5 2
 WP-Moore, Andrew (13-1)
 SV-Engelbrekt, Max (5)
 LP-Mahle, Greg (7-5)
 T-3:23 A-3535
 HR OSU - Barnes, Ryan

June 2 • Corvallis, Ore.

Oregon State 6
Texas A&M 1

Oregon State 0 0 0 0 1 0 2 0 3 - 6 14 0
 Texas A&M 1 0 0 0 0 0 0 0 0 - 1 4 2
 WP-Wetzler, Ben (8-1)
 LP-Jester, Jason (3-4)
 T-3:02 A-3362

Corvallis Super Regional

June 8 • Corvallis, Ore.

Kansas State 6
Oregon State 2

10 Innings

Kansas State 0 0 0 0 0 1 0 0 1 4 - 6 13 1
 Oregon State 0 0 0 2 0 0 0 0 0 0 - 2 7 2
 WP-Matthys, Jake (9-1)
 LP-Fry, Jace (0-1)
 T-3:48 A-3574

June 9 • Corvallis, Ore.

Oregon State 12
Kansas State 4

Oregon State 5 2 2 0 1 0 1 0 1 -12 21 1
 Kansas State 0 1 0 2 0 0 0 0 1 - 4 6 1
 WP-Moore, Andrew (14-1)
 LP-McFadden, Blake (6-3)
 T-3:28 A-3602
 HR OSU-Conforto, Michael (11); Davis, Dylan (5)
 HR KSU-King, Jared (7)

June 10 • Corvallis, Ore.

Oregon State 4
Kansas State 3

Oregon State 0 2 0 1 1 0 0 0 0 - 4 6 0
 Kansas State 0 0 0 0 1 0 0 2 - 3 11 2
 WP-Wetzler, Ben (9-1)
 SV-Boyd, Matt (1)
 LP-Matthys, Jake (9-2)
 T-3:25 A-3564
 HR OSU-Hayes, Danny (6)

2013 Postseason Statistics

Player	AVG	G/GS	AB	R	H	RBI	2B	3B	HR	BB	SO	SB-ATT	SLG	OBA
Matthews, Joey	.500	2/0	2	1	1	0	1	0	0	0	0	0-0	1.000	.000
Keyes, Kevin	.357	10/10	42	6	15	4	1	1	0	1	6	1-1	.429	.364
Smith, Tyler	.318	10/10	44	6	14	5	3	0	0	5	4	0-0	.386	.388
Barnes, Ryan	.317	10/10	41	6	13	4	1	0	1	2	4	1-1	.415	.364
Conforto, Michael	.310	10/10	42	6	13	5	6	0	2	4	10	0-1	.595	.396
Peterson, Andy	.293	10/10	41	8	12	2	0	0	0	0	4	3-3	.293	.310
Davis, Dylan	.286	10/10	42	7	12	8	2	0	1	3	7	1-2	.405	.362
Hayes, Danny	.263	10/10	38	5	10	8	3	0	1	6	8	0-0	.421	.378
Hendrix, Jeff	.250	4/1	4	0	1	0	0	0	0	0	0	0-0	.250	.250
Rodriguez, Jake	.235	10/10	34	1	8	4	2	0	0	6	10	0-1	.294	.357
Gordon, Max	.167	9/9	24	3	4	3	0	0	0	3	3	1-1	.167	.286
Jansen, Joey	.000	1/0	1	0	0	0	0	0	0	0	1	0-0	.000	.000
Totals	.290	10/10	355	49	103	43	19	1	5	30	57	7-10	.392	.359

Pitcher	ERA	W-L	SV	G/GS	CG	SH	IP	H	R	ER	BB	SO	AVG	HR
Engelbrekt, Max	0.00	1-0	1	3/0	0	0	3.0	0	0	0	2	3	.000	0
Starr, Taylor	0.00	0-0	0	1/0	0	0	0.2	1	0	0	1	0	.500	0
Schultz, Scott	1.69	0-0	0	5/0	0	0	5.1	2	1	0	0	3	.292	0
Boyd, Matt	1.80	1-1	1	5/3	1	1	25.0	17	5	5	9	24	.202	0
Wetzler, Ben	2.74	3-0	0	3/3	1	0	23.0	21	7	7	11	21	.256	0
Moore, Andrew	3.86	2-1	0	4/4	0	0	28.0	26	14	12	7	17	.255	2
Fry, Jace	5.40	0-1	0	2/0	0	0	5.0	6	3	3	0	1	.316	0
Child, Dan	99.00	0-0	0	1/0	0	0	0.0	2	2	2	1	0	1.000	0
Totals	3.00	7-3	2	10/10	2	1	90.0	80	33	30	31	69	.246	2

College World Series

June 15 • Omaha, Neb.

Mississippi State 5
Oregon State 4

Miss. State 0 3 0 0 0 0 0 2 0 - 5 8 2
 Oregon State 2 0 0 1 1 0 0 0 0 - 4 10 1
 WP-Mitchell, Ross (13-0)
 SV-Holder, Jonathan (19)
 LP-Boyd, Matt (10-4)
 T-3:10 A-24473

June 17 • Omaha, Neb.

Louisville 4
Oregon State 11

Louisville 0 0 0 0 1 0 3 0 0 - 4 12 4
 Oregon State 0 0 3 7 0 0 1 0 X - 11 11 1
 WP-Wetzler, Ben (10-1)
 LP-Thompson, Jeff (11-2)
 T-3:30 A-18980

June 19 • Omaha, Neb.


Oregon State 1
Indiana 0

Oregon State 0 0 0 1 0 0 0 0 0 - 1 7 0
 Indiana 2 0 0 0 0 0 0 0 0 - 0 4 0
 WP-Boyd, Matt (11-4)
 LP-Slegers, Aaron (9-2)
 T-2:45 A-26035

June 21 • Omaha, Neb.

Oregon State 1
Mississippi State 4

Oregon State 0 0 0 0 1 0 0 0 0 - 1 8 1
 Miss. State 0 0 0 1 3 0 0 0 0 - 4 11 0
 WP-Graveman, Kendall (8-5)
 SV-Holder, Jonathan (21)
 LP-Moore, Andrew (14-2)
 T-2:32 A-18868
 HR MSU-Renfroe, Hunter



Above: Jake Rodriguez Below: Michael Conforto





2007 National Champions Beavers Go Back-To-Back

The 2007 season was a special year for the Oregon State baseball team. The Beavers became just the fifth NCAA team to win back-to-back titles, and did so on the heels of their third consecutive trip to the College World Series in Omaha.

Oregon State was led by two of the most recognizable players in school history in Mitch Canham and Darwin Barney. OSU was buoyed on the mound by Mike Stutes, who ended the season with 12 victories - three came in the postseason, including two in the College World Series. The Beavers were blessed with a cast of players that included Joe Paterson, Daniel Turpen, Eddie Kunz, Jordan Lennerton, John Wallace, Joey Wong and others, who truly embraced the team concept and helped deliver spectacular performances throughout the College World Series and the postseason.

The Beavers swept through the postseason, going 11-1 en route to their second straight national championship.

- Oregon State trailed for just one inning during the College World Series, which consisted of a little less than 45 full innings for the Beavers. North Carolina held a 1-0 lead after one inning in the final game, but the Beavers answered back with three runs in the second to help boost them to the 9-3 win.

- Oregon State became the first team ever to win four straight CWS games by at least six runs. The Beavers' closest victory came in their first game, a 3-2 victory over Cal State Fullerton.

- Oregon State became just the sixth NCAA team to sweep its way through the College World Series. And OSU was the back-to-back title holder since the NCAA went to a best-of-three championship series.

- Jorge Reyes was named the College World Series Most Outstanding Player. Reyes went 2-0 at the World Series, defeating Cal State Fullerton and North Carolina.

- Oregon State opened the postseason as the No. 3 seed at the Charlottesville Regional on the campus of the University of Virginia. By winning the College World Series, Oregon State became the first No. 3 seed to do so.

- The Beavers opened postseason play by defeating Rutgers, 5-1. They lost their next game in 13 innings to Virginia, 7-4, but then went on win their next 10 games, the final one coming in Omaha.

- Oregon State came from a 3-0 deficit in the final game of the Charlottesville Regional to advance to a Super Regional against Michigan. Against UVA, OSU scored four runs in the final two innings and held on through a Joe Paterson victory to advance.

- The Beavers one-hit Michigan in the first game of the Super Regional at Goss Stadium, and scored a run in the ninth for the win. OSU dominated the second game, 8-2, to advance to the College World Series.

- Oregon State pitchers posted an incredible 2.57 earned run average through the post-season. Opponents hit just .210 against them and collected only 83 hits in 112 innings.

- Oregon State returned to Parker Plaza on the OSU campus after returning from Omaha and celebrated the second title in front of an estimated crowd of 6,000.

- Fifteen players on the championship squad would end up being drafted by Major League clubs at some point during their tenure at Oregon State. Two more ended up signing contracts as undrafted free agents.

- OSU finished the season with 49 victories, one off tying the school record.

2007 Roster

No.	Pitchers	Yr.	B-T	Ht.	Wt.	Hometown
32	Reed Brown	Jr.	R-R	6-4	210	Edmonds, Wash.
24	Brian Budrow	So.	R-R	6-3	220	Glendale, Ariz.
36	Bryn Card	Fr.	L-L	6-3	195	Klamath Falls, Ore.
30	Kyle Foster	Jr.	L-L	6-2	190	Castle Rock, Wash.
18	Mark Grbavac	So.	R-R	6-0	180	Portland, Ore.
	Chad Hegdahl	So.	L-L	6-2	180	Ashland, Ore.
4	Greg Keim	Sr.	R-R	5-11	175	Ontario, Ore.
2	Blake Keitzman	Fr.	L-L	5-11	170	Roseburg, Ore.
38	Josh Keller	So.	R-R	6-4	240	Portland, Ore.
44	Eddie Kunz	Jr.	R-R	6-6	250	Portland, Ore.
17	Anton Maxwell	Sr.	L-L	5-9	185	Anchorage, AK
19	Jake McCormick	Sr.	R-R	6-3	220	Marysville, Calif.
	Chad Nading	Fr.	R-R	6-5	210	Anchorage, AK
26	Joe Paterson	Jr.	L-L	6-1	205	McMinnville, Ore.
	Tyrell Poggemeyer	Fr.	R-R	6-1	180	Lowell, Ore.
23	Jorge Reyes	Fr.	R-R	6-2	175	Warden, Wash.
	Kraig Sittton	Fr.	L-L	6-5	170	McMinnville, Ore.
31	Alex Sogard	Fr.	L-L	6-3	210	Phoenix, Ariz.
33	Mike Stutes	Jr.	R-R	6-1	185	Lake Oswego, Ore.
28	Daniel Turpen	Jr.	R-R	6-4	215	McMinnville, Ore.
No.	Catchers	Yr.	B-T	Ht.	Wt.	Hometown
12	Erik Ammon	Jr.	R-R	5-11	195	Salem, Ore.
11	Mitch Canham	Jr.	L-R	6-2	212	Lake Stevens, Wash.
27	Ryan Ortiz	Fr.	R-R	6-3	185	San Diego, Calif.
39	Dale Solomon	Fr.	R-R	5-11	220	Moreno Valley, CA
No.	Infielders	Yr.	B-T	Ht.	Wt.	Hometown
6	Darwin Barney	Jr.	R-R	5-10	173	Beaverton, Ore.
	Hunter Beaty	Fr.	S-R	6-0	155	Mercer Island, WA
14	Brett Casey	Fr.	S-R	6-1	180	Corvallis, Ore.
16	Jackson Evans	Fr.	R-L	6-1	170	Vancouver, Wash.
29	Drew George	Jr.	S-R	6-2	181	Lebanon, Ore.
34	Joey Lakowske	Fr.	L-R	6-2	195	Corvallis, Ore.
15	Lonnie Lechelt	Jr.	R-R	6-0	195	Kennewick, Wash.
37	Jordan Lennerton	Jr.	L-L	6-2	230	Langley, B.C.
8	Jason Ogata	So.	R-R	6-0	190	Portland, Ore.
	Joe Pratt	Fr.	R-R	6-0	190	Monmouth, Ore.
1	Joey Wong	Fr.	L-R	5-10	160	Salem, Ore.
No.	Outfielders	Yr.	B-T	Ht.	Wt.	Hometown
	Scott Berke	Fr.	R-R	5-11	180	Las Vegas, Nev.
20	Chris Hopkins	Jr.	R-R	5-11	170	Oakland, Calif.
22	Koa Kahalehoe	So.	L-L	5-9	185	Las Vegas, Nev.
3	Mike Lissman	Sr.	R-L	6-0	215	Ontario, Ore.
21	Scott Santschi	Sr.	L-R	6-0	190	Vancouver, Wash.
35	John Wallace	So.	L-R	6-0	205	Reno, Nev.
9	Braden Wells	Jr.	R-R	6-0	205	Glendale, Ariz.

Head Coach: Pat Casey

Associate Head Coach: Dan Spencer

Assistant Coach: Marty Lees

Assistant Coach: David Wong

Undergraduate Assistant Coach: Kurt Steele

Athletic Trainer: David Stricklin

Assistant Athletic Trainer: Keita Shimada

Managers: Peter Hughes, Brian Pecor

Administrative Assistants: Stephanie Kondas, Lexi Crawford

Head Groundskeeper: Al Kirk

Sports Information: Kip Carlson

Radio Broadcaster: Mike Parker





2015 OREGON STATE SEASON IN REVIEW

2007 NATIONAL CHAMPIONS

TWITTER.COM/BEAVER_BASEBALL
INSTAGRAM.COM/BEAVERBASEBALL
FACEBOOK.COM/OREGONSTATEBASEBALL

Charlottesville Regional

June 1 • Charlottesville, Va.

Oregon State	5
Rutgers	1

Oregon State 0 1 1 0 3 0 0 0 0 - 5 11 1
Rutgers 1 0 0 0 0 0 0 0 0 - 1 7 1
WP-Paterson, Joe (8-6)
SV-Turpen, Daniel (1)
LP-Healing, Steve (10-4)
T-2:23 A-2097

June 2 • Charlottesville, Va.

Virginia	7
Oregon State	4

13 Innings

Virginia 1 0 0 0 1 0 0 1 0 0 3 - 7 11 0
Oregon State 2 0 0 0 1 0 0 1 0 0 0 - 4 10 2
WP-Lambert, Casey (3-2)
LP-Kunz, Eddie (2-1)
T-4:53 A-3212
HR OSU - Barney, Darwin

June 4 • Charlottesville, Va.

Rutgers	2
Oregon State	5

Rutgers 0 0 0 0 1 1 0 0 0 - 2 7 3
Oregon State 1 0 0 2 0 1 1 0 X - 5 11 4
WP-Reyes, Jorge (5-3)
SV-Turpen, Daniel (2)
LP-Giannini, Matt (5-5)
T-2:55 A-1984
HR OSU - Lechelt, Lonnie
HR RUT - Meade, Frank

June 4 • Charlottesville, Va.

Oregon State	5
Virginia	3

Oregon State 0 0 0 0 0 1 0 3 1 - 5 11 1
Virginia 0 0 0 0 3 0 0 0 0 - 3 5 4
WP-Paterson, Joe (9-6)
LP-Schwimer, Michael (3-1)
T-3:08 A-3212
HR OSU - Hopkins, Chris; Lennerton, Jordan

June 5 • Charlottesville, Va.

Virginia	3
Oregon State	7

Virginia 0 3 0 0 0 0 0 0 0 - 3 7 1
Oregon State 2 3 0 0 0 2 0 0 X - 7 12 1
WP-Kunz, Eddie (3-1)
SV-Paterson, Joe (1)
LP-Lambert, Casey (3-3)
T-3:04 A-2389
HR OSU - Lechelt, Lonnie

Corvallis Super Regional

June 10 • Corvallis, Ore.

Oregon State	1
Michigan	0

Oregon State 0 0 0 0 0 0 0 0 1 - 1 1 0
Michigan 0 0 0 0 0 0 0 0 0 - 0 4 0
WP-Paterson, Joe (10-6)
SV-Kunz, Eddie (11)
LP-Putnam, Zach (8-5)
T-2:32 A-3284

2007 Postseason Statistics

Player	AVG	G/GS	AB	R	H	RBI	2B	3B	HR	BB	SO	SB-ATT	SLG	OBA
Santschi, Scott	.417	9/8	24	4	10	7	2	0	1	7	2	0-0	.625	.548
Wallace, John	.364	9/6	22	6	8	6	1	2	0	3	8	2-2	.591	.423
Barney, Darwin	.347	12/12	49	10	17	11	2	0	2	7	4	3-3	.510	.431
Wong, Joey	.340	12/12	47	8	16	7	2	0	0	4	11	0-0	.383	.415
Ogata, Jason	.308	9/6	26	0	8	7	0	0	0	2	7	1-1	.308	.345
Hopkins, Chris	.294	12/12	51	14	15	4	3	0	1	6	6	4-5	.412	.390
Lissman, Mike	.279	12/12	43	9	12	8	1	0	2	10	7	2-2	.442	.426
Wells, Braden	.263	12/4	19	4	5	0	0	0	0	1	7	2-3	.263	.333
Lechelt, Lonnie	.256	12/12	43	7	11	3	4	1	2	2	17	3-3	.535	.304
Canham, Mitch	.250	12/11	48	4	12	6	0	0	1	4	12	1-1	.313	.339
Lennerton, Jordan	.244	12/12	45	11	11	6	1	0	4	6	14	0-0	.533	.333
Ammon, Erik	.000	2/1	1	0	0	0	0	0	0	1	0	0-0	.000	.500
Kahalehoe, Koa	.000	5/0	1	0	0	0	0	0	0	0	0	0-0	.000	.000
Ortiz, Ryan	.000	1/0	0	0	0	0	0	0	0	0	0	0-0	.000	1.000
Totals	.298	12/12	419	77	125	65	16	3	13	53	95	18-20	.444	.389

Pitcher	ERA	W-L	SV	G/GS	CG	SH	IP	H	R	ER	BB	SO	AVG	HR
Grbavac, Mark	0.00	0-0	0	4/0	0	0	3.1	3	0	0	3	4	.250	0
Maxwell, Anton	0.00	0-0	0	2/0	0	0	0.2	0	0	0	1	0	.000	0
Keim, Greg	0.00	0-0	0	1/0	0	0	0.2	1	0	0	0	1	.333	0
Paterson, Joe	1.11	3-0	2	9/1	0	0	24.1	16	4	3	2	20	.190	1
Turpen, Daniel	1.96	1-0	2	4/2	0	0	18.1	12	4	6	6	14	.188	0
Reyes, Jorge	2.13	3-0	0	4/4	0	0	25.1	20	6	6	7	11	.220	2
Kunz, Eddie	3.24	1-1	2	5/0	0	0	8.1	7	4	3	3	3	.241	0
Stutes, Mike	4.50	3-0	0	5/5	0	0	30.0	22	15	15	17	28	.202	3
Keitzman, Blake	9.00	0-0	0	2/0	0	0	1.0	3	1	1	0	1	.500	0
Totals	2.57	11-1	6	12/12	0	1	112.0	83	34	32	39	82	.210	6

June 11 • Corvallis, Ore.

Michigan	2
Oregon State	8

Michigan 0 0 0 0 0 1 0 0 1 - 2 4 0
Oregon State 0 4 0 0 3 0 0 1 X - 8 8 0
WP-Stutes, Mike (10-4)
LP-Wilson, Mike (7-1)
T-3:00 A-3178
HR MICH - Rose, Eric 2

College World Series

June 16 • Omaha, Neb.

Oregon State	3
Cal-State Fullerton	2

Oregon State 1 1 0 0 0 0 1 0 0 - 3 7 1
CSF Fullerton 0 0 1 0 0 0 0 1 0 - 2 6 1
WP-Reyes, Jorge (6-3)
SV-Kunz, Eddie (12)
LP-Roemer, Wes (11-7)
T-2:59 A-26559
HR OSU - Lissman, Mike; Santschi, Scott
HR CSUF - Mahin, Nick

June 18 • Omaha, Neb.

Arizona State	6
Oregon State	12

Arizona State 0 1 0 0 0 0 4 0 1 - 6 7 2
Oregon State 2 4 1 1 1 3 0 0 X - 12 18 1
WP-Stutes, Mike (11-4)
LP-Flores, Brian (11-2)
T-3:34 A-21692
HR OSU - Lissman, Mike; Lennerton, Jordan

June 20 • Omaha, Neb.

UC-Irvine	1
Oregon State	7

UC-Irvine 0 0 0 1 0 0 0 0 0 - 1 5 1
Oregon State 0 0 4 0 1 0 1 1 X - 7 11 0
WP-Turpen, Daniel (10-1)
LP-Bergman, Christian (0-4)
T-2:59 A-29921
HR OSU - Canham, Mitch

June 23 • Omaha, Neb.

North Carolina	4
Oregon State	11

North Carolina 0 0 0 2 0 1 1 0 - 4 12 2
Oregon State 0 2 1 0 1 2 4 1 X - 11 12 2
WP-Reyes, Jorge (7-3)
SV-Paterson, Joe (2)
LP-White, Alex (6-7)
T-3:17 A-26887
HR OSU - Lennerton, Jordan
HR UNC - Johnson, Benji

June 24 • Omaha, Neb.

Oregon State	9
North Carolina	3

Oregon State 0 3 1 0 1 0 2 0 2 - 9 13 0
North Carolina 1 0 1 0 1 0 0 0 0 - 3 9 2
WP-Stutes, Mike (12-4)
LP-Putkonen, Luke (8-2)
T-3:29 A-25012
HR OSU - Barney, Darwin; Lennerton, Jordan
HR UNC - Ackley, Dustin



2006 National Champions OSU Wins Its First Title

Oregon State went to the 2006 College World Series in Omaha as veterans after the Beavers made their second all-time appearance at the CWS in 2005.

The Beavers returned a number of players who made the 2005 appearance, and who were bounced after two games. That left them hungry, knowing they wanted more. And in 2006, they did not disappoint as Oregon State went 6-2 over eight games in Omaha to claim its first national championship.

The Beavers dispatched of North Carolina in the national title series. Oregon State lost to the Tar Heels, 4-3, in the first game, and saw itself behind UNC, 5-0, after three-and-a-half innings, but the Beavers scored seven in the bottom of the fourth and forced a third game after an 11-7 victory. A North Carolina error in the eighth gave the Beavers a run, breaking a 2-2 tie in the deciding game, and ultimately, the victory.

That national championship victory made the Beavers the first NCAA title holder from the Pacific-10 Conference since USC in 1998.

- Oregon State became the first team from the Pacific Northwest to win the national title, and the first from the northern part of the country to win it in 40 years.

- The Beavers were the first team to ever face six elimination games at the College World Series. And OSU became the first national championship club to win despite losing two games in Omaha.

- Oregon State opened its trip in Omaha by losing to Miami, 11-1. By virtue of that loss, the Beavers became just the second team in the last 25 years to win the title after losing their first game.

- Right-handed starter Jonah Nickerson was named the Most Outstanding Player of the College World Series. He made three CWS appearances, throwing 21 2/3 innings, allowing just four runs (two earned), 12 hits and four walks. Nickerson struck out 19.

- Nickerson ended the postseason with a 4-0 record, winning at least one game in the NCAA Regional, NCAA Super Regional and College World Series. He threw 36 2/3 innings over five games and allowed just 20 hits to go along with 34 strikeouts and a 1.23 ERA.

- Nickerson paced the Oregon State pitching staff, which saw eight pitchers contribute in the postseason run. Only one pitcher had an ERA above 5.00, and the team combined to limit opponents to a .219 batting average.

- Offensively, the Beavers finished with a .302 average as a team through 13 postseason games. Tyler Graham paced the way for the Beavers with a .426 batting average while Bill Rowe was close behind with a .419 mark. His 18 runs batted in led the team.

- Oregon State opened the postseason by hosting an NCAA Regional and the Beavers outscored their opponents - Wright State, Kansas and Hawaii - by a combined 28-9 mark. Oregon State never trailed during regional play.

- The Beavers defeated Stanford, 4-3, to open Super Regional play at Goss in the next round, then shut out the Cardinal, 15-0, in the second game to advance to Omaha. The 15-run win marked the second-biggest in the school's postseason history and was just the second shutout ever thrown, at the time, by OSU pitchers in NCAA play.

- Oregon State advanced to the postseason by winning the Pac-10 title and was named a No. 1 seed at its own regional.

- The Beavers ended the 2006 season with 50 victories, a school-record. It eclipsed the previous record of 46 set in 2005.

2006 Roster

No.	Pitchers	Yr.	B-T	Ht.	Wt.	Hometown
42	Bret Bochsler	Fr.	L-L	6-1	170	Redmond, Wash.
32	Reed Brown	So.	R-R	6-4	210	Edmonds, Wash.
2	Dallas Buck	Jr.	R-R	6-3	210	Newberg, Ore.
24	Brian Budrow	Fr.	R-R	6-4	215	Glendale, Ariz.
46	Bryn Card	Fr.	L-L	6-3	175	Klamath Falls, Ore.
18	Mark Grbavac	Fr.	R-R	6-0	180	Portland, Ore.
6	Kevin Gunderson Jr.	R-L	5-10	165		Portland, Ore.
4	Greg Keim	Jr.	R-R	5-11	175	Ontario, Ore.
36	Jon Koller	Sr.	R-R	6-6	230	Carlsbad, Calif.
44	Eddie Kunz	So.	R-R	6-5	250	Portland, Ore.
17	Anton Maxwell	Jr.	L-L	5-9	180	Anchorage, Alas.
34	Jonah Nickerson Jr.	R-R	6-1	195		Oregon City, Ore.
26	Joe Paterson	So.	L-L	6-1	195	McMinnville, Ore.
31	Alex Sogard	Fr.	L-L	6-3	200	Phoenix, Ariz.
33	Mike Stutes	So.	R-R	6-1	185	Lake Oswego, Ore.
27	Rob Summers	Fr.	R-R	6-0	188	Beaverton, Ore.
28	Daniel Turpen	So.	R-R	6-4	215	McMinnville, Ore.
No.	Catchers	Yr.	B-T	Ht.	Wt.	Hometown
12	Erik Ammon	So.	R-R	5-11	195	Salem, Ore.
11	Mitch Canham	So.	L-R	6-2	212	Lake Stevens, Wash.
1	Casey Priseman	So.	R-R	6-1	195	Woodinville, Wash.
39	Dale Solomon	Fr.	R-R	5-11	205	Moreno Valley, Calif.
No.	Infielders	Yr.	B-T	Ht.	Wt.	Hometown
10	Darwin Barney	So.	R-R	5-10	175	Beaverton, Ore.
30	Brett Casey	Fr.	S-R	6-0	170	Corvallis, Ore.
16	Cory Ellis	Fr.	R-R	5-7	160	Portland, Ore.
14	Ryan Gipson	Sr.	R-R	5-11	182	Central Point, Ore.
3	Chris Kunda	Sr.	R-R	6-0	175	Philomath, Ore.
15	Lonnie Lechelt	So.	R-R	6-0	193	Kennewick, Wash.
29	Shea McFeely	Sr.	R-R	6-1	210	Federal Way, Wash.
41	Sean Rockey	Fr.	R-R	6-0	180	Sammamish, Wash.
38	Bill Rowe	Fr.	L-L	6-3	230	Ashland, Ore.
No.	Outfielders	Yr.	B-T	Ht.	Wt.	Hometown
40	Derek Engelke	So.	L-L	5-10	175	Newberg, Ore.
9	Cole Gillespie	Jr.	R-R	6-1	200	West Linn, Ore.
21	Tyler Graham	Jr.	R-R	6-1	185	Great Falls, Mont.
22	Koa Kahalehoe	Fr.	L-L	5-10	195	Las Vegas, Nev.
45	Joey Lakowski	Fr.	L-R	6-2	195	Corvallis, Ore.
20	Greg Laybourn	Fr.	R-R	5-10	190	Portland, Ore.
8	Mike Lissman	Jr.	R-R	6-0	200	Ontario, Ore.
19	Jake McCormick Jr.	R-R	6-3	225		Marysville, Calif.
23	Scott Santschi Jr.	L-R	6-0	190		Vancouver, Wash.
37	Geoff Wagner	Sr.	L-L	6-2	215	Redmond, Ore.
35	John Wallace	Fr.	L-R	6-0	200	Reno, Nev.

Head Coach: Pat Casey

Associate Head Coach: Dan Spencer

Assistant Coach: Marty Lees

Volunteer Assistant Coach: David Wong

Director of Operations: Ron Northcutt

Athletic Trainers: David Stricklin, Travis Tims

Managers: Peter Hughes, Brian Pecor

Administrative Assistant: Stephanie Kondos

Academics: Ardell Bailey

Equipment: Tom Williams

Head Groundskeeper: Al Kirk

Sports Information: Kip Carlson

Video: Jeff Taylor

Radio Broadcaster: Mike Parker





2015 OREGON STATE SEASON IN REVIEW

2006 NATIONAL CHAMPIONS

TWITTER.COM/BEAVER_BASEBALL
INSTAGRAM.COM/BEAVERBASEBALL
FACEBOOK.COM/OREGONSTATEBASEBALL

Corvallis Regional

June 2 • Corvallis, Ore.

Wright State	3
Oregon State	5

Wright State 0 0 0 0 2 1 0 0 0 - 3 7 1
Oregon State 1 0 0 2 0 0 0 2 X - 5 9 2
WP-Kunz, Eddie (2-0)
SV-Gunderson, Kevin (16)
LP-Smith, Joe (3-1)
T-2:39 A-2587
HR OSU - Gillespie, Cole

June 3 • Corvallis, Ore.

Kansas	3
Oregon State	11

Kansas 0 0 0 0 1 0 0 2 0 - 3 4 1
Oregon State 0 7 0 2 0 0 0 2 X - 11 11 1
WP-Nickerson, Jonah (10-4)
LP-Land, S. (5-7)
T-2:34 A-2967
HR OSU - Kunda, Chris 2
HR KU - Simpson; Price, Ry.

June 4 • Corvallis, Ore.

Oregon State	12
Hawaii	3

Oregon State 1 0 3 0 1 0 3 4 0 - 12 13 1
Hawaii 0 0 0 2 0 1 0 0 0 - 3 9 2
WP-Stutes, Mike (7-2)
LP-Daly, Matt (6-2)
T-3:23 A-2783

Corvallis Super Regional

June 10 • Corvallis, Ore.

Stanford	3
Oregon State	4

Stanford 0 0 2 0 1 0 0 0 0 - 3 8 3
Oregon State 1 0 2 0 0 0 1 0 X - 4 7 0
WP-Buck, Dallas (12-2)
SV-Gunderson, Kevin (17)
LP-Reynolds, Greg (7-6)
T-2:46 A-3173
HR STAN - Rapaport, Jim

June 11 • Corvallis, Ore.

Oregon State	15
Stanford	0

Oregon State 4 0 0 6 0 2 0 2 1 - 15 19 0
Stanford 0 0 0 0 0 0 0 0 0 - 0 5 1
WP-Nickerson, Jonah (11-4)
LP-Gallagher, Nolan (5-5)
T-2:58 A-3194
HR OSU - Santschi, Scott

College World Series

June 17 • Omaha, Neb.

Miami	11
Oregon State	1

Miami 2 3 0 0 2 0 0 4 0 - 11 11 0
Oregon State 0 0 0 0 0 0 0 1 0 - 1 6 1
WP-Maine, Scott (12-3)
LP-Buck, Dallas (12-3)

2006 Postseason Statistics

Player	AVG	G/GS	AB	R	H	RBI	2B	3B	HR	BB	SO	SB-ATT	SLG	OBA
Graham, Tyler	.426	13/13	47	13	20	9	2	1	0	3	7	6-7	.511	.500
Rowe, Bill	.419	13/13	43	15	18	18	4	1	1	7	6	0-0	.628	.509
Gillespie, Cole	.388	13/13	49	14	19	7	5	2	2	7	10	1-1	.694	.500
Lissman, Mike	.313	6/5	16	2	5	2	1	0	0	1	2	2-2	.375	.389
Wallace, John	.293	11/11	41	7	12	4	0	0	0	3	13	2-2	.293	.356
Canham, Mitch	.289	13/13	45	3	13	11	4	0	0	3	10	3-3	.378	.340
Barney, Darwin	.259	13/13	54	7	14	7	0	0	0	6	6	2-4	.259	.328
McFeely, Shea	.250	13/13	48	5	12	8	2	0	2	3	8	0-0	.417	.321
Kunda, Chris	.229	13/13	48	13	11	11	3	0	2	8	4	0-0	.417	.328
Gipson, Ryan	.200	3/2	5	2	1	1	1	0	0	2	1	0-0	.400	.429
Santschi, Scott	.154	10/8	26	4	4	2	1	0	1	7	8	0-0	.308	.333
Wagner, Geoff	.000	3/0	3	0	0	0	0	0	0	0	2	0-0	.000	.000
Ammon, Erik	.000	3/0	1	0	0	0	0	0	0	0	1	0-0	.000	.000
Kahalehoe, Koa	.000	3/0	1	0	0	0	0	0	0	0	0	0-0	.000	.000
Totals	.302	13/13	427	85	129	80	23	4	8	50	78	16-19	.431	.391

Pitcher	ERA	W-L	SV	G/GS	CG	SH	IP	H	R	ER	BB	SO	AVG	HR
Grbavac, Mark	0.00	0-0	0	1/0	0	0	0.1	1	0	0	0	0	.500	0
Turpen, Daniel	0.87	1-0	0	4/1	0	0	10.1	7	1	1	3	6	.206	0
Nickerson, Jonah	1.23	4-0	0	5/5	0	0	36.2	20	7	5	11	34	.155	3
Paterson, Joe	1.69	0-1	0	5/0	0	0	5.1	2	1	1	3	1	.111	0
Gunderson, Kevin	1.88	1-0	5	8/0	0	0	14.1	8	3	3	2	6	.160	1
Stutes, Mike	4.80	2-0	0	3/3	0	0	15.0	19	8	8	4	10	.306	1
Kunz, Eddie	4.91	1-0	0	7/0	0	0	7.1	6	4	4	3	3	.222	0
Buck, Dallas	5.40	2-1	0	5/4	0	0	26.2	31	16	16	11	22	.290	2
Totals	2.95	11-2	5	13/13	0	0	116.0	94	40	38	37	82	.219	7

T-2:42 A-25417
HR UM - Raben, Dennis

June 19 • Omaha, Neb.

Oregon State	5
Georgia	3

Oregon State 0 1 1 2 0 0 0 1 0 - 5 12 2
Georgia 0 0 1 0 1 0 0 1 0 - 3 7 1
WP-Nickerson, Jonah (12-4)
SV-Gunderson, Kevin (18)
LP-Westphal, Mickey (7-3)
T-2:45 A-17135
HR UG - Wyatt, Jonathan

June 20 • Omaha, Neb.

Oregon State	8
Miami	1

Oregon State 1 0 4 1 1 0 0 0 1 - 8 13 0
Miami 0 0 0 0 0 0 1 0 0 - 1 5 1
WP-Stutes, Mike (8-2)
LP-Gutierrez, Carlos (9-7)
T-3:03 A-26241
HR OSU - McFeely, Shea
HR UM - Raben, Dennis

June 21 • Omaha, Neb.

Rice	0
Oregon State	5

Rice 0 0 0 0 0 0 0 0 0 - 0 5 0
Oregon State 0 0 3 0 0 1 1 0 X - 5 7 0
WP-Turpen, Daniel (3-0)
LP-Crow, Craig (8-3)
T-2:54 A-30335
HR OSU - McFeely, Shea

June 22 • Omaha, Neb.

Oregon State	2
Rice	0

Oregon State 0 1 0 0 1 0 0 0 0 - 2 3 0
Rice 0 0 0 0 0 0 0 0 0 - 0 2 0
WP-Nickerson, Jonah (13-4)
SV-Gunderson, Kevin (19)
LP-Degerman, Eddie (13-2)
T-2:29 A-19161

June 24 • Omaha, Neb.

Oregon State	3
North Carolina	4

Oregon State 0 0 1 0 0 2 0 0 0 - 3 9 0
North Carolina 2 0 0 0 0 1 0 1 X - 4 10 1
WP-Hovis, Jonathan (8-2)
SV-Carnigan, Andrew (15)
LP-Paterson, Joe (1-1)
T-2:50 A-26808

June 25 • Omaha, Neb.

North Carolina	7
Oregon State	11

North Carolina 0 1 3 1 0 0 2 0 0 - 7 13 0
Oregon State 0 0 0 7 0 4 0 0 X - 11 14 0
WP-Gunderson, Kevin (3-2)
LP-Danford, Matt (7-2)
T-3:07 A-25046
HR OSU - Rowe, Bill
HR UNC - Federowicz, Tim

June 26 • Omaha, Neb.

North Carolina	2
Oregon State	3

North Carolina 0 0 0 2 0 0 0 0 - 2 8 4
Oregon State 0 0 0 2 0 0 0 1 X - 3 6 1
WP-Buck, Dallas (13-3)
SV-Gunderson, Kevin (20)
LP-Bard, Daniel (9-4)
T-3:09 A-18565



2005 CWS Participants Beavers Begin 3-Year Run

Oregon State began its magical three-year run to Omaha in 2005, a year that saw the club make many firsts. The Beavers went to the College World Series for the first time in more than 50 years, win the Pacific-10 Conference for the first time and advance to an NCAA Super Regional for the first time.

They did so with a cast of players with an overwhelming Pacific Northwest flavor, including Oregon born Dallas Buck, Kevin Gunderson, Jonah Nickerson, Jacoby Ellsbury and Darwin Barney, among others. Of the 29 players on the roster born in either Oregon or Washington, 13 ended their tenure at Oregon State being drafted by Major League clubs at least once.

The Beavers played their last game in Omaha on June 20, which, at the time, was the latest on the calendar an Oregon State season had ever extended.

- Oregon State went 0-2 in Omaha, but the World Series capped off a magnificent season for the Beavers. Oregon State won its first Pac-10 title by going 19-5 during the regular season. The 19 wins mark a conference record for the Beavers, who won seven of their eight Pac-10 series.

- The Beavers won 46 games, a new single-season school record. It surpassed the previous record of 39 set in 1986.

- The Beavers lost consecutive games only twice; once during the regular season, to Stanford and Arizona, and then in Omaha to Tulane and Baylor.

- Oregon State won five of its six games leading up to the College World Series. The Beavers outscored St. John's and Ohio State, 34-7, in three games at the Corvallis Regional.

- The Beavers advanced to a Super Regional at Goss Stadium, and took 2-of-3 from USC, whom OSU had ended the Pac-10 regular season with. The Beavers advanced to the NCAA College World Series after scoring two runs in the seventh in the third game of the Super Regional.

- Oregon State lost both of its games in Omaha, but the team's pitching staff was stellar. The Beavers allowed just seven runs over two games at Rosenblatt Stadium.

- The Beavers batted .321 as a team through the eight postseason games, and were led by Andy Jenkins' .459 batting average, which stands as the single-best postseason for any Oregon State player.

- The team's pitching staff was anchored by Jonah Nickerson, who went 1-1 with a 2.11 earned run average. Nickerson ended his career with five postseason victories, four a year later, which ties Mike Stutes for most in an OSU career.

- The trip to the postseason was the first in 19 years for Oregon State, which had last appeared in an NCAA Regional in Stillwater, Okla., in 1986. At the time, the eight postseason games played in 2005 was a single-year record for the Beavers.

- Head coach Pat Casey won his first career postseason game on June 3 as the Beavers scored a run in both the eighth and ninth innings for a 4-3 come-from-behind victory over Ohio State.

- Oregon State defeated St. John's, 19-3, in the final game of the Corvallis Regional. The 16-run win still stands as the team's single-largest postseason victory.

- Jacoby Ellsbury, who in 2007 became the first former OSU player to win a MLB World Series, played in all eight games in the 2005 postseason and batted .351 with two doubles, a triple and five stolen bases.

- Thirteen players who played in the 2005 postseason won a title in 2006 with OSU.

2005 Roster

No.	Pitchers	Yr.	B-T	Ht.	Wt.	Hometown
32	Reed Brown	Fr.	R-R	6-4	195	Edmonds, Wash.
2	Dallas Buck	So.	R-R	6-2	190	Newberg, Ore.
38	A.J. Davidson	Jr.	S-L	6-3	200	Florence, Ore.
18	Nate Fogle	Jr.	R-R	6-3	220	Gresham, Ore.
6	Kevin Gunderson	So.	R-L	5-10	160	Portland, Ore.
16	Kevin Joslyn	Sr.	L-L	6-1	185	Spokane, Wash.
	Josh Keller	Fr.	R-R	6-4	230	Portland, Ore.
36	Jon Koller	Jr.	R-R	6-6	235	Carlsbad, Calif.
44	Eddie Kunz	Fr.	R-R	6-4	250	Portland, Ore.
17	Anton Maxwell	So.	L-L	5-9	175	Anchorage, Alas.
19	Jake McCormick	So.	R-R	6-2	220	Marysville, Calif.
34	Jonah Nickerson	So.	R-R	6-1	190	Oregon City, Ore.
4	Kurt Steele	Jr.	R-R	6-2	180	Corvallis, Ore.
27	Rob Summers	Fr.	R-R	6-0	185	Beaverton, Ore.
28	Daniel Turpen	Fr.	R-R	6-4	195	McMinnville, Ore.
No.	Catchers	Yr.	B-T	Ht.	Wt.	Hometown
11	Mitch Canham	So.	L-R	6-2	200	Lake Stevens, Wash.
35	Billy Munich	Jr.	S-R	6-1	225	El Macero, Calif.
20	Casey Priseman	Fr.	R-R	6-1	180	Woodinville, Wash.
No.	Infielders	Yr.	B-T	Ht.	Wt.	Hometown
10	Darwin Barney	Fr.	R-R	5-10	170	Beaverton, Ore.
30	Travis Carver	Fr.	L-R	6-3	235	McMinnville, Ore.
	Cory Ellis	Fr.	R-R	5-7	160	Portland, Ore.
14	Ryan Gipson	Jr.	R-R	5-11	180	Central Point, Ore.
8	Andy Jenkins	Sr.	R-R	6-0	200	Salem, Ore.
3	Chris Kunda	Jr.	R-R	6-0	175	Philomath, Ore.
15	Lonnie Lechelt	Fr.	R-R	6-0	190	Kennewick, Wash.
25	Joey Ledesma	Jr.	L-R	6-0	190	Tucson, Ariz.
29	Shea McFeely	Jr.	R-R	6-2	215	Federal Way, Wash.
31	Scott Nelson	Jr.	R-R	6-3	215	Eugene, Ore.
1	Todd Shelton	Jr.	R-R	5-10	185	Bakersfield, Calif.
No.	Outfielders	Yr.	B-T	Ht.	Wt.	Hometown
22	Danny Anderson	Sr.	R-R	6-4	200	Modesto, Calif.
24	Chris Campos	Sr.	L-L	6-1	208	Modesto, Calif.
	Nic Chapin	Jr.	L-L	5-11	185	Oregon City, Ore.
23	Jacoby Ellsbury	Jr.	L-L	6-1	190	Madras, Ore.
40	Joel Evans	Sr.	R-R	6-5	230	Redmond, Wash.
12	Rob Folsom	Fr.	R-R	5-9	180	Medford, Ore.
9	Cole Gillespie	So.	R-R	6-1	200	West Linn, Ore.
21	Tyler Graham	Jr.	R-R	6-0	180	Great Falls, Mont.
26	Mike Lissman	So.	R-L	6-0	195	Ontario, Ore.
37	Geoff Wagner	Jr.	L-L	6-2	215	Redmond, Ore.

Head Coach: Pat Casey
Associate Head Coach: Dan Spencer
Assistant Coach: Marty Lees
Volunteer Assistant Coach: Troy Schader
Athletic Trainer: Matt Toth
Assistant Athletic Trainers: Nathan Dufault, J.R. Tatum
Manager: Peter Hughes
Administrative Assistant: Jenny Siewell
Head Groundskeeper: Al Kirk
Sports Information: Kip Carlson
Radio Broadcaster: Mike Parker





2015 OREGON STATE SEASON IN REVIEW

2005 COLLEGE WORLD SERIES

TWITTER.COM/BEAVER_BASEBALL
 INSTAGRAM.COM/BEAVERBASEBALL
 FACEBOOK.COM/OREGONSTATEBASEBALL

Corvallis Regional

June 3 • Corvallis, Ore.

Ohio State	3
Oregon State	4

Ohio State 0 0 0 1 0 1 1 0 0 - 3 4 0
 Oregon State 0 2 0 0 0 0 0 1 1 - 4 9 2
 WP-Gunderson, Kevin (6-2)
 LP-Meister, Rory (8-2)
 T-2:23 A-2612
 HR OSU - Canham, Mitch; McFeely, Shea

June 4 • Corvallis, Ore.

Oregon State	11
St. John's	1

Oregon State 0 1 0 0 4 1 0 5 0 - 11 14 0
 St. John's 0 0 0 0 0 0 0 0 1 - 1 7 4
 WP-Nickerson, Jonah (9-1)
 LP-Wladky, Jim (7-3)
 T-2:54 A-2609

June 5 • Corvallis, Ore.

St. John's	3
Oregon State	19

St. John's 0 0 0 0 0 1 2 0 0 - 3 11 0
 Oregon State 0(13) 0 4 2 0 0 0 X -19 22 4
 WP-Maxwell, Anton (11-1)
 LP-Smith, Anthony (1-2)
 T-3:14 A-2532
 HR OSU - Anderson, Danny 2

Corvallis Super Regional

June 11 • Corvallis, Ore.

USC	4
Oregon State	10

USC 2 0 2 0 0 0 0 0 0 - 4 9 8
 Oregon State 1 0 0 2 0 2 0 5 X -10 7 0
 WP-Buck, Dallas (12-1)
 SV-Gunderson, Kevin (14)
 LP-Kennedy, Ian (12-3)
 T-3:44 A-3059
 HR OSU - Jenkins, Andy

June 12 • Corvallis, Ore.

Oregon State	8
USC	9

10 Innings

Oregon State 0 0 0 2 1 2 3 0 0 0 - 8 10 4
 USC 0 0 0 0 2 1 0 2 3 1 - 9 16 1
 WP-Koss, Paul (4-1)
 LP-Gunderson, Kevin (6-3)
 T-4:14 A-3068
 HR OSU - Anderson, Danny; Canham, Mitch; Gipson, Ryan
 HR USC - Clement, Jeff

2005 Postseason Statistics

Player	AVG	G/GS	AB	R	H	RBI	2B	3B	HR	BB	SO	SB-ATT	SLG	OBA
Jenkins, Andy	.459	8/8	37	9	17	13	2	2	2	0	0	0-0	.784	.475
Canham, Mitch	.353	8/8	34	10	12	9	3	0	2	3	6	1-1	.618	.421
Ellsbury, Jacoby	.351	8/8	37	11	13	6	2	1	0	6	7	5-5	.459	.442
Gipson, Ryan	.333	8/8	24	4	8	7	2	0	1	2	4	2-2	.542	.393
Campos, Chris	.333	5/1	6	1	2	0	0	0	0	2	0	0-0	.333	.500
Kunda, Chris	.333	7/0	3	0	1	2	0	0	0	1	0	0-0	.333	.500
Gillespie, Cole	.321	8/8	28	5	9	4	1	0	0	4	3	1-1	.357	.429
Lissman, Mike	.300	6/2	10	0	3	0	0	0	0	2	1	0-1	.300	.462
McFeely, Shea	.290	8/8	31	8	9	8	3	0	1	4	9	1-1	.484	.378
Anderson, Danny	.286	6/3	14	5	4	6	0	0	3	2	4	0-0	.929	.375
Barney, Darwin	.281	8/8	32	6	9	4	1	0	0	6	5	1-2	.313	.410
Graham, Tyler	.206	8/8	34	5	7	4	0	0	0	3	8	2-3	.206	.270
Wagner, Geoff	.000	3/1	3	1	0	0	0	0	0	1	1	0-0	.000	.250
Lechelt, Lonnie	.000	2/0	0	1	0	0	0	0	0	0	0	0-0	.000	.000
Priseman, Casey	.000	1/0	0	0	0	0	0	0	0	0	0	0-0	.000	.000
Totals	.321	8/8	293	66	94	62	14	3	9	36	48	13-16	.481	.406

Pitcher	ERA	W-L	SV	G/GS	CG	SH	IP	H	R	ER	BB	SO	AVG	HR
Joslyn, Kevin	0.00	0-0	0	1/0	0	0	1.0	1	0	0	0	2	.250	0
Nickerson, Jonah	2.11	1-1	0	3/3	1	0	21.1	21	6	5	2	18	.250	0
Gunderson, Kevin	2.61	1-2	1	5/0	0	0	10.1	10	5	3	2	11	.270	1
Buck, Dallas	2.86	1-0	1	4/3	0	0	22.0	18	10	7	13	9	.231	0
Maxwell, Anton	4.09	1-0	0	2/2	0	0	11.0	11	6	5	7	3	.244	1
Kunz, Eddie	4.50	1-0	0	4/0	0	0	4.0	4	2	2	3	6	.250	1
Fogle, Nate	16.88	0-0	0	3/0	0	0	2.2	6	6	5	1	2	.462	0
Totals	3.36	5-3	2	8/8	1	0	72.1	71	35	27	28	51	.256	3

June 13 • Corvallis, Ore.

USC	8
Oregon State	10

USC 0 0 3 0 0 4 0 1 0 - 8 6 1
 Oregon State 2 1 2 0 2 1 2 0 X -10 17 0
 WP-Kunz, Eddie (2-0)
 SV-Buck, Dallas (1)
 LP-Schlack, Ryan (0-2)
 T-4:00 A-2750
 HR OSU - Jenkins, Andy
 HR USC - Clement, Jeff

College World Series

June 18 • Omaha, Neb.

Oregon State	1
Tulane	3


Oregon State 1 0 0 0 0 0 0 0 0 - 1 6 0
 Tulane 0 0 0 0 0 0 2 1 X - 3 8 0
 WP-Dwings, Micah (12-4)
 SV-Latham, Daniel (13)
 LP-Nickerson, Jonah (9-2)
 T-2:43 A-20345
 HR TUL - Southard, Nathan

June 20 • Omaha, Neb.

Baylor	4
Oregon State	3

10 Innings

Baylor 0 0 0 2 1 0 0 0 0 1 - 4 10 1
 Oregon State 0 2 0 0 1 0 0 0 0 0 - 3 9 2
 WP-Mandel, Jeff (4-0)
 LP-Gunderson, Kevin (6-4)
 T-3:50 A-13000



Above: Andy Jenkins. Below: Dallas Buck





1952 CWS Participants OSU Makes First CWS Trip

Oregon State made its first foray into an NCAA postseason in 1952, and the Beavers also advanced to the College World Series for the first time. Oregon State lost in two games in their inaugural trip to Omaha, but came away with a positive first experience at Omaha Stadium.

The Beavers opened the year by winning the Pacific Coast Conference title and then swept Fresno State in the Western Regional in Corvallis.

"The team of '52 was an exceptional collection of raw talent as I look back today," pitcher Alex Goedhard said years later. "I say raw talent because we had no specialty training. There were no coaches specializing in hitting, fielding, outfield or pitching. There were no physical training regimens for players targeting playing positions outside of daily routine practice. There was no or very little scouting of opposing teams and players."

- At the Western Regional, on June 7, the Beavers hosted Fresno State in front of a crowd of 4,600, the largest attendance figure to date at what is now Goss Stadium at Coleman Field.

- Oregon State began the season on a high note, winning its first seven games and nine of 10.

- The Beavers had just three losing streaks of two games, with the final one coming in Omaha. Oregon State did not lose consecutive games at home the entire season.

- The 27 victories posted by the Beavers in 1952 set a school single-season record. That record was not surpassed until the 1975 team won 28 games.

- Ralph Coleman was in the midst of his third stint with the team and had another 14 years before ending his illustrious career. Coleman's two victories in the postseason do not count toward his overall career record, but merely add to 561 victories, then a school record.

- Oregon State's appearance in Omaha was significant as it was only the sixth-ever College World Series held. The Beavers opened against Duke in just the second-ever meeting between the schools in any sport; the first was in the 1942 Rose Bowl.

- Oregon State used what is now an unusual mode of transportation to arrive in Omaha. The team traveled to Omaha by train on the Union Pacific streamliner City of Portland. The Beavers arrived just after 3 a.m. on a Wednesday.

- Oregon State was the fourth team of what is now known as the Pac-10 to advance to the College World Series. California, USC and Washington St. all advanced to Omaha before the Beavers' first trip in 1952.

- The games were played at what was then known as Omaha Stadium; it is now known as Rosenblatt Stadium. This marked the third year the CWS was held at Rosenblatt.

- Twenty-seven of the 34 players (79.4 percent) listed on the roster hailed from the state of Oregon.

- Oregon State won its first-ever Pacific Coast Conference Championship in 1952. The Beavers defeated USC in two games; winning game one, 12-10, and taking game two, 5-4, with both contests being played in Corvallis.

- Dwane Helbig became Oregon State's first All-American in 1952 when the American Baseball Coaches Association named him to the second team. He batted .418 with three home runs and 10 RBI in PCC Northern Division games.

- Bailey Brem and Jay Dean, who were both on the 1952 team, earned All-American honors in 1953 and 1954, respectively. Dean was an All-American in 1955 as well. He was OSU's first two-time All-American.

1952 Roster

No.	Pitchers	Yr.	B-T	Ht.	Wt.	Hometown
14	Bud Berg	Sr.	R-R	6-2	190	Portland, Ore.
	Ralph Coleman Jr.	Jr.	L-L	6-0	155	Corvallis, Ore.
13	Bailey Brem	Jr.	R-R	6-3	185	Portland, Ore.
16	Alex Goedhard	Sr.	R-R	6-2	175	Pasadena, Calif.
2	Don Hopp	Fr.	R-R	6-2	175	Oregon City
	Jim Nierman	So.	R-L	6-0	175	Hillsboro, Ore.
20	Norb Wellman	So.	R-R	6-4	205	Mt. Angel, Ore.
9	Don White	Sr.	R-L	6-1	160	Portland, Ore.
No.	CATCHERS	Yr.	B-T	Ht.	Wt.	Hometown
	Jack Smith	So.	R-R	5-10	180	Ontario, Ore.
11	Jack Stephenson	Fr.	R-R	5-11	172	Tigard, Ore.
19	John Thomas	Sr.	R-R	6-3	215	Newark, N.J.
	Bill Turner	Jr.	R-R	5-9	175	Portland, Ore.
No.	Infielders	Yr.	B-T	Ht.	Wt.	Hometown
	Jack Bowen	Fr.	R-R	5-10	172	Nyssa, Ore.
3	Bobby Buob	Fr.	R-R	5-8	158	Union, N.J.
17	Jay Dean	Fr.	R-L	6-5	210	Nampa, Ida.
	Mel Ediger	So.	R-R	6-0	175	Dallas, Ore.
5	Chuck Fisk	Fr.	R-R	6-0	170	Portland, Ore.
	Connie Holzgang	So.	R-R	5-11	160	Medford, Ore.
10	Cub Houck	Sr.	R-R	6-0	185	Salem, Ore.
4	Danny Johnston	Jr.	R-R	5-11	175	Whittier, Calif.
	Johnny Rearden	Sr.	R-R	5-11	160	Corvallis, Ore.
15	Jim Ruggles	Fr.	L-R	6-0	170	Portland, Ore.
	Doug Wray	Fr.	R-R	5-9	150	The Dalles, Ore.
	Jim Walker	So.	L-L	5-10	155	L-Beach, Calif.
No.	Outfielders	Yr.	B-T	Ht.	Wt.	Hometown
8	Pete Goodbrod	Sr.	L-R	5-10	160	Salem, Ore.
7	Dwane Helbig	So.	R-R	6-0	195	Portland, Ore.
	Jim Jenks	Jr.	R-R	6-0	168	Albany, Ore.
	Ralph Krafve	Sr.	L-R	6-2	185	Portland, Ore.
12	Ed Nelson	Sr.	R-R	5-10	165	Corvallis, Ore.
	Jack Pinion	So.	R-R	5-10	195	Reedsport, Ore.
18	Bud Shirlcliff	Jr.	R-R	6-3	200	M-Creek, Ore.
	Dick Wilson	Fr.	L-L	5-11	165	Nyssa, Ore.
	Jim Withrow	Fr.	R-R	5-10	160	Van Nuys, Calif.
	Bob Thoman	Jr.	R-R	6-4	175	Corvallis, Ore.

Head Coach: Ralph Coleman

Assistant Coach: Paul Valenti

Manager: Ken Boshears

COLLEGE WORLD SERIES

8 TOP COLLEGE TEAMS

The ROSE BOWL of COLLEGE BASEBALL

OMAHA STADIUM

June 12-13-14-15-16

Get Tickets Now at **RUSSELL SPORTS**, 1816 Farnam Street, Omaha

**2015 NCAA Postseason • OSU Championship History**

The 2015 NCAA Postseason will feature, as always, the nation's top 64 teams. Sixteen four-team regionals will be held May 29-June 1, followed by eight Super Regionals, featuring the top 16 teams remaining who advanced past the regionals. The 2015 College World Series will be played June 13-24 at TD Ameritrade Park Omaha.

The Pac-12 Conference holds the record with 27 World Series titles, followed by the Big 12 Conference at 10 and the Big Ten at six. A Pac-12 team has finished as national champions or runner-up in seven of the last 13 years. At least one Pac-12 player has been named to the All-College World Series team in all but one year since 1997.

In 2006 and 2007, the then-Pac-10 had 11 players named to the All-CWS Team, and each one was an Oregon State Beaver. In 2006, Jonah Nickerson was named the Most Outstanding Player after the Beavers captured their first national title. In 2007, Jorge Reyes claimed the honor as OSU won its second straight title.

Oregon State is one of just six schools nationally to win back-to-back national titles, and one of three from the Pac-12. USC won five straight titles from 1970-74. Stanford won two straight from 1987-88, followed nearly 20 years later by the Beavers. Texas won consecutive titles from 1949-1950 and LSU became the fourth club to accomplish the feat, doing so in 1996 and 1997. South Carolina is the most recent, winning championships in 2010 and 2011.

2015 NCAA Postseason Schedule

May 29-June 1: NCAA Regionals (campus sites)

June 5-8: NCAA Super Regionals (campus sites)

June 13-24: NCAA College World Series (TD Ameritrade Park Omaha)

Note: Campus sites for the NCAA Regionals will be announced the day prior to the NCAA selection process. Super Regional sites will be announced the day after the regionals' completion.



Darwin Barney

Oregon State In The Postseason

All-Time Record: 51-33 (.607)

NCAA Regional Record: 30-21 (.588)

NCAA Super Regional Record: 8-4 (.667)

NCAA CWS Record: 13-8 (.619)

NCAA Appearances (16): 1952, 1962, 1963, 1983, 1985, 1986, 2005, 2006, 2007, 2009, 2010, 2011, 2012, 2013, 2014, 2015

Super Regional Appearances (5): 2005, 2006, 2007, 2011, 2013

College World Series Appearances (5): 1952, 2005, 2006, 2007, 2013

Head Coaches And The Postseason

Coach	Overall	Reg.	Super	CWS
Ralph Coleman	3-6	3-4	0-0	0-2
Jack Riley	2-6	2-6	0-0	0-0
Pat Casey	46-21	25-11	8-4	13-6

Postseason Superlatives

Most Runs: 19, vs. St. John's (6/5/05)

Most Runs Allowed: 17, vs. Stanford (5/24/85)

Fewest Runs: 0, vs. Stanford (5/27/83)

Fewest Runs Allowed: 0, 6 times

Win Streak: 10 games (6/4-6/24/07)

Most Wins (Pitcher): 5; Stutes, Nickerson


Largest Attendance (Reg.): 11,535 (6/2/12)

Largest Attendance (Super): 3,602 (6/9/13)

Largest Attendance (CWS): 30,335 (6/21/06)

All-Time Versus Opponents

Opponent	Overall	Reg.	Super	CWS
Arizona State	1-0	0-0	0-0	1-0
Arkansas	1-1	1-1	0-0	0-0
Baylor	0-1	0-0	0-0	0-1
Belmont	1-0	1-0	0-0	0-0
Cal-State Fullerton	1-0	0-0	0-0	1-0
Creighton	1-0	1-0	0-0	0-0
Dallas Baptist	0-1	0-1	0-0	0-0
Duke	0-1	0-0	0-0	0-1
Florida	0-1	0-1	0-0	0-0
Florida Atlantic	1-1	1-1	0-0	0-0
Fresno State	2-0	2-0	0-0	0-0
Georgia	2-0	1-0	0-0	1-0
Hawaii	1-0	1-0	0-0	0-0
Indiana	1-0	0-0	0-0	1-0
Kansas	1-0	1-0	0-0	0-0
Kansas State	2-1	0-0	2-1	0-0
Louisiana-Monroe	1-0	1-0	0-0	0-0
Louisville	1-0	0-0	0-0	1-0
LSU	0-2	0-2	0-0	0-0
Miami (Fla.)	1-1	0-0	0-0	1-1
Michigan	2-0	0-0	2-0	0-0
Mississippi State	0-2	0-0	0-0	0-2
North Carolina	4-1	0-0	0-0	4-1
North Dakota State	1-0	1-0	0-0	0-0
Ohio State	1-0	1-0	0-0	0-0
Pepperdine	0-1	0-1	0-0	0-0
Rice	2-0	0-0	0-0	2-0
Richmond	1-0	1-0	0-0	0-0
Rutgers	2-0	2-0	0-0	0-0
Santa Clara	0-2	0-2	0-0	0-0
Stanford	2-3	0-3	2-0	0-0
St. John's	2-0	2-0	0-0	0-0
TCU	0-2	0-2	0-0	0-0
Texas	1-1	1-0	0-0	0-1
Texas A&M	3-0	3-0	0-0	0-0
Tulane	0-1	0-0	0-0	0-1
UALR	1-0	1-0	0-0	0-0
UC-Irvine	2-2	1-2	0-0	1-0
UC Santa Barbara	1-1	1-1	0-0	0-0
UNLV	1-0	1-0	0-0	0-0
USC	3-3	1-2	2-1	0-0
UTSA	1-0	1-0	0-0	0-0
Vanderbilt	0-2	0-0	0-2	0-0
VCU	0-1	0-1	0-0	0-0
Virginia	2-1	2-1	0-0	0-0
Wright State	1-0	1-0	0-0	0-0



Andy Peterson



1952

Western Regional • Corvallis, Ore.

Date	Result	Opponent	WP	LP	Att.
6/6/52	W, 2-1	Fresno State	White	Bolger	3,200
6/7/52	W, 8-4	Fresno State	Wellman	Bishop	4,600

College World Series • Omaha, Neb.

Date	Result	Opponent	WP	LP	Att.
6/12/52	L, 7-18	Duke	Lewis	Goedhard	
6/13/52	L, 1-10	Texas	Robertson	Wellman	

1962

Western Regional • Santa Clara, Calif.

Date	Result	Opponent	WP	LP	Att.
	L, 1-8	Santa Clara			
	L, 5-7	Santa Clara			

1963

Western Regional • Corvallis, Ore.

Date	Result	Opponent	WP	LP	Att.
	L, 5-6	USC			
	W, 8-6	USC			
	L, 5-7	USC			

1983

Western Regional • Stanford, Calif.

Date	Result	Opponent	WP	LP	Att.
5/27/83	L, 0-14	Stanford	Myers	Reece	2,350
5/28/83	L, 3-7	UC-Santa Barbara	Fulmer	Anderson	450

1985

Western Regional • Stanford, Calif.

Date	Result	Opponent	WP	LP	Att.
5/24/85	L, 3-17	Stanford	Ballard	Sipple	2,600
5/25/85	L, 1-6	Pepperdine	Dubar	Brundage	300

1986

Midwest Regional • Stillwater, Okla.

Date	Result	Opponent	WP	LP	Att.
5/22/86	L, 3-4	Arkansas	Peters	Brundage	1,400
5/23/86	W, 7-1	Richmond	Sipple	Richardson	1,332
5/24/86	W, 1-0	Arkansas	Hulstrom	Parker	1,307
5/24/86	L, 7-10	Stanford	Wassenaar	Lambert	1,516

All-Regional Team: David Brundage, OF

2005

Corvallis Regional • Corvallis, Ore.

Date	Result	Opponent	WP	LP	Att.
6/3/05	W, 4-3	Ohio State	Gunderson	Meister	2,612
6/4/05	W, 11-1	St. John's	Nickerson	Wladyka	2,609
6/5/05	W, 19-3	St. John's	Maxwell	Smith	2,532

All-Regional Team: Mitch Canham (Most Outstanding Player), C; Jonah Nickerson, RHP; Andy Jenkins, 1B; Shea McFeely, 3B; Tyler Graham, OF; Jacoby Ellsbury, OF; Cole Gillespie, OF

Corvallis Super Regional • Corvallis, Ore.

Date	Result	Opponent	WP	LP	Att.
6/11/05	W, 10-4	USC	Buck	Kennedy	3,059
6/12/05	L, 8-9	USC	Koss	Gunderson	3,068
6/13/05	W, 10-8	USC	Kunz	Schlack	2,752

College World Series • Omaha, Neb.

Date	Result	Opponent	WP	LP	Att.
6/18/05	L, 1-3	Tulane	Owings	Nickerson	20,345
6/20/05	L, 3-4	Baylor	Mandel	Gunderson	13,000

2006

Corvallis Regional • Corvallis, Ore.

Date	Result	Opponent	WP	LP	Att.
6/2/06	W, 5-3	Wright State	Kunz	Smith	2,587
6/3/06	W, 11-3	Kansas	Nickerson	Land	2,957
6/4/06	W, 12-3	Hawaii	Stutes	Daly	2,783

All-Regional Team: Chris Kunda (Most Outstanding Player), 2B; Jonah Nickerson, RHP; Darwin Barney, SS; Cole Gillespie, OF; Tyler Graham, OF

Corvallis Super Regional • Corvallis, Ore.

Date	Result	Opponent	WP	LP	Att.
6/10/06	W, 4-3	Stanford	Buck	Reynolds	3,173
6/11/06	W, 15-0	Stanford	Nickerson	Gallagher	3,194

College World Series • Omaha, Neb.

Date	Result	Opponent	WP	LP	Att.
6/17/06	L, 1-11	Miami	Maine	Buck	25,417
6/19/06	W, 5-3	Georgia	Nickerson	Westphal	17,135
6/20/06	W, 8-1	Miami	Stutes	Gutierrez	26,241
6/21/06	W, 5-0	Rice	Turpen	Crow	30,335
6/22/06	W, 2-0	Rice	Nickerson	Degerman	19,161
6/24/06	L, 3-4	North Carolina	Hovis	Paterson	26,808
6/25/06	W, 11-7	North Carolina	Gunderson	Danford	25,046
6/26/06	W, 3-2	North Carolina	Buck	Bard	18,565

All-CWS Team: Jonah Nickerson (Most Outstanding Player), RHP; Bill Rowe, 1B; Shea McFeely, 3B; Cole Gillespie, OF; Kevin Gunderson, LHP

2007

Charlottesville Regional • Charlottesville, Va.

Date	Result	Opponent	WP	LP	Att.
6/1/07	W, 5-1	Rutgers	Paterson	Healing	2,097
6/2/07	L, 4-7	Virginia	Lambert	Kunz	3,212
6/4/07	W, 5-2	Rutgers	Reyes	Giannini	1,984
6/4/07	W, 5-3	Virginia	Paterson	Schwimer	3,212
6/5/07	W, 7-3	Virginia	Kunz	Lambert	2,389

All-Regional Team: Joe Paterson (Most Outstanding Player), LHP; Jordan Lennerton, 1B; Joey Wong, 2B; Darwin Barney, SS; Lonnie Lechelt, 3B; Chris Hopkins, OF

Corvallis Super Regional • Corvallis, Ore.

Date	Result	Opponent	WP	LP	Att.
6/10/07	W, 1-0	Michigan	Paterson	Putnam	3,284
6/11/07	W, 8-2	Michigan	Stutes	Wilson	3,178

College World Series • Omaha, Neb.

Date	Result	Opponent	WP	LP	Att.
6/16/07	W, 3-2	CS-Fullerton	Reyes	Roemer	26,559
6/18/07	W, 12-6	Arizona State	Stutes	Flores	21,692
6/20/07	W, 7-1	UC-Irvine	Turpen	Bergman	29,921
6/23/07	W, 11-4	North Carolina	Reyes	White	26,887
6/24/07	W, 9-3	North Carolina	Stutes	Putkonen	25,012

All-CWS Team: Jorge Reyes (Most Outstanding Player), RHP; Darwin Barney, SS; Mitch Canham, C; Mike Lissman, DH; Scott Santschi, OF; Joey Wong, 2B

2009

Fort Worth Regional • Fort Worth, Texas

Date	Result	Opponent	WP	LP	Att.
5/29/09	W, 9-8	Texas A&M	Gaviglio	Raley	2,822
5/30/09	L, 1-13	TCU	Winkler	Waldron	3,269
5/31/09	W, 13-5	Texas A&M	Reyes	Ehlert	2,496
5/31/09	L, 4-5	TCU	Marshall	Rhoderick	3,191

All-Regional Team: Koa Kahalehoe, OF; Ryan Ortiz, C; Jorge Reyes, RHP; John Tommasini, 2B



2015 OREGON STATE SEASON IN REVIEW

POSTSEASON GAME-BY-GAME

TWITTER.COM/BEAVER_BASEBALL
 INSTAGRAM.COM/BEAVERBASEBALL
 FACEBOOK.COM/OREGONSTATEBASEBALL

2010

Gainesville Regional • Gainesville, Fla.

Date	Result	Opponent	WP	LP	Att.
6/4/10	W, 6-4	Florida Atlantic	Peavey	Gipson	1,117
6/5/10	L, 2-10	Florida	Panteliodis	Gaviglio	2,991
6/6/10	L, 7-11	Florida Atlantic	Adams	Waldron	1,340

All-Regional Team: Adalberto Santos, OF

2011

Corvallis Regional • Corvallis, Ore.

Date	Result	Opponent	WP	LP	Att.
6/3/11	W, 7-4	UALR	Schultz	Graziano	2,858
6/4/11	W, 5-1	Creighton	Gaviglio	Blach	3,103
6/5/11	W, 6-4	Georgia	Duke	Swegman	3,032

All-Regional Team: Sam Gaviglio (Most Outstanding Player), RHP;
 Andrew Susac, C; Parker Berberet, 1B; Carter Bell, 3B; Ryan Barnes, OF;
 Brian Stamps, OF; Garrett Nash, OF

Nashville Super Regional • Nashville, Tenn.

Date	Result	Opponent	WP	LP	Att.
6/10/11	L, 1-11	Vanderbilt	Gray	Gaviglio	3,349
6/11/11	L, 3-9	Vanderbilt	Clinard	Schultz	3,387

2012

Baton Rouge Regional • Baton Rouge, La.

Date	Result	Opponent	WP	LP	Att.
6/1/12	W, 2-1	Belmont	Bryant	Brookshire	10,041
6/2/12	L, 1-7	LSU	Gausman	Child	11,535
6/3/12	W, 11-2	La.-Monroe	Wetzler	Aulds	10,369
6/3/12	L, 5-6	LSU	Cotton	Davis	11,036

All-Regional Team: John Tommasini, 2B; Michael Conforto, OF; Ryan Barnes, OF; Joey Matthews, OF; Danny Hayes, DH

2013

Corvallis Regional • Corvallis, Ore.

Date	Result	Opponent	WP	LP	Att.
5/31/13	W, 5-4	UTSA	Engelbrekt	Sims	3,222
6/1/13	W, 3-2	UC Santa Barbara	Moore	Mahle	3,535
6/2/13	W, 6-1	Texas A&M	Wetzler	Jester	3,362

All-Regional Team: Dylan Davis (Most Outstanding Player), OF; Jake Rodriguez, C; Andy Peterson, 2B; Ryan Barnes, DH; Andrew Moore, RHP; Ben Wetzler, LHP

Corvallis Super Regional • Corvallis, Ore.

Date	Result	Opponent	WP	LP	Att.
6/8/13	L, 2-6	Kansas State	Matthys	Fry	3,574
6/9/13	W, 12-4	Kansas State	Moore	McFadden	3,602
6/10/13	W, 4-3	Kansas State	Wetzler	Matthys	3,564

College World Series • Omaha, Neb.

Date	Result	Opponent	WP	LP	Att.
6/15/13	L, 4-5	Mississippi St.	Mitchell	Boyd	24,473
6/17/13	W, 11-4	Louisville	Wetzler	Thompson	18,980
6/19/13	W, 1-0	Indiana	Boyd	Slegers	26,035
6/21/13	L, 1-4	Mississippi St.	Graveman	Moore	18,868

All-CWS Team: Michael Conforto, OF

2014

Corvallis Regional • Corvallis, Ore.

Date	Result	Opponent	WP	LP	Att.
5/30/14	W, 2-1	N. Dakota St.	Moore	Ernst	3,408
5/31/14	L, 2-14	UC Irvine	Surrey	Fry	3,422
6/1/14	W, 6-1	UNLV	Wetzler	Oakley	3,372
6/1/14	W, 4-0	UC Irvine	Schultz	Brock	3,386
6/2/14	L, 2-4	UC Irvine	Manarino	Thompson	3,435

All-Regional Team: Logan Ice, C; Jeff Hendrix, OF; Kavin Keyes, 1B; Scott Schultz, RHP

2015

Dallas Regional • Dallas, Texas

Date	Result	Opponent	WP	LP	Att.
5/29/15	W, 5-4	Texas	Church	Bellows	2,643
5/31/15	L, 1-5	VCU	Dwyer	Rasmussen	1,779
5/31/15	L, 1-7	Dallas Baptist	Stutzman	Eckert	2,297

All-Regional Team: Kyle Nobach, OF



All-Time Oregon State Postseason Honors

All-Regional Team (42)

Year	Player	Pos.	Location
1986	Dave Brundage	OF	Stillwater, Okla.
2005	Mitch Canham	C	Corvallis
2005	Jacoby Ellsbury	OF	Corvallis
2005	Cole Gillespie	OF	Corvallis
2005	Tyler Graham	OF	Corvallis
2005	Andy Jenkins	1B	Corvallis
2005	Shea McFeely	3B	Corvallis
2005	Jonah Nickerson	RHP	Corvallis
2006	Darwin Barney	SS	Corvallis
2006	Cole Gillespie	OF	Corvallis
2006	Tyler Graham	OF	Corvallis
2006	Chis Kunda	2B	Corvallis
2006	Jonah Nickerson	RHP	Corvallis
2007	Darwin Barney	SS	Charlottesville, Va.
2007	Chris Hopkins	OF	Charlottesville, Va.
2007	Lonnie Lechelt	3B	Charlottesville, Va.
2007	Jordan Lennerton	1B	Charlottesville, Va.
2007	Joe Paterson	LHP	Charlottesville, Va.
2007	Joey Wong	2B	Charlottesville, Va.
2009	Koa Kahalehoe	OF	Fort Worth, Texas
2009	Ryan Ortiz	C	Fort Worth, Texas
2009	Jorge Reyes	RHP	Fort Worth, Texas
2009	John Tommasini	2B	Fort Worth, Texas
2010	Adalberto Santos	OF	Gainesville, Fla.
2011	Ryan Barnes	OF	Corvallis
2011	Carter Bell	3B	Corvallis
2011	Parker Berberet	1B	Corvallis
2011	Sam Gaviglio	RHP	Corvallis
2011	Garrett Nash	OF	Corvallis
2011	Brian Stamps	OF	Corvallis
2011	Andrew Susac	C	Corvallis
2012	John Tommasini	2B	Baton Rouge
2012	Michael Conforto	OF	Baton Rouge
2012	Ryan Barnes	OF	Baton Rouge
2012	Joey Matthews	OF	Baton Rouge
2012	Danny Hayes	DH	Baton Rouge
2013	Jake Rodriguez	C	Corvallis
2013	Andy Peterson	2B	Corvallis
2013	Dylan Davis	OF	Corvallis
2013	Ryan Barnes	DH	Corvallis
2013	Andrew Moore	RHP	Corvallis
2013	Ben Wetzler	LHP	Corvallis
2014	Logan Ice	C	Corvallis
2014	Kavin Keyes	1B	Corvallis
2014	Jeff Hendrix	OF	Corvallis
2014	Scott Schultz	RHP	Corvallis
2015	Kyle Nobach	OF	Dallas

All-College World Series Team (12)

Year	Player	Pos.	Location (Omaha)
2006	Cole Gillespie	OF	Rosenblatt
2006	Kevin Gunderson	LHP	Rosenblatt
2006	Shea McFeely	3B	Rosenblatt
2006	Jonah Nickerson	RHP	Rosenblatt
2006	Bill Rowe	1B	Rosenblatt
2007	Darwin Barney	SS	Rosenblatt
2007	Mitch Canham	C	Rosenblatt
2007	Mike Lissman	OF	Rosenblatt
2007	Jorge Reyes	RHP	Rosenblatt
2007	Scott Santschi	OF	Rosenblatt
2007	Joey Wong	2B	Rosenblatt
2013	Michael Conforto	OF	TD Ameritrade Park

Most Outstanding Players (7)

Year	Player	Pos.	Location
2005	Mitch Canham	C	Corvallis Regional
2006	Chris Kunda	2B	Corvallis Regional
2006	Jonah Nickerson	RHP	Omaha CWS
2007	Joe Paterson	LHP	Charlottesville Regional
2007	Jorge Reyes	RHP	Omaha CWS
2011	Sam Gaviglio	RHP	Corvallis Regional
2013	Dylan Davis	OF	Corvallis Regional



2015 OREGON STATE SEASON IN REVIEW

POSTSEASON SUPERLATIVES SINCE 1983

TWITTER.COM/BEAVER_BASEBALL
INSTAGRAM.COM/BEAVERBASEBALL
FACEBOOK.COM/OREGONSTATEBASEBALL

Career Leaders

Minimum 25 at bats, 10 Innings Pitched

Offense

Batting Average	.459, Andy Jenkins (2005)
Games Played	33, Darwin Barney (2005-07)
	33, Mitch Canham (2005-07)
Games Started	33, Darwin Barney (2005-07)
At Bats	135, Darwin Barney (2005-07)
Runs Scored	33, Darwin Barney (2005-07)
Hits	40, Darwin Barney (2005-07)
Runs Batted In	26, Mitch Canham (2005-07)
Doubles	9, Michael Conforto (2012-14)
Triples	2, Andy Jenkins (2005)
	2, John Wallace (2005-06)
	2, Cole Gillespie (2005-06)
Home Runs	4, Jordan Lennerton (2007)
Walks	19, Darwin Barney (2005-07)
Strikeouts	28, Mitch Canham (2005-07)
Stolen Bases	8, Tyler Graham (2005-06)

Pitching

Earned Run Average	1.21, Joe Paterson (2006-07)
Wins	5, Jonah Nickerson (2005-06)
	5, Mike Stutes (2006-07)
	5, Ben Wetzler (2011-14)
Winning Percentage	1.000, Mike Stutes (2006-07)
	1.000, Ben Wetzler (2011-14)
Saves	6, Kevin Gunderson (2005-06)
Games Pitched	16, Eddie Kunz (2006-07)
Games Started	8, Jonah Nickerson (2005-06)
	8, Mike Stutes (2006-07)
Innings Pitched	58.0, Jonah Nickerson (2005-06)
Hits Allowed	49, Dallas Buck (2005-06)
Runs Allowed	26, Dallas Buck (2005-06)
Earned Runs Allowed	23, Dallas Buck (2005-06)
	23, Mike Stutes (2006-07)
Walks Allowed	24, Dallas Buck (2005-06)
Strikeouts	52, Jonah Nickerson (2005-06)

Individual Postseason Leaders

Minimum 15 at bats, 5 Innings Pitched

Offense

Batting Average	.529 (9-17), Koa Kahalehoe (2009)
	.529 (9-17), Kavin Keyes (2014)
Games Played	13, seven players (2006)
Games Started	13, seven players (2006)
At Bats	54, Darwin Barney (2006)
Runs Scored	15, Bill Rowe (2006)
Hits	20, Tyler Graham (2006)
Runs Batted In	18, Bill Rowe (2006)
Doubles	6, Michael Conforto (2013)
Triples	2, three times (2005, 2006, 2007)
Home Runs	4, Jordan Lennerton (2007)
Walks	10, Mike Lissman (2007)
Strikeouts	17, Lonnie Lechelt (2007)
Stolen Bases	6, Tyler Graham (2006)

Pitching

Earned Run Average	0.00, 4 times
Wins	4, Jonah Nickerson (2006)
Saves	5, Kevin Gunderson (2006)
Games Pitched	9, Joe Paterson (2007)
Games Started	5, Mike Stutes (2007), Jonah Nickerson (2006)
Innings Pitched	36.2, Jonah Nickerson (2006)
Hits Allowed	31, Dallas Buck (2006)
Runs Allowed	16, Dallas Buck (2006)
Earned Runs Allowed	16, Dallas Buck (2006)
Walks Allowed	17, Mike Stutes (2007)
Strikeouts	34, Jonah Nickerson (2006)

Team Game Superlatives

Offense

At Bats	46, vs. Virginia (6/2/07)
Runs Scored	19, vs. St. John's (6/5/05)
Hits	22, vs. St. John's (6/5/05)
Runs Batted In	19, vs. St. John's (6/5/05)
Doubles	5, vs. Kansas (6/3/06)
Triples	2, vs. Miami (6/17/06)
Home Runs	3, vs. USC (6/12/05)
Total Bases	33, vs. St. John's (6/5/05)
Walks	10, vs. Michigan (6/11/07)
Strikeouts	14, vs. LSU (6/3/12)
Stolen Bases	4, two times, last vs. Michigan (6/11/07)

Pitching

Innings Pitched	13.0, vs. Virginia (6/2/07)
Runs Allowed	17, vs. Stanford (5/24/85)
Earned Runs Allowed	17, vs. Stanford (5/24/85)
Walks Allowed	9, two times, last vs. Miami (6/17/06)
Strikeouts	15, vs. North Dakota State (5/30/14)
Hits Allowed	18, vs. Stanford (5/24/85)

Fielding

Putouts	39, vs. Virginia (6/2/07)
Assists	19, two times, last vs. TCU (5/30/09)
Errors	4, six times, last vs. LSU (6/3/12)
Passed Balls	2, four times, last vs. Virginia (6/2/07)
Double Plays Turned	3, vs. TCU (5/30/09)

Individual Game Superlatives

Offense

At Bats	6, 13 times, last by Ryan Ortiz vs. Texas A&M (5/31/09)
Runs Scored	4, Bill Rowe vs. Stanford (6/11/06)
Hits	5, three times, last vs. Koa Kahalehoe vs. Texas A&M (5/31/09)
Runs Batted In	6, Bill Rowe vs. Hawai'i (6/4/06)
Doubles	3, two times, last by Cole Gillespie vs. Kansas (6/3/06)
Triples	1, 18 times
Home Runs	2, three times, last by Chris Kunda vs. Kansas (6/3/06)
Total Bases	11, Andy Jenkins vs. USC (6/13/05)
Walks	2, 42 times
Strikeouts	3, 11 times
Stolen Bases	2, 2 times, last by A. Santos vs. Texas A&M (5/29/09)

Pitching

Innings Pitched	9.0, 11 times
	last by Scott Schultz vs. UC Irvine (6/1/14)
Runs Allowed	10, Sam Gaviglio vs. Vanderbilt (6/10/11)
Earned Runs Allowed	10, Sam Gaviglio vs. Vanderbilt (6/10/11)
Walks Allowed	7, two times
	last by Dave Brundage vs. Arkansas (5/22/86)
Strikeouts	14, Andrew Moore vs. North Dakota State (5/30/14)
Hits Allowed	10, two times,
	last by Jorge Reyes vs. Texas A&M (5/31/09)

Complete Games By Oregon State Pitchers

6/1/14	Scott Schultz vs. UC Irvine (Win)
6/1/14	Ben Wetzler vs. UNLV (Win)
6/19/13	Matt Boyd vs. Indiana (Win)
6/2/13	Ben Wetzler vs. Texas A&M (win)
6/4/11	Sam Gaviglio vs. Creighton (win)
5/31/09	Jorge Reyes vs. Texas A&M (win)
6/4/05	Jonah Nickerson vs. St. John's (win)
5/24/86	Bryce Hulstrom vs. Arkansas (win)
5/22/86	Dave Brundage vs. Arkansas (loss)
5/25/85	Dave Brundage vs. Pepperdine (loss)
5/28/83	Scott Anderson vs. UC Santa Barbara (loss)

* Statistical records date back to 1983 postseason